

US00D607668S

(12) **United States Design Patent**
Eloy-Sanchez

(10) **Patent No.:** **US D607,668 S**

(45) **Date of Patent:** **** Jan. 12, 2010**

(54) **RACK**

(76) **Inventor:** **Sophie Eloy-Sanchez**, PMB 188, 2434,
Calle Loiza, San Juan, PR (US) 00913

(**) **Term:** **14 Years**

(21) **Appl. No.:** **29/306,403**

(22) **Filed:** **Apr. 9, 2008**

(51) **LOC (9) Cl.** **06-04**

(52) **U.S. Cl.** **D6/466**

(58) **Field of Classification Search** D6/466,
D6/465, 411, 320, 450, 571, 410, 467, 468,
D6/476, 457, 449, 396, 397; 211/13.1, 85.2,
211/85.9, 85.31, 181.1, 34, 205, 94, 87.1,
211/60.1; D20/42

See application file for complete search history.

(56) **References Cited**

U.S. PATENT DOCUMENTS

3,079,002	A	*	2/1963	Bernier	211/34
D201,480	S	*	6/1965	Faber	D6/465
D253,450	S	*	11/1979	Butcher et al.	D6/410
D306,666	S	*	3/1990	Moransais	D6/450
D320,898	S	*	10/1991	Dyess	D6/411

D321,452	S	*	11/1991	Davis	D6/571
D337,459	S	*	7/1993	King	D6/465
D409,005	S	*	5/1999	Knight	D6/320
D452,713	S	*	1/2002	Badertscher	D20/42
D502,026	S	*	2/2005	Klein	D6/450

* cited by examiner

Primary Examiner—Caron Veynar

Assistant Examiner—Sydney R Buffalow

(74) *Attorney, Agent, or Firm*—Hoglund & Pamias, PSC;
Robert J. Rios

(57) **CLAIM**

The ornamental design for a rack, as shown and described.

DESCRIPTION

FIG. 1 is a front view of a rack.

FIG. 2 is a top view of the rack of FIG. 1.

FIG. 3 is a side view of the rack of FIG. 1.

FIG. 4 is a front view of a second embodiment of a rack;

FIG. 5 is a top view of the rack of FIG. 4; and,

FIG. 6 is a side view of the rack of FIG. 4.

1 Claim, 2 Drawing Sheets




FIG. 1




FIG. 2

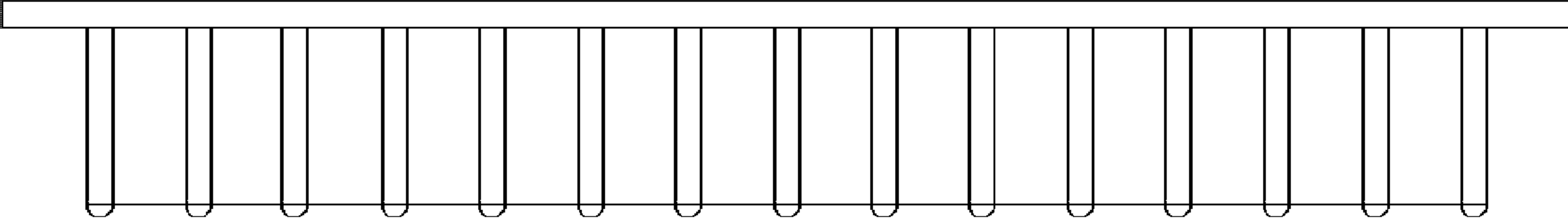


FIG. 3

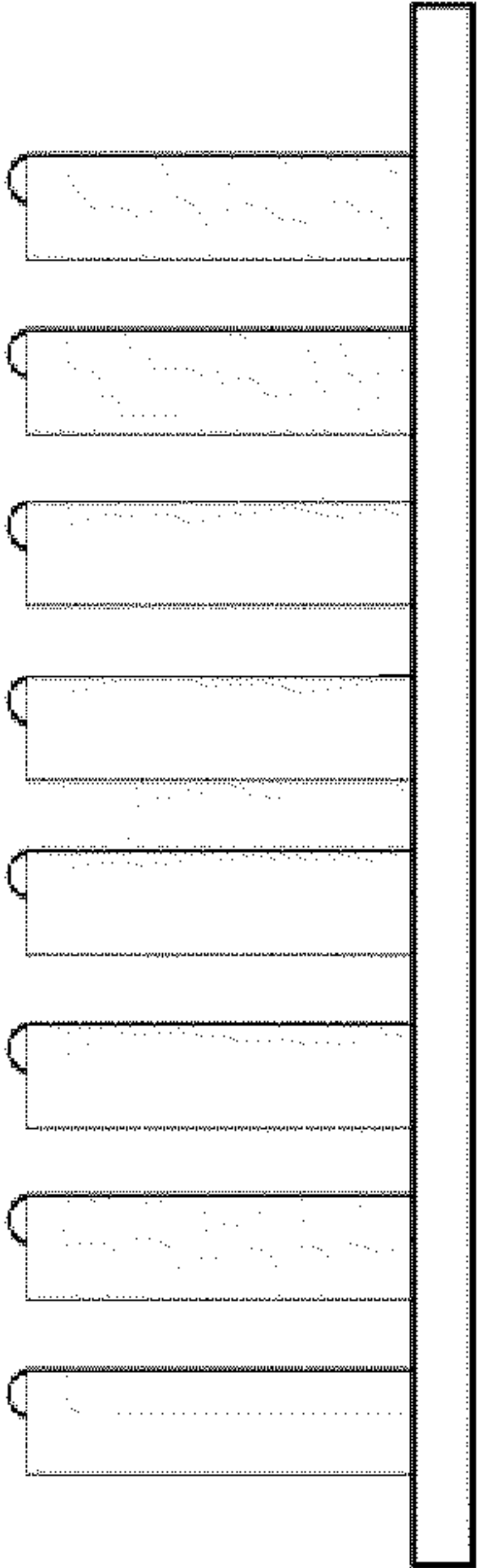


FIG. 4




FIG. 5

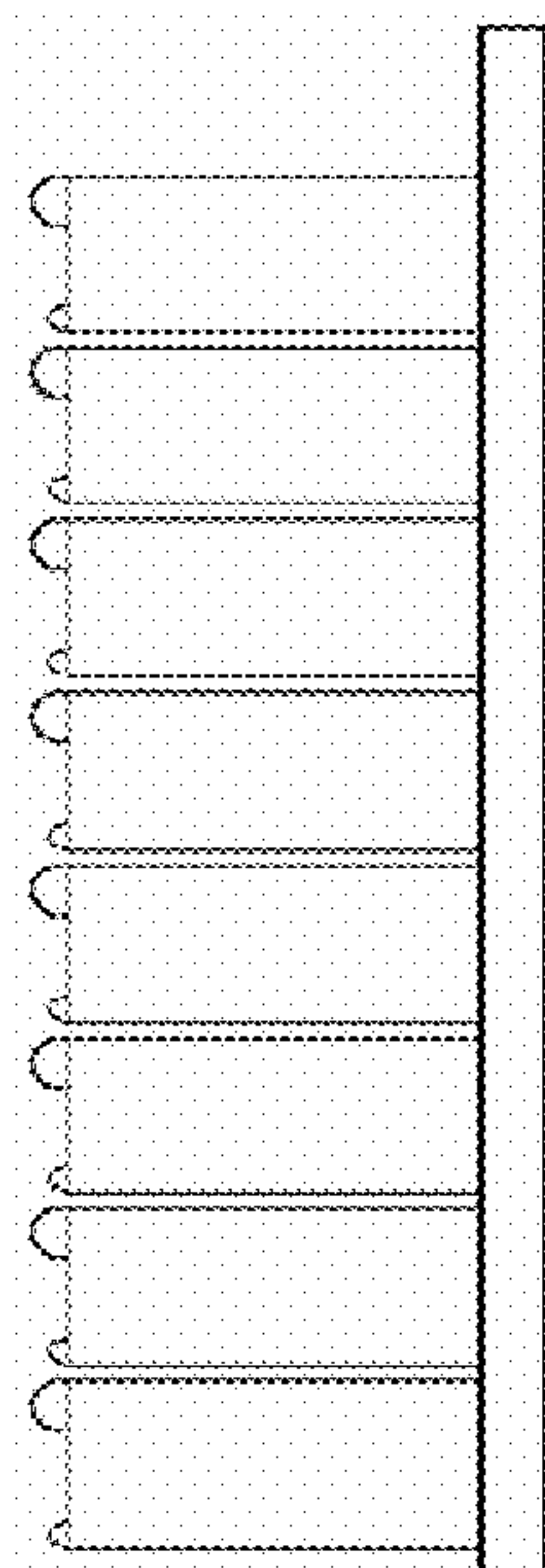
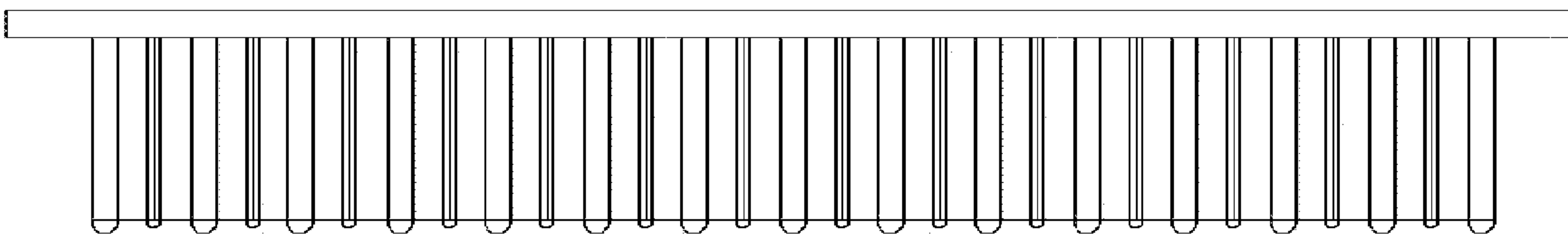


FIG. 6