



US00D607660S

(12) **United States Design Patent**  
**Kubryk**

(10) **Patent No.:** **US D607,660 S**  
(45) **Date of Patent:** **\*\* Jan. 12, 2010**

(54) **STACKING CHAIR**

(76) **Inventor:** **Isaac Kubryk**, 1111 Eagle Nest Ct.,  
Danville, CA (US) 94506

(\*\*) **Term:** **14 Years**

(21) **Appl. No.:** **29/316,307**

(22) **Filed:** **Sep. 11, 2009**

(51) **LOC (9) Cl.** ..... **06-01**

(52) **U.S. Cl.** ..... **D6/380**

(58) **Field of Classification Search** ..... D6/334-336,  
D6/374, 375, 376, 379, 380, 500-502; 297/239,  
297/445.1, 446.1, 452.48

See application file for complete search history.

(56) **References Cited**

**U.S. PATENT DOCUMENTS**

D180,996 S *	9/1957	Cramer	.....	D6/380
D454,716 S *	3/2002	Tseng	.....	D6/379
D463,151 S *	9/2002	Liu	.....	D6/379
D470,670 S *	2/2003	Meyer	.....	D6/374
D517,824 S *	3/2006	Pensi	.....	D6/379
D555,929 S *	11/2007	Lewis	.....	D6/380
D578,789 S *	10/2008	Ciani et al.	.....	D6/380

D589,275 S *	3/2009	Kubryk	.....	D6/374
D598,667 S *	8/2009	Kubryk	.....	D6/380
D602,278 S *	10/2009	Kubryk	.....	D6/380
D602,279 S *	10/2009	Kubryk	.....	D6/380

\* cited by examiner

*Primary Examiner*—Mimosa De

(74) *Attorney, Agent, or Firm*—Audrey A. Millemann;  
Weintraub Genshlea et al.

(57) **CLAIM**

The ornamental design for a stacking chair, as shown and described.

**DESCRIPTION**

FIG. 1 is a perspective view of a stacking chair, looking toward the right front corner, showing my new design;

FIG. 2 is a right side elevation view thereof;


FIG. 3 is a front view thereof;

FIG. 4 is a back view thereof;

FIG. 5 is a top view thereof; and,

FIG. 6 is a bottom view thereof.

**1 Claim, 5 Drawing Sheets**






FIG. 1

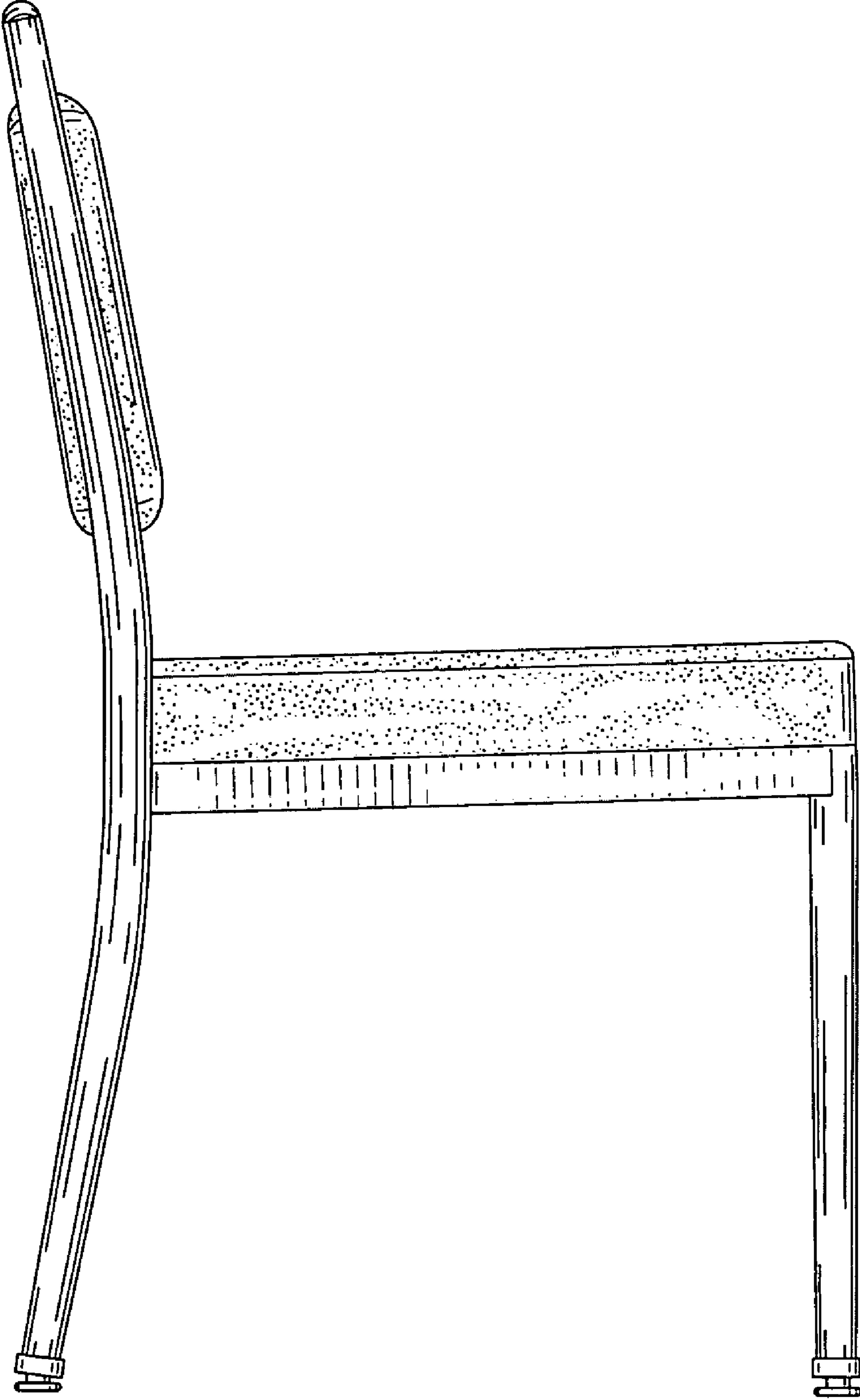


FIG. 2




FIG. 3




FIG. 4

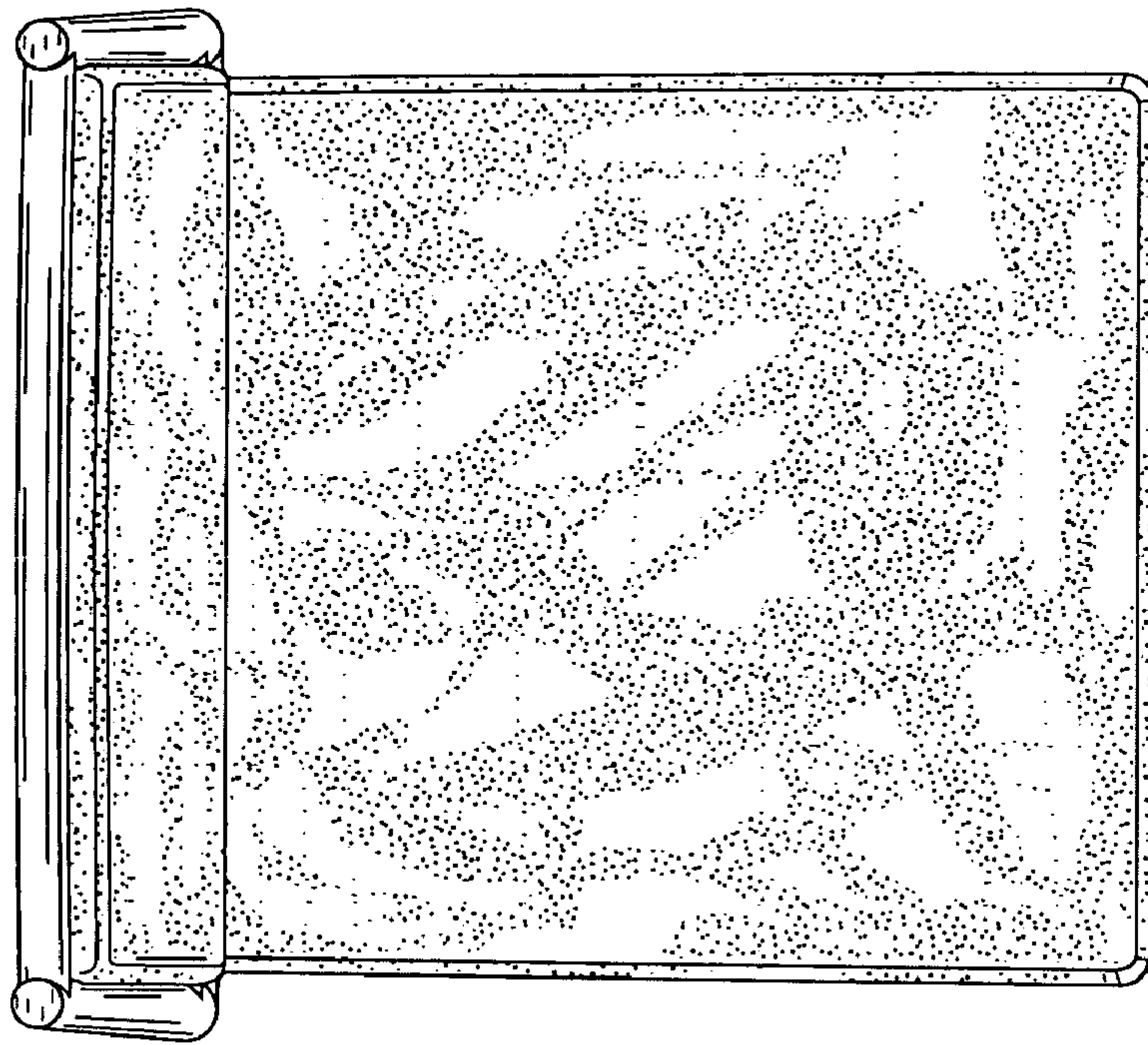


FIG. 5

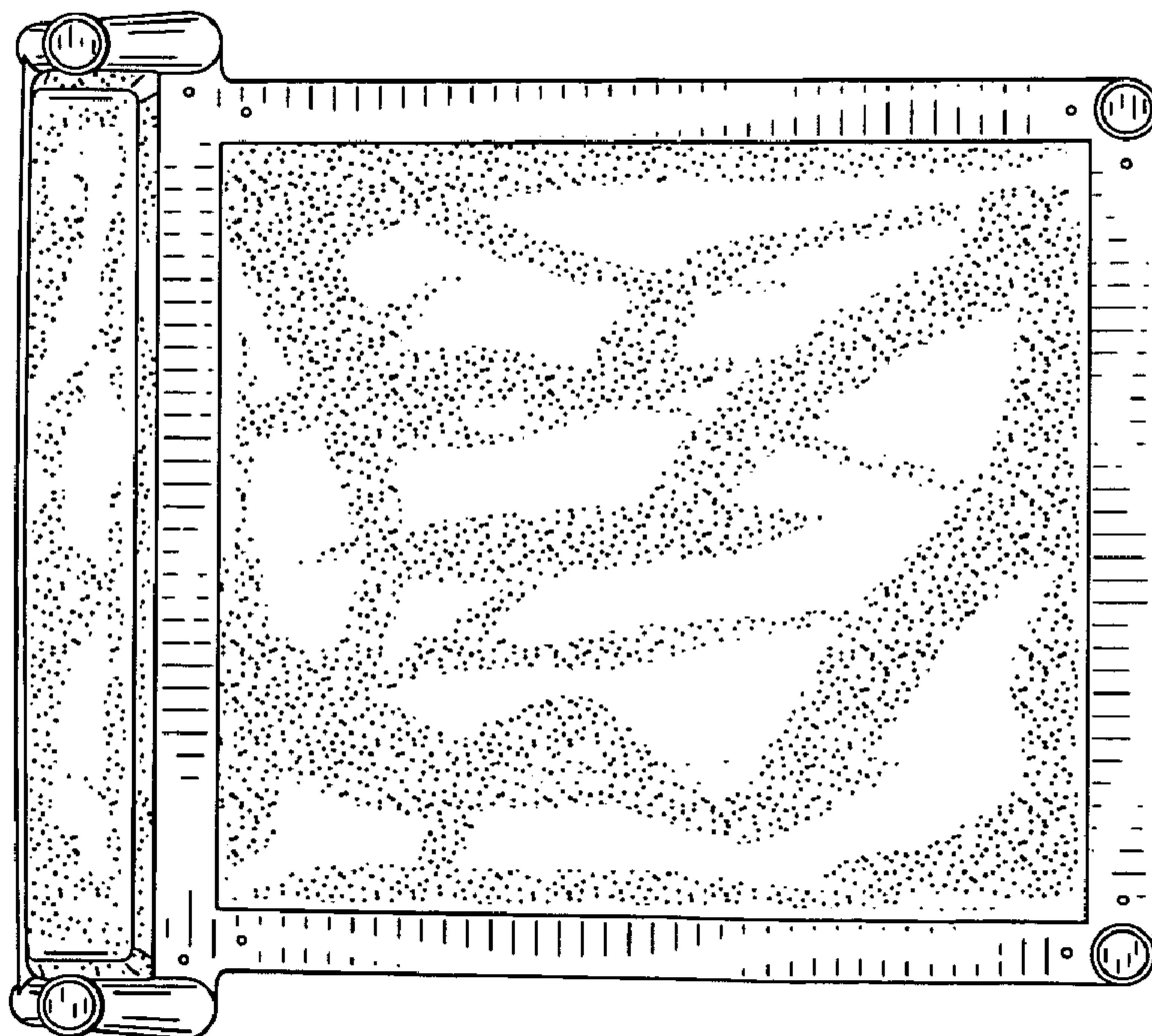


FIG. 6