



US00D607658S

(12) **United States Design Patent**
Kubryk

(10) **Patent No.:** **US D607,658 S**

(45) **Date of Patent:** **** Jan. 12, 2010**

(54) **STACKING CHAIR**

(76) **Inventor:** **Isaac Kubryk**, 1111 Eagle Nest Ct.,
Danville, CA (US) 94506

(**) **Term:** **14 Years**

(21) **Appl. No.:** **29/316,305**

(22) **Filed:** **Sep. 11, 2009**

(51) **LOC (9) Cl.** **06-01**

(52) **U.S. Cl.** **D6/380**

(58) **Field of Classification Search** D6/334-336,
D6/374, 375, 376, 379, 380, 500-502; 297/239,
297/445.1, 446.1, 452.48

See application file for complete search history.

(56) **References Cited**

U.S. PATENT DOCUMENTS

D470,670 S *	2/2003	Meyer	D6/374
D482,540 S *	11/2003	Ashby	D6/374
D486,658 S *	2/2004	Weaver	D6/370
D578,789 S *	10/2008	Ciani et al.	D6/380
D589,275 S *	3/2009	Kubryk	D6/374

D598,667 S *	8/2009	Kubryk	D6/380
D602,278 S *	10/2009	Kubryk	D6/380
D602,279 S *	10/2009	Kubryk	D6/380

* cited by examiner

Primary Examiner—Mimosa De

(74) *Attorney, Agent, or Firm*—Audrey A. Millemann;
Weintraub Genshlea et al.

(57) **CLAIM**

The ornamental design for a stacking chair, as shown and described.

DESCRIPTION

FIG. 1 is a perspective view of a stacking chair, looking toward the right front corner, showing my new design;

FIG. 2 is a right side elevation view thereof;


FIG. 3 is a front view thereof;

FIG. 4 is a back view thereof;

FIG. 5 is a top view thereof; and,

FIG. 6 is a bottom view thereof.

1 Claim, 5 Drawing Sheets






FIG. 1

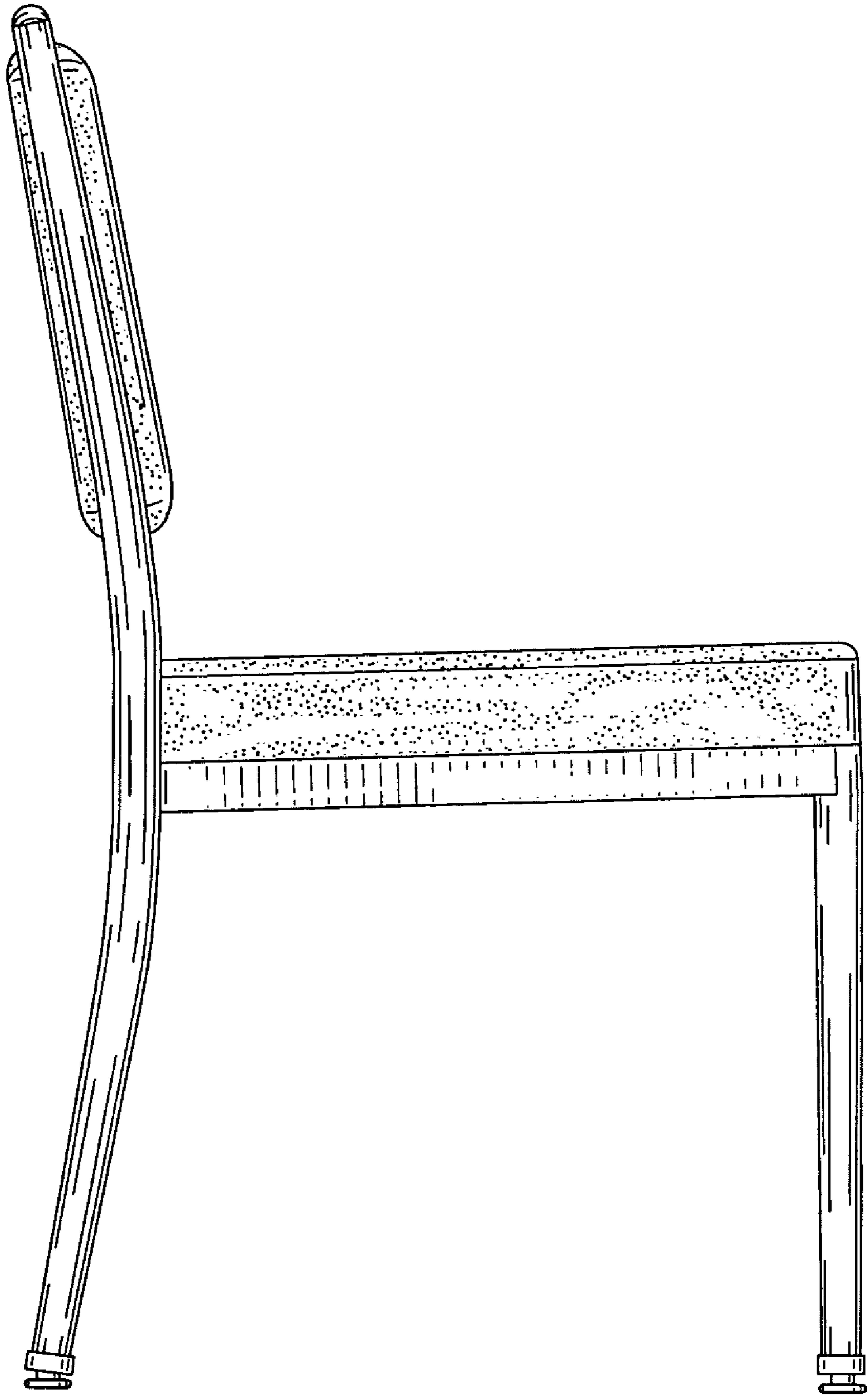


FIG. 2




FIG. 3




FIG. 4

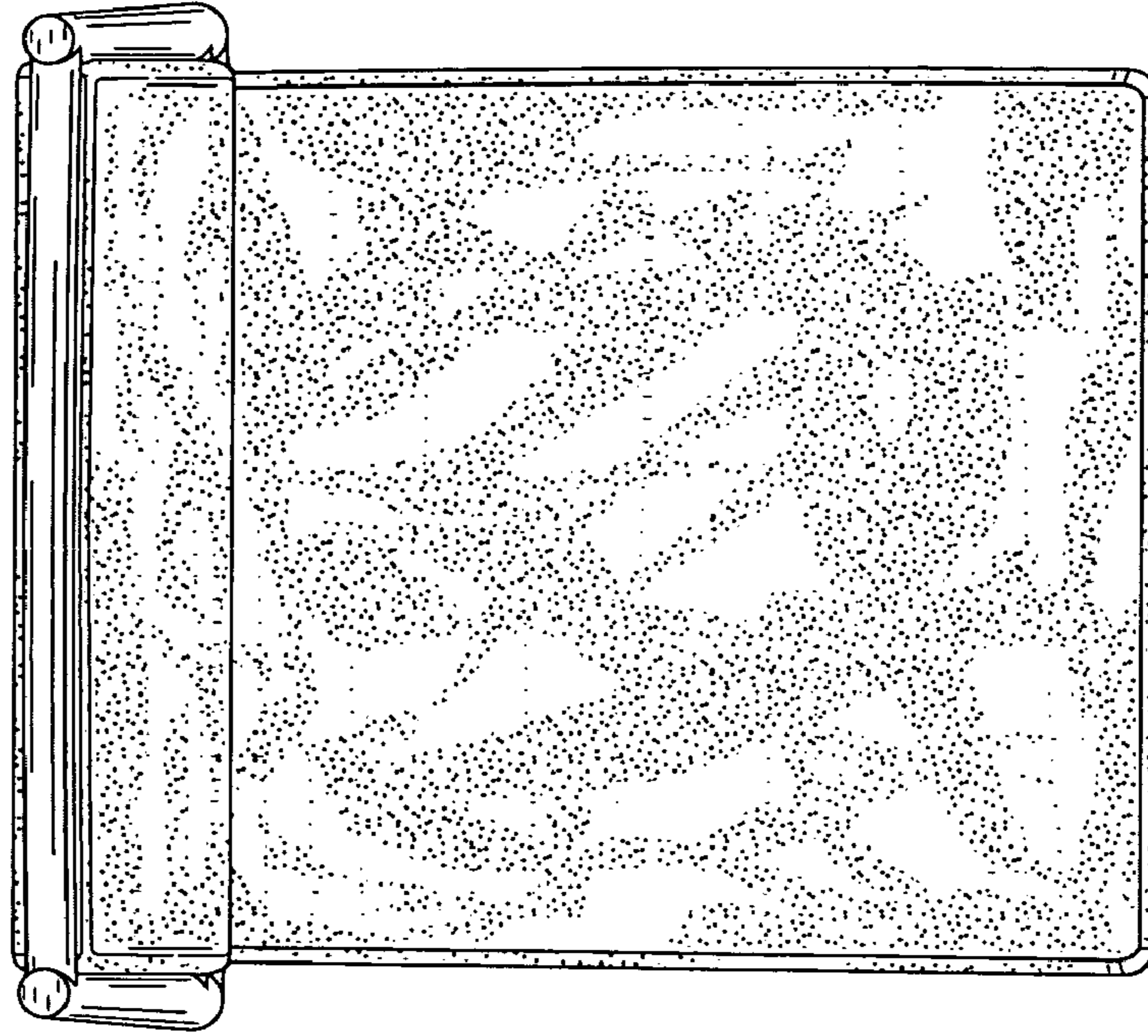


FIG. 5

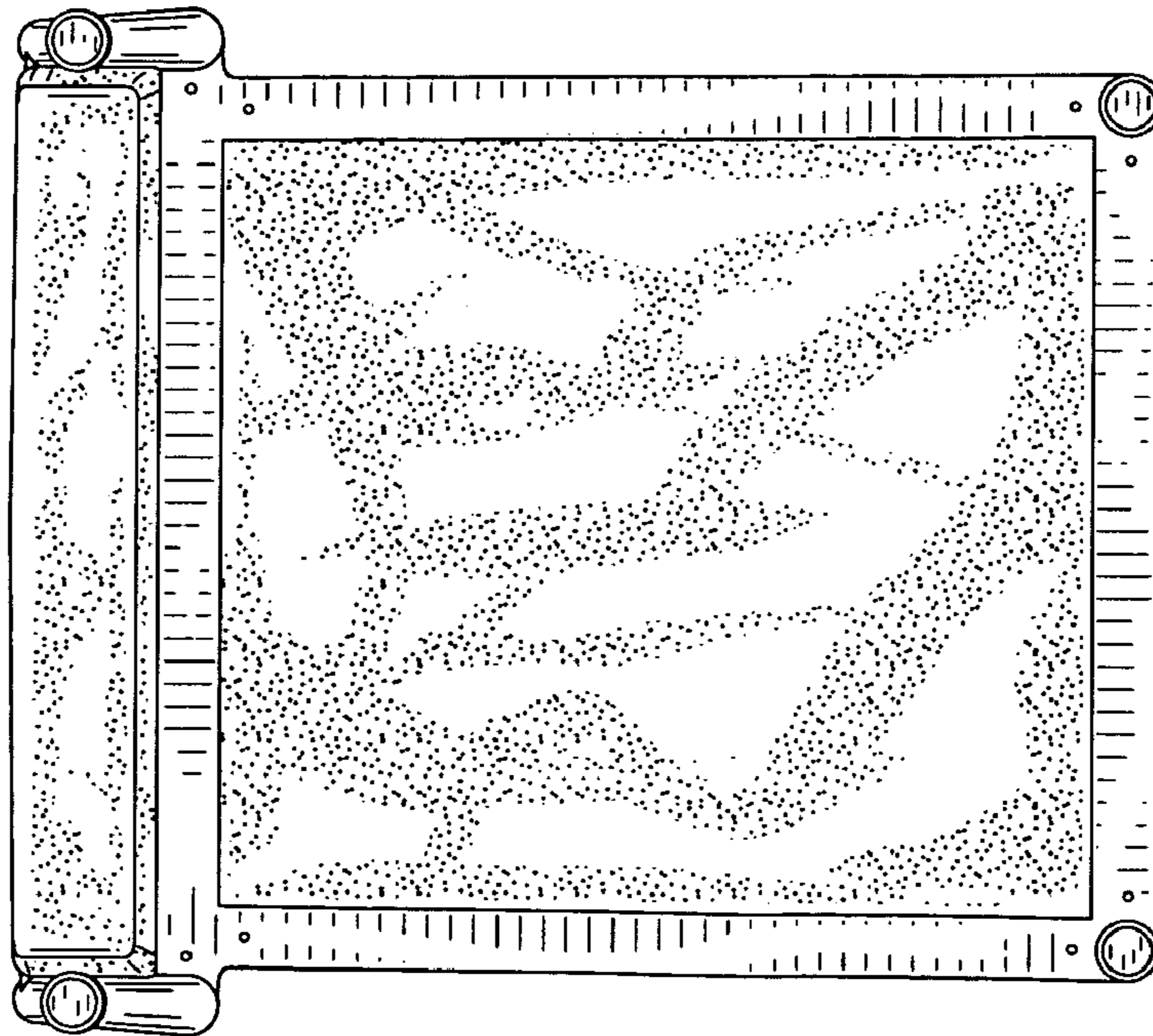


FIG. 6