



US00D607647S

(12) **United States Design Patent**
Gruber

(10) **Patent No.:** **US D607,647 S**
(45) **Date of Patent:** **** *Jan. 12, 2010**

(54) **TOOTH CLEANING DEVICE**

(76) Inventor: **Jack Gruber**, 54 Old Pond Rd., Great Neck, NY (US) 11023

(**) Term: **14 Years**

(21) Appl. No.: **29/328,196**

(22) Filed: **Nov. 20, 2008**

(51) **LOC (9) Cl.** **04-02**

(52) **U.S. Cl.** **D4/104; D4/121**

(58) **Field of Classification Search** D4/104-112,
D4/132, 134, 137, 138, 121; 15/143.1, 167.1,
15/167.2, 176.1, 167.4, 176.5, 176.6; 132/308-311;
601/137-139, 141

See application file for complete search history.

(56) **References Cited**

U.S. PATENT DOCUMENTS

147,410 A 2/1874 La Fonte

(Continued)

FOREIGN PATENT DOCUMENTS

CA 2334841 12/1999

(Continued)

Primary Examiner—Melanie H Tung

Assistant Examiner—Lavone D Tabor

(74) *Attorney, Agent, or Firm*—Collard & Roe, P.C

(57) **CLAIM**

The ornamental design for a tooth cleaning device, as shown and described.

DESCRIPTION

FIG. 1 shows a first end view of the assembled device with that end being the top end according to FIG. 3;

FIG. 2 shows a the opposite end view of the assembled device with that end view being the bottom end according to FIG. 3;

FIG. 3 shows a back face view of the assembled device;

FIG. 4 shows a right-side view of the assembled device according to FIG. 3 with the opposite side being a mirror image;

FIG. 5 shows a front face view of the assembled device;

FIG. 6 shows a back perspective view of the assembled device;

FIG. 7 shows a front perspective view of the assembled device;

FIG. 8 shows a front perspective view of the head for the assembled device of FIG. 1;

FIG. 9 shows an opposite front perspective view of the head with respect to FIG. 9;

FIG. 10 shows a back perspective view of the head for the assembled device;

FIG. 11 shows an opposite back perspective view of the head;

FIG. 12 shows a back face view of the head;

FIG. 13 shows a right-side view of the head according to FIG. 12;

FIG. 14 shows a front face view of the head;

FIG. 15 shows a first end view that end being the bottom top end according to FIG. 12;

FIG. 16 shows an opposite end view that being the top end according to FIG. 12;

FIG. 17 shows a side view of the handle of the assembled device shown in FIG. 4;

FIG. 18 shows a back face view of the handle;

FIG. 19 shows a first end view of the handle which is the top end according to FIG. 17;

FIG. 20 shows an opposite end view of the handle which is bottom end view according to FIG. 17;

FIG. 21 shows a front face view of the handle which is opposite the back face shown in FIG. 18;

FIG. 22 shows a back perspective view of the handle;

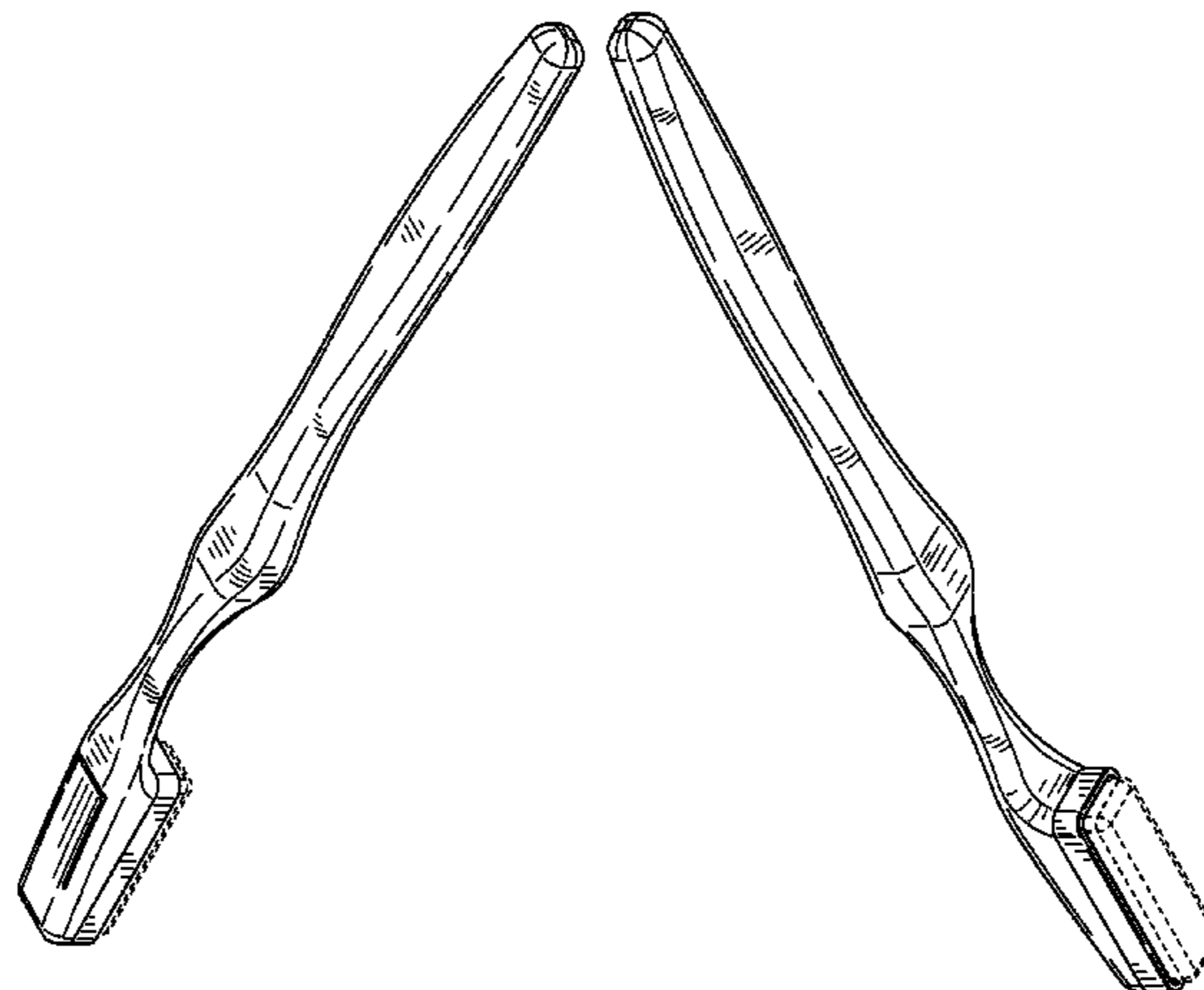
FIG. 23 shows a first front perspective view of the handle; and,

FIG. 24 is a second front perspective view of the handle.

The enlarged head component in FIGS. 8-16 and the handle component in FIGS. 17-24 are shown separately for clarity of illustration only.

The broken line showing of the cleaning means forms no part of the claimed design.

1 Claim, 8 Drawing Sheets



US D607,647 S

Page 2

U.S. PATENT DOCUMENTS

323,305	A	7/1885	Evans	
388,253	A	8/1888	Bowers	
877,585	A	1/1908	Nicolai	
1,073,155	A	9/1913	Miller	
1,270,536	A	6/1918	Maher	
1,364,996	A *	1/1921	Jordan	15/176.5
1,673,638	A	6/1928	Peterson	
1,800,993	A	4/1931	Funk	
1,801,915	A	4/1931	Gray	
1,908,510	A	5/1933	Dodson	
1,924,337	A	8/1933	Troupa	
1,968,303	A	7/1934	McMath	
1,987,390	A	1/1935	Davis	
D118,268	S *	12/1939	Salit	D4/104
2,217,439	A	10/1940	Fuller	
2,225,331	A	12/1940	Campbell	
2,476,201	A	7/1949	Ligoure	
2,517,045	A	8/1950	Soule	
2,600,136	A	6/1952	Staunt	
2,618,003	A	11/1952	Robey	
2,668,973	A	2/1954	Glaza et al.	
2,719,315	A	10/1955	Sheehan	
2,736,917	A	3/1956	Goldstein et al.	
2,877,483	A	3/1959	Alvistur	
3,174,174	A	3/1965	Dengler	
3,267,512	A	8/1966	Wiley	
3,321,796	A	5/1967	Lelicoff	
3,332,103	A	7/1967	Case	
3,337,893	A	8/1967	Fine et al.	
3,458,268	A	7/1969	Wozab et al.	
3,467,979	A	9/1969	Bohlmann	
3,491,396	A	1/1970	Eannarino et al.	

4,083,078	A	4/1978	Shimizu	
4,128,910	A	12/1978	Nakata et al.	
4,195,625	A	4/1980	Bukowski	
D259,976	S *	7/1981	Seelig	D4/104
4,319,379	A	3/1982	Carrigan et al.	
4,411,041	A	10/1983	Braga	
4,543,679	A	10/1985	Rosofsky et al.	
4,890,349	A	1/1990	Nitzsche	
D319,735	S *	9/1991	Hodosh et al.	D4/104
5,158,383	A	10/1992	Glover et al.	
5,224,234	A	7/1993	Arsenault et al.	
5,247,718	A	9/1993	Victorian	
5,273,425	A	12/1993	Hoagland	
5,396,679	A	3/1995	Brown et al.	
5,471,701	A	12/1995	Parfenie	
5,499,422	A	3/1996	Lavazoli	
5,511,276	A	4/1996	Lee	
5,555,590	A	9/1996	Blum et al.	
D388,253	S	12/1997	Ra	
5,737,792	A	4/1998	Quigless	
5,774,925	A	7/1998	Pryor, III	
D402,472	S *	12/1998	Chen	D4/104
5,864,915	A	2/1999	Ra	
6,067,684	A	5/2000	Kweon	
6,205,611	B1	3/2001	Vigil	
6,408,473	B1	6/2002	Kessler	
D490,247	S *	5/2004	Nanda	D4/104
6,957,467	B2	10/2005	Cabedo-Deslierres et al.	

FOREIGN PATENT DOCUMENTS

DE 3621815 A1 * 1/1988

* cited by examiner

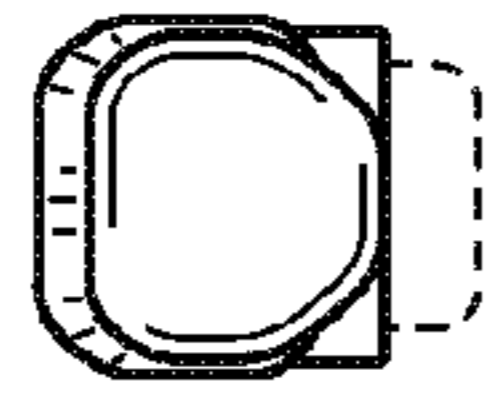


FIG. 1



FIG. 2

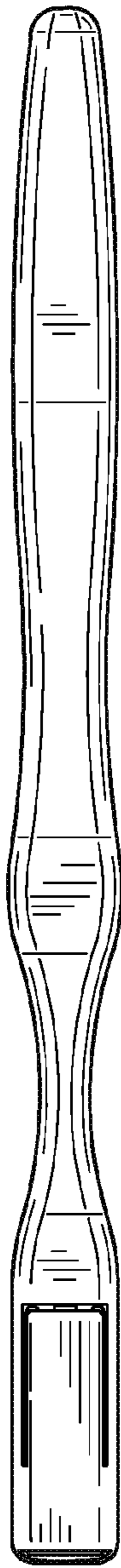


FIG. 3

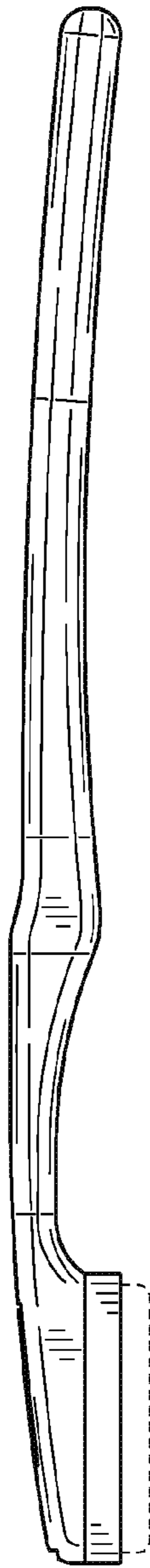


FIG. 4



FIG. 5

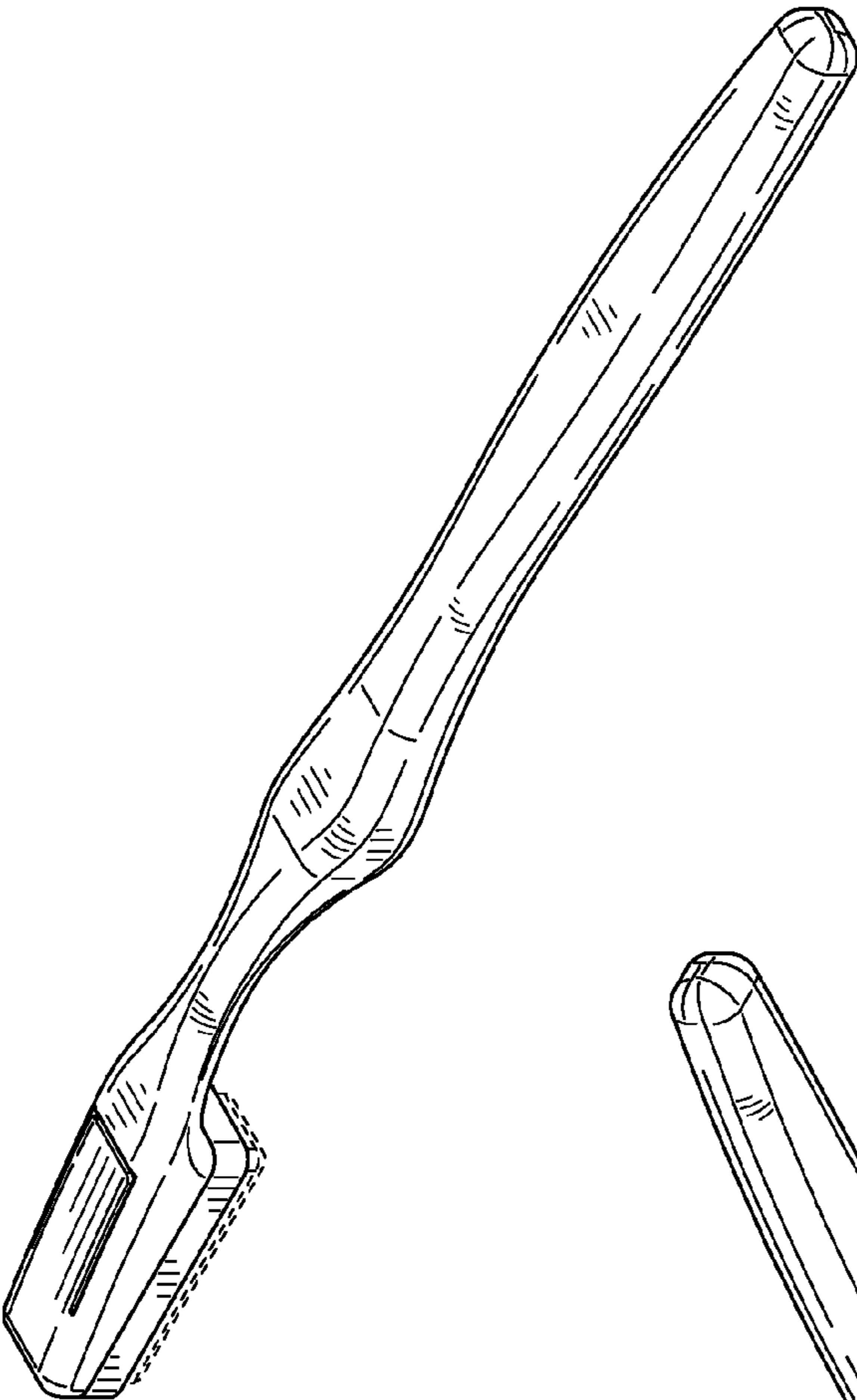


FIG. 6

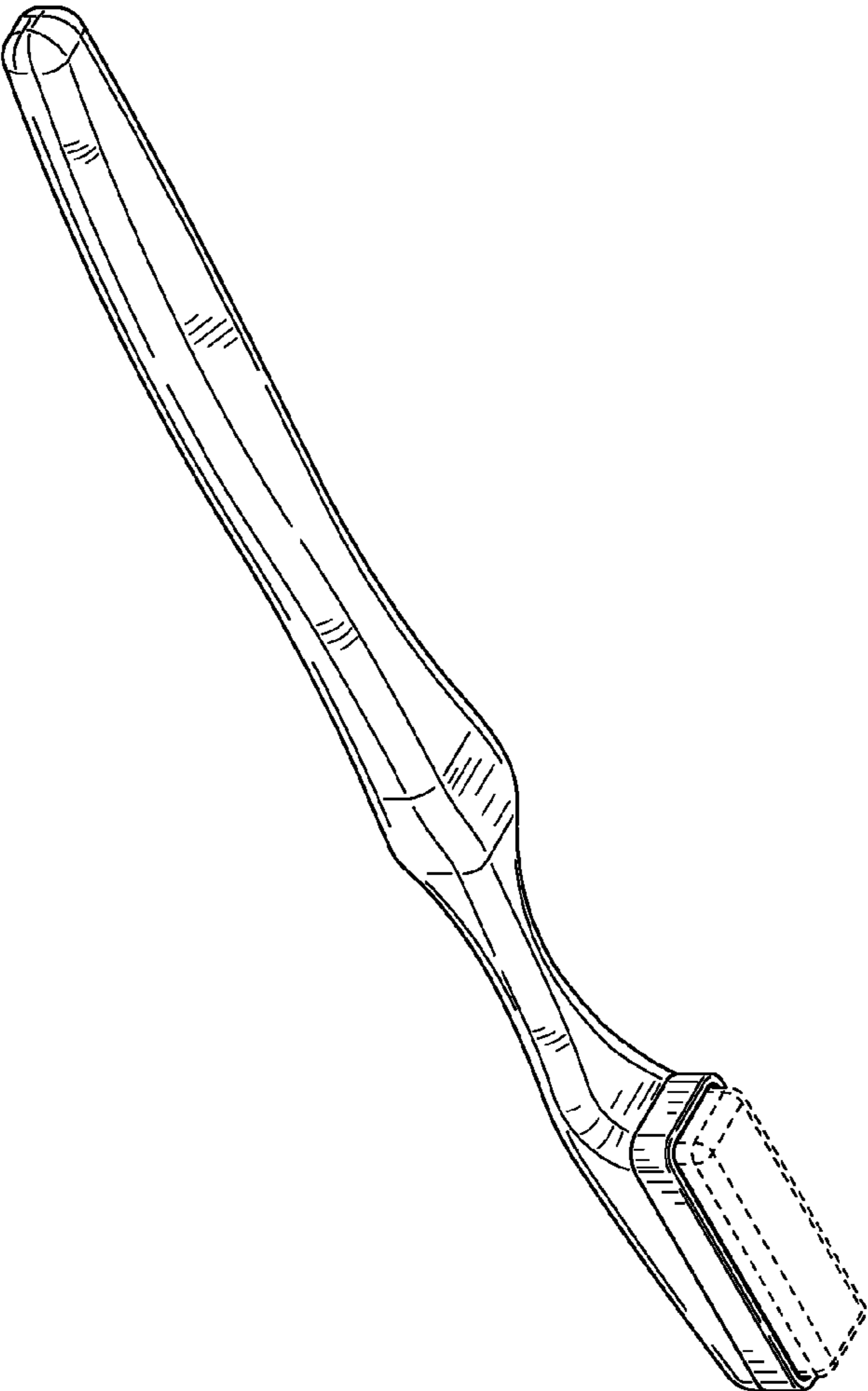


FIG. 7

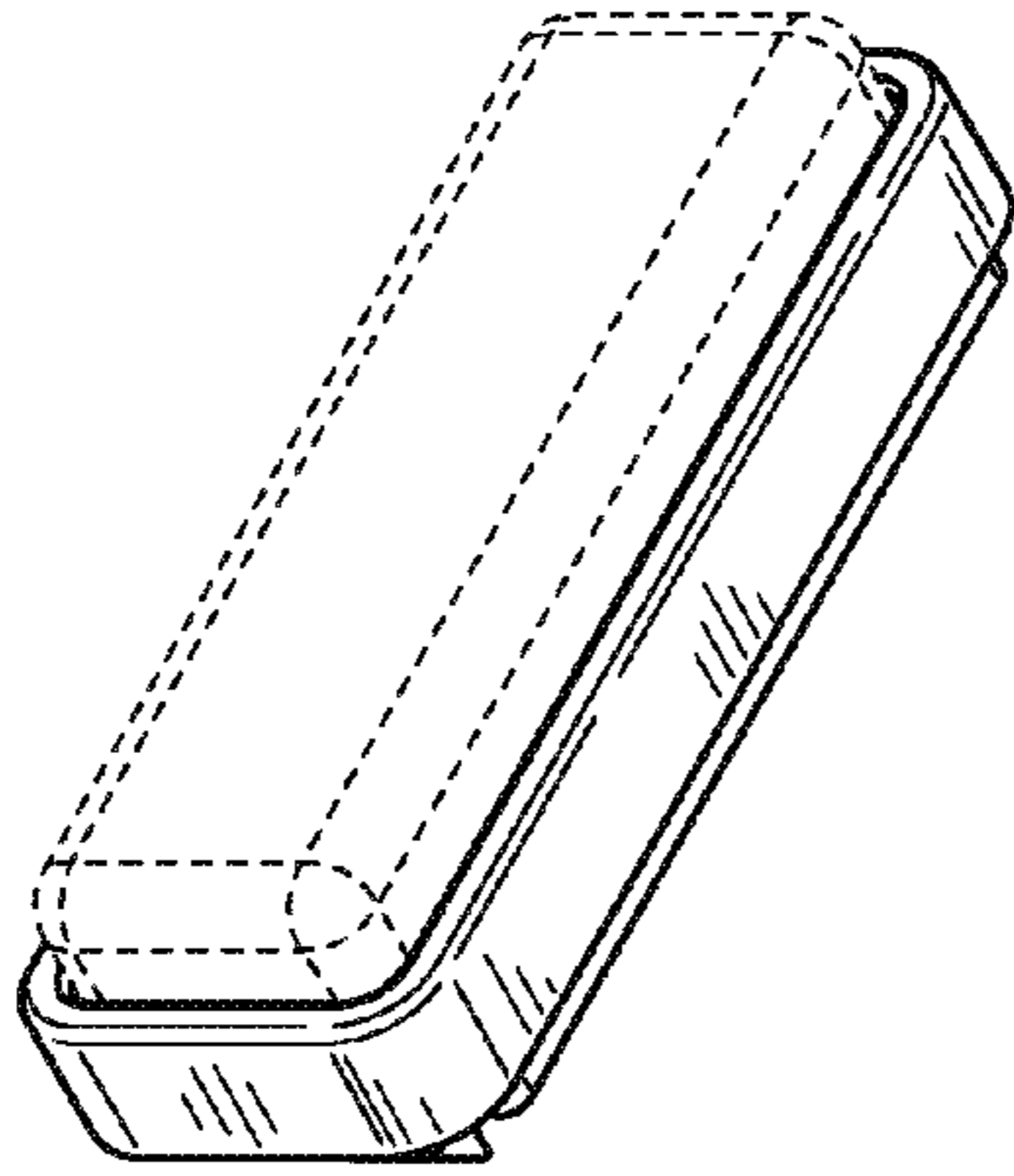


FIG. 8

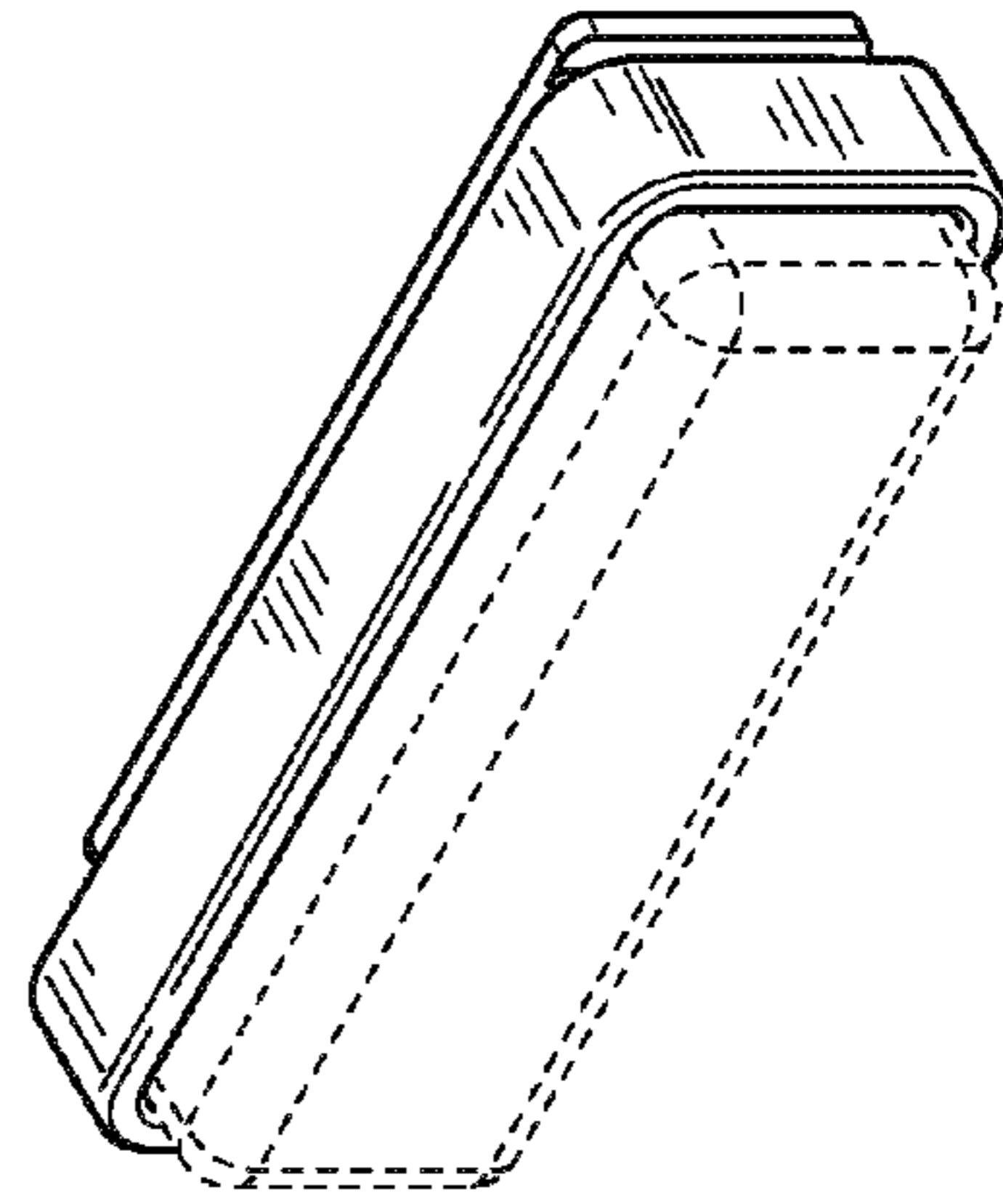


FIG. 9

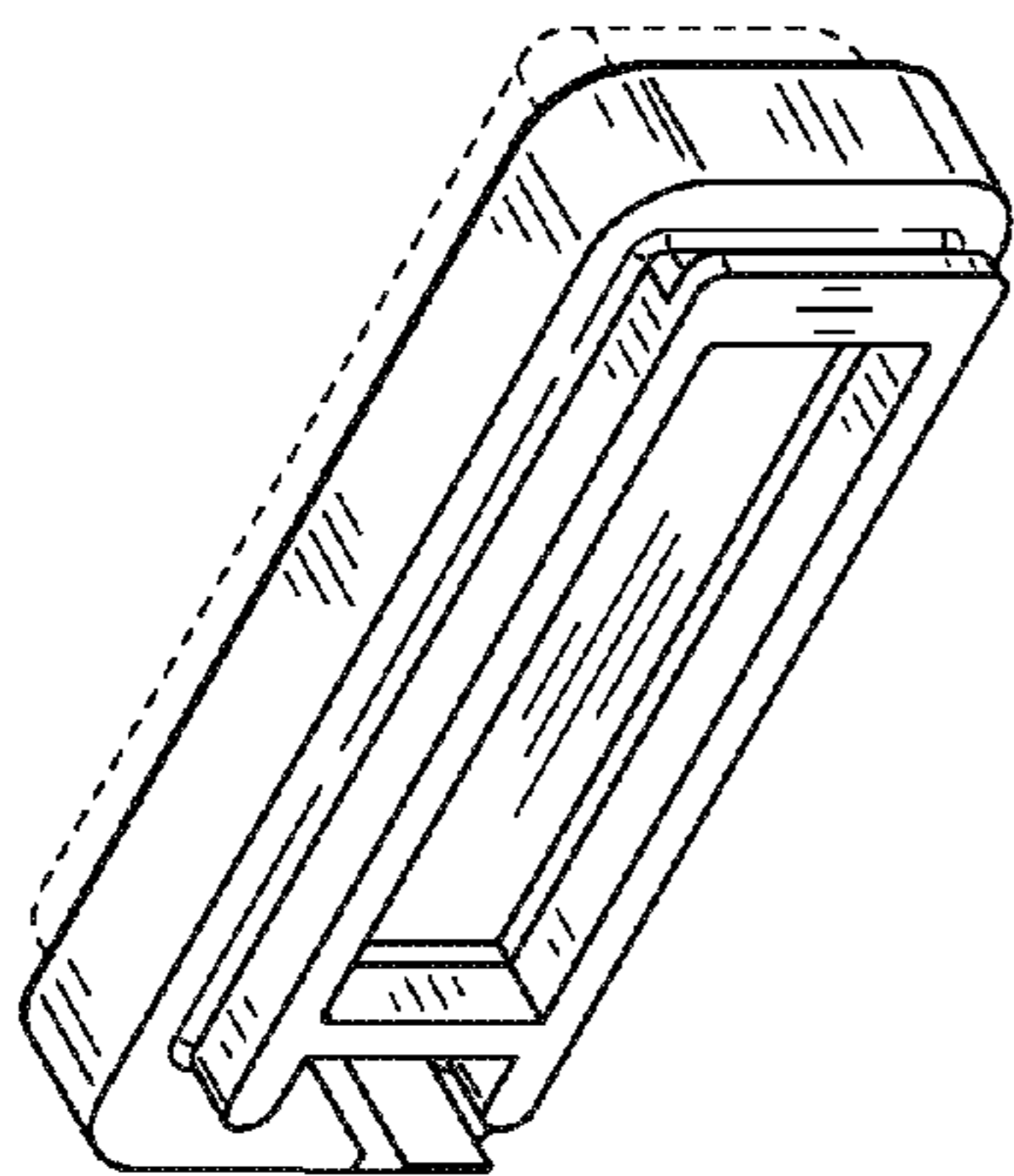


FIG. 10

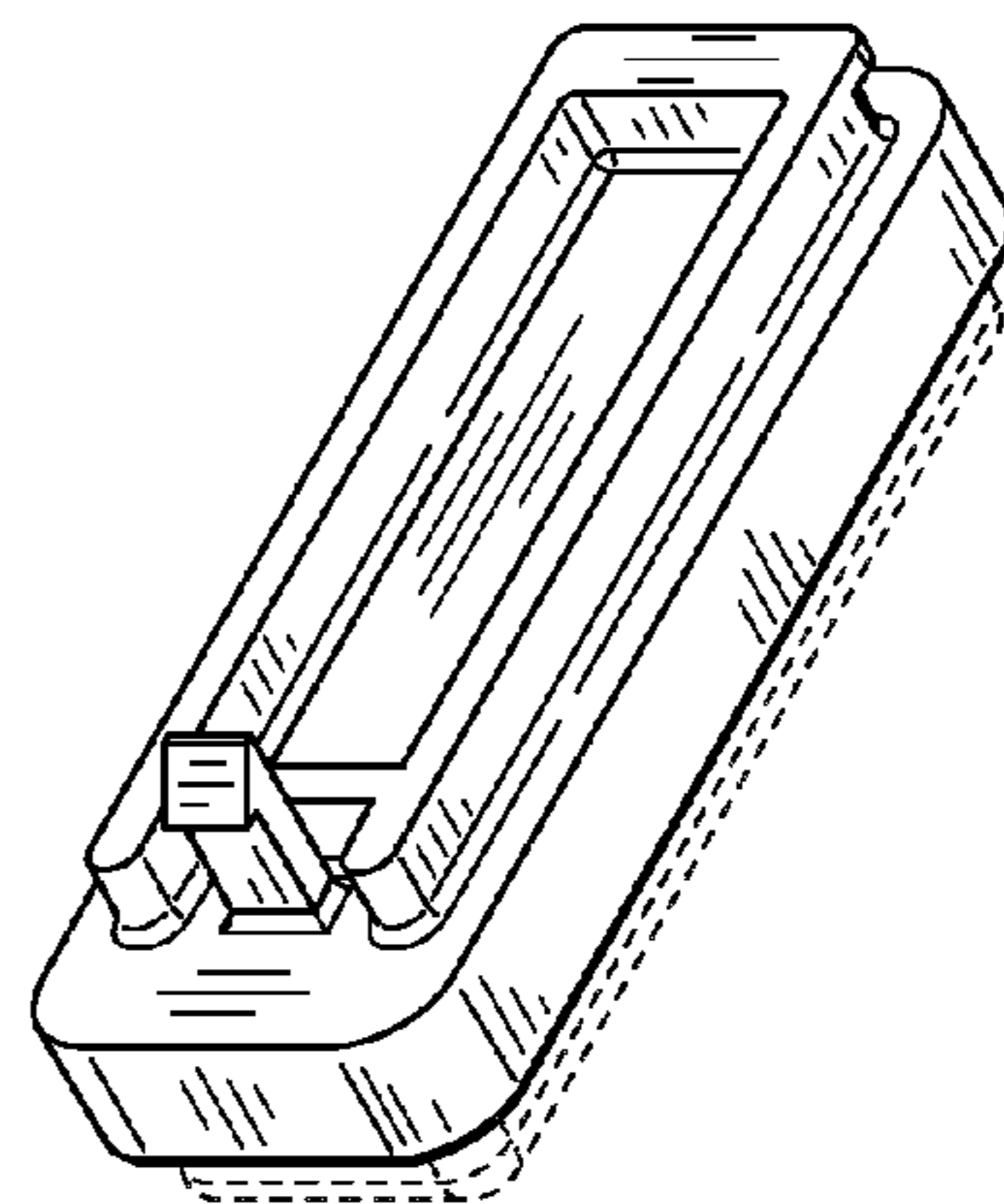


FIG. 11

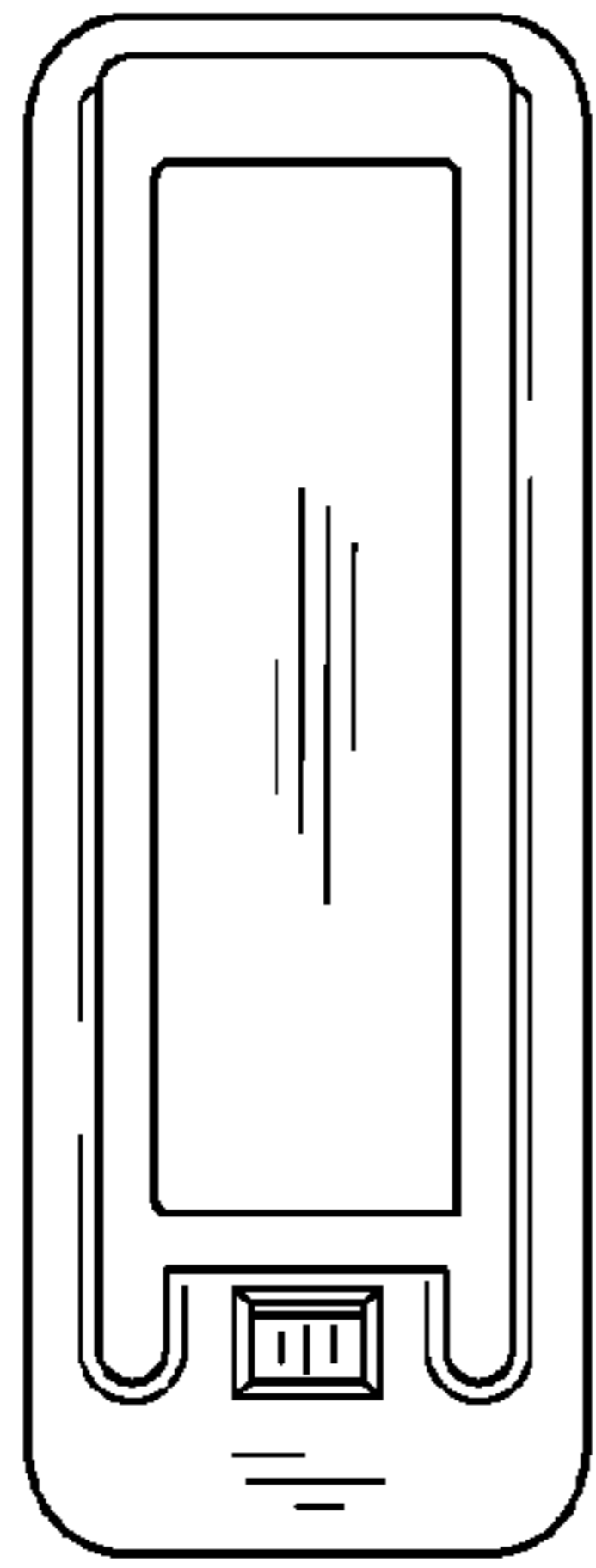


FIG. 12




FIG. 13




FIG. 14

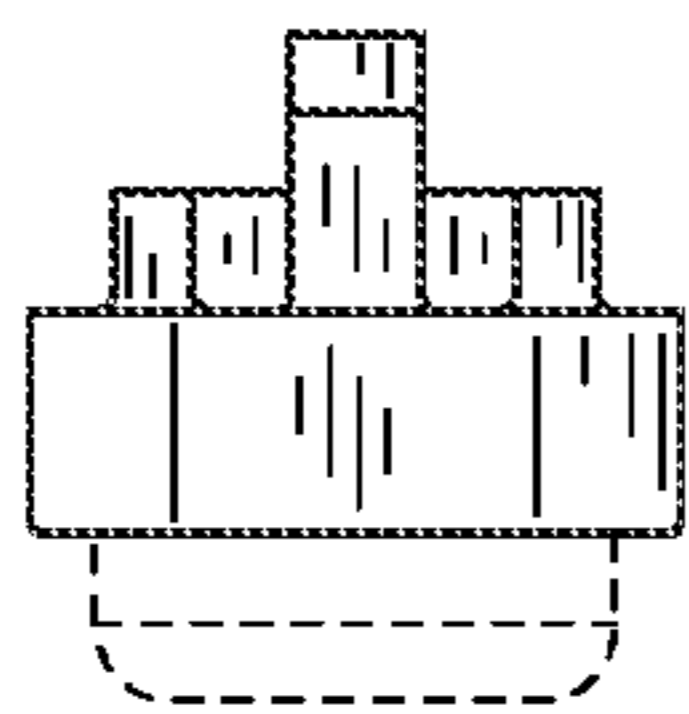


FIG. 15

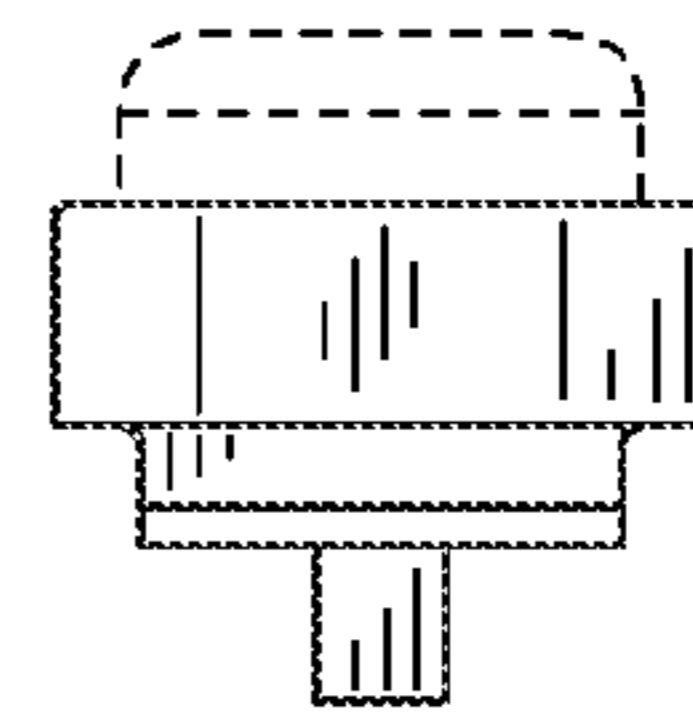


FIG. 16

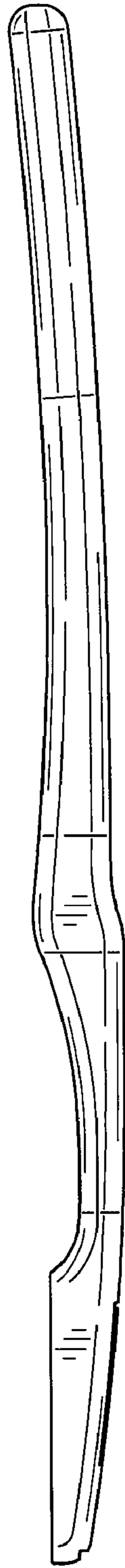


FIG. 17

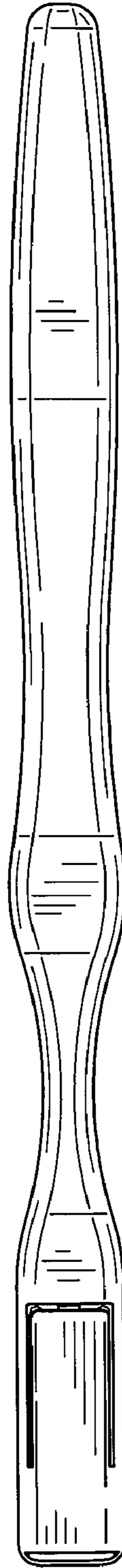


FIG. 18

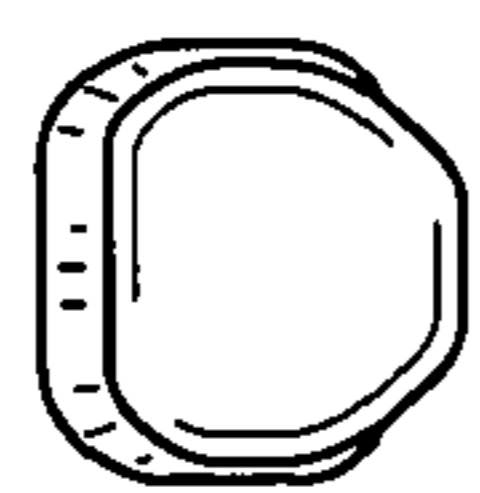


FIG. 19

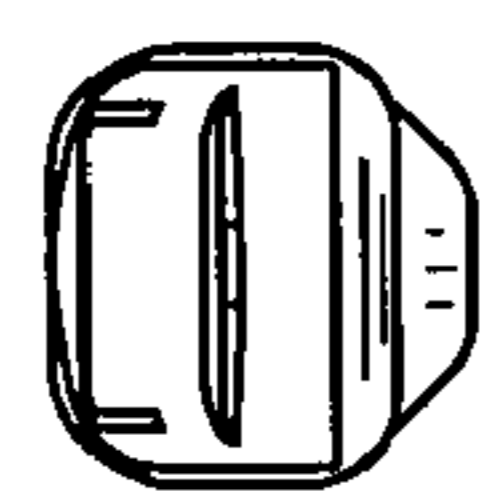


FIG. 20

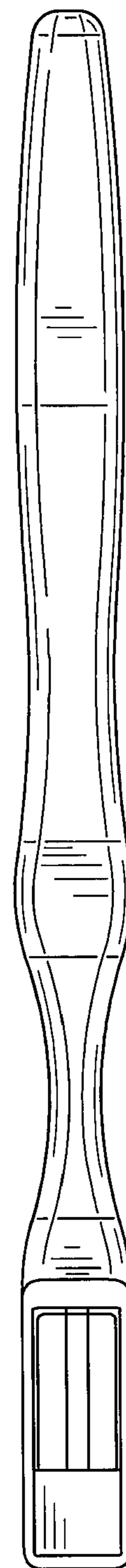


FIG. 21

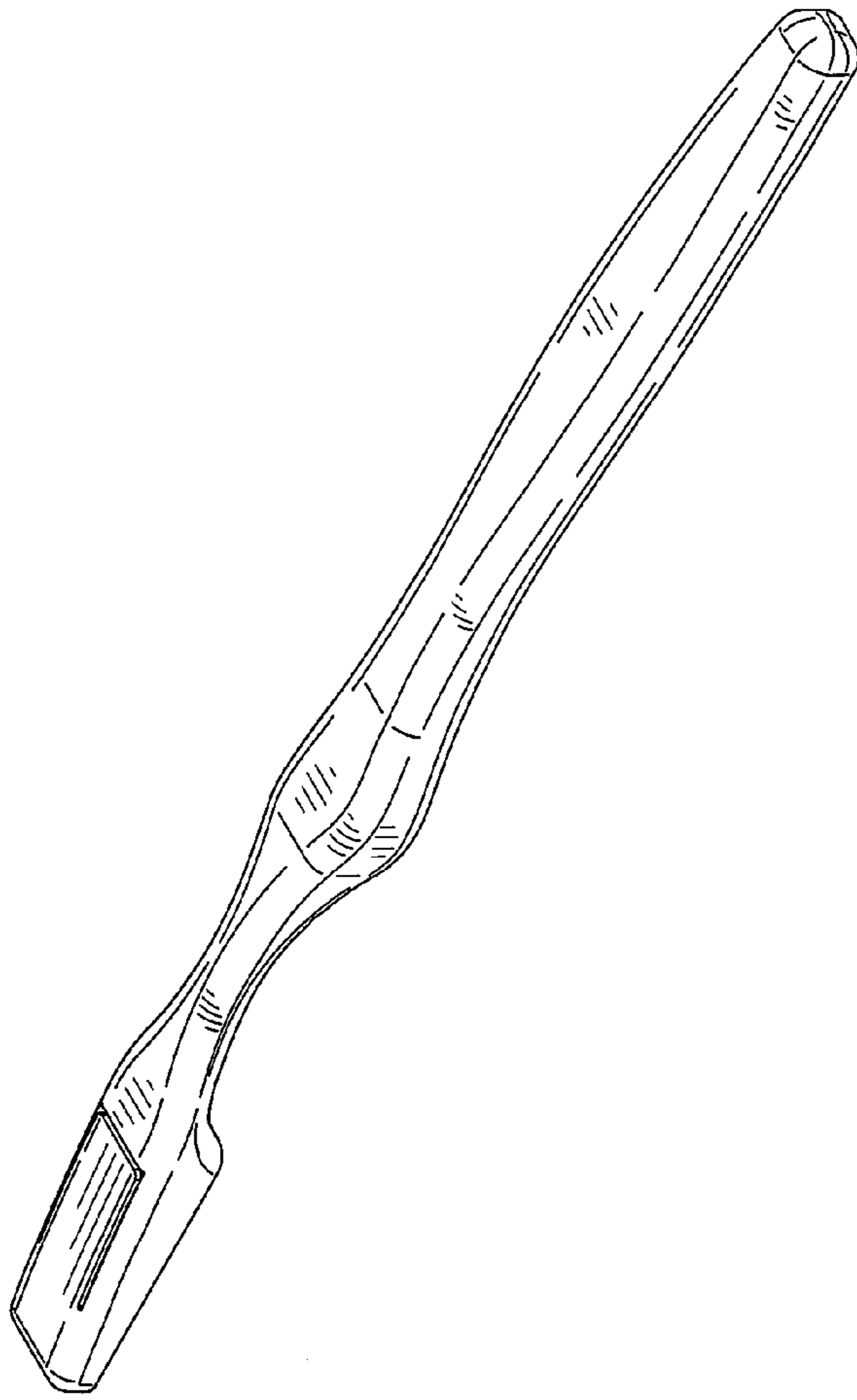


FIG. 22

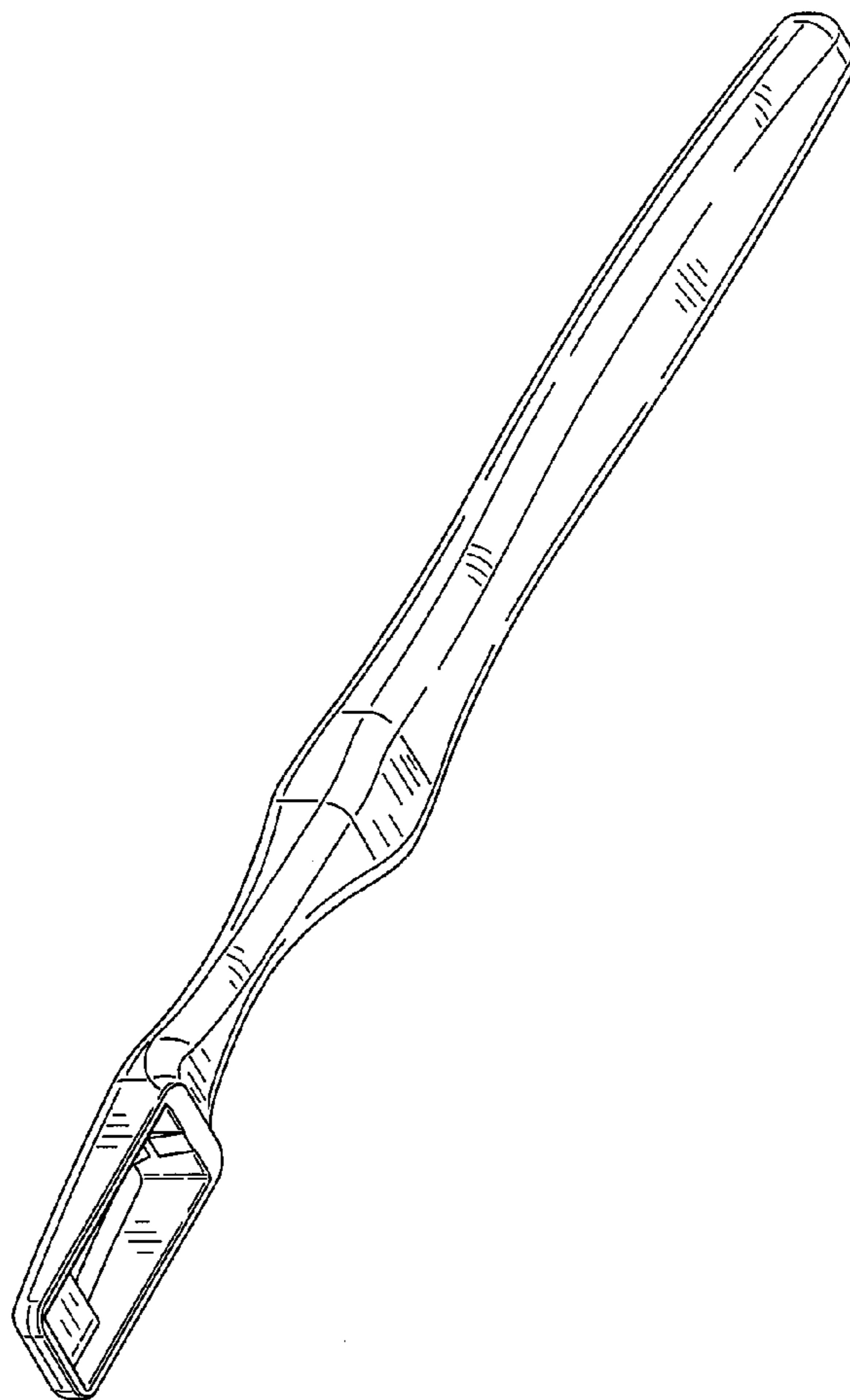


FIG. 23

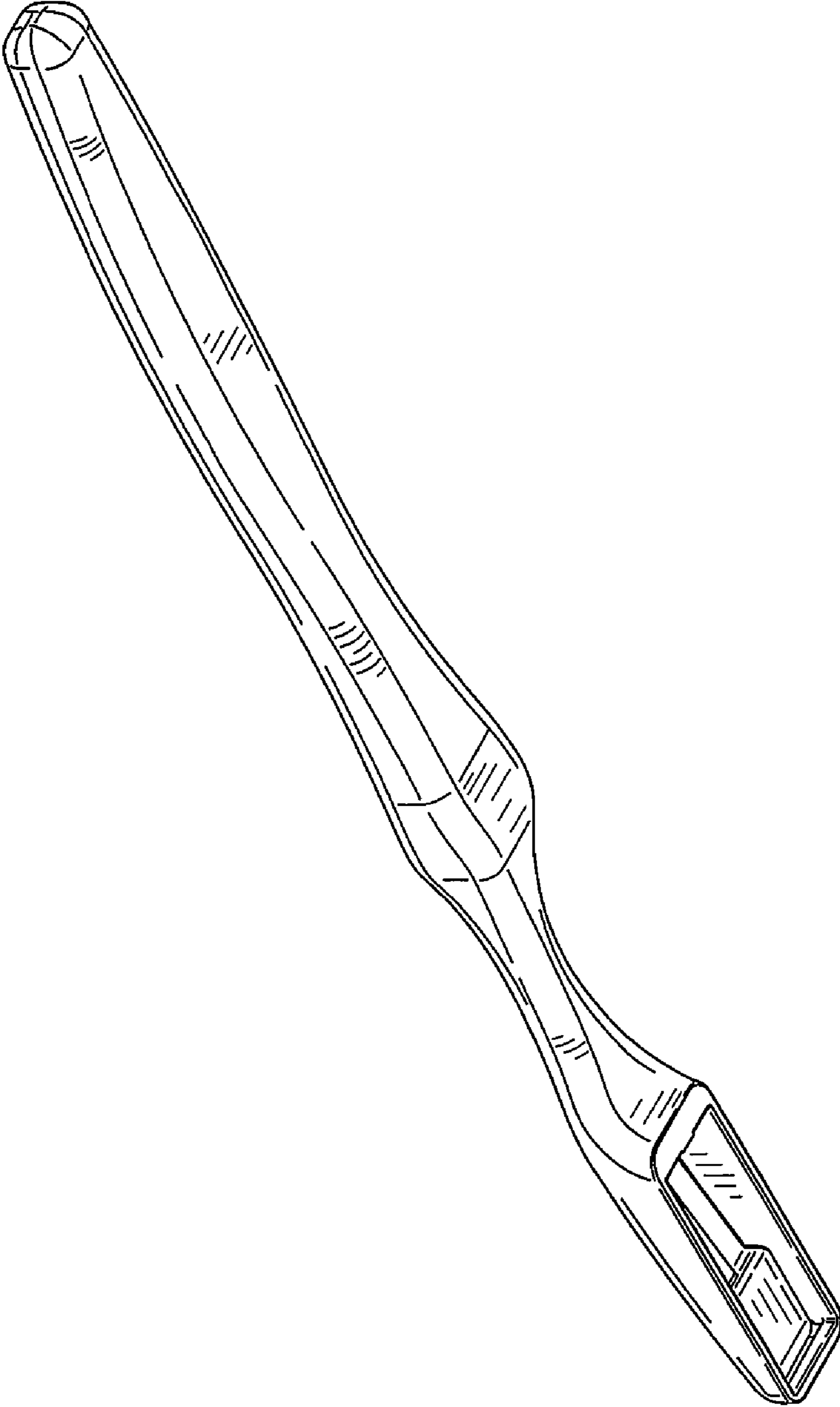


FIG. 24