



US00D607646S

(12) **United States Design Patent**
Ino

(10) **Patent No.:** **US D607,646 S**
(45) **Date of Patent:** **** Jan. 12, 2010**

(54) **ELECTRIC TOOTHBRUSH**

(75) Inventor: **Tomoaki Ino**, Yokohama (JP)

(73) Assignee: **Panasonic Electric Works Co., Ltd.**,
Osaka (JP)

(**) Term: **14 Years**

(21) Appl. No.: **29/337,555**

(22) Filed: **May 26, 2009**

(30) **Foreign Application Priority Data**

Dec. 1, 2008 (JP) 2008-030781

(51) **LOC (9) Cl.** **28-03**

(52) **U.S. Cl.** **D4/101**

(58) **Field of Classification Search** D4/100,
D4/101, 104-112, 132-134, 138; 15/143.1,
15/145, 167.1, 167.2, 176.1; 132/308, 309,
132/311; D8/61; D24/111, 200, 214, 215;
81/57.11, 57.31, 57.42; 173/170, 217

See application file for complete search history.

(56) **References Cited**

U.S. PATENT DOCUMENTS

D203,928 S * 3/1966 Terrell D4/101
D489,183 S * 5/2004 Akahori et al. D4/101
D532,974 S * 12/2006 Zhuan D4/101
D547,951 S * 8/2007 Ullmann et al. D4/101

FOREIGN PATENT DOCUMENTS

JP 2007-020589 2/2007
KR 30-0331730 S * 8/2003

KR 30-0393084 S * 9/2005
KR 30-0469032 S * 11/2007
KR 30-0478693 S * 2/2008

* cited by examiner

Primary Examiner—Freda S Nunn

Assistant Examiner—Lavone D Tabor

(74) *Attorney, Agent, or Firm*—J.C. Patents

(57) **CLAIM**

The ornamental design for an electric toothbrush, as shown and described.

DESCRIPTION

FIG. 1 is a perspective view of an electric toothbrush showing my new design.

FIG. 2 is a front view thereof.

FIG. 3 is a rear view thereof.

FIG. 4 is a left side view thereof.

FIG. 5 is a right side view thereof.

FIG. 6 is a top view thereof.

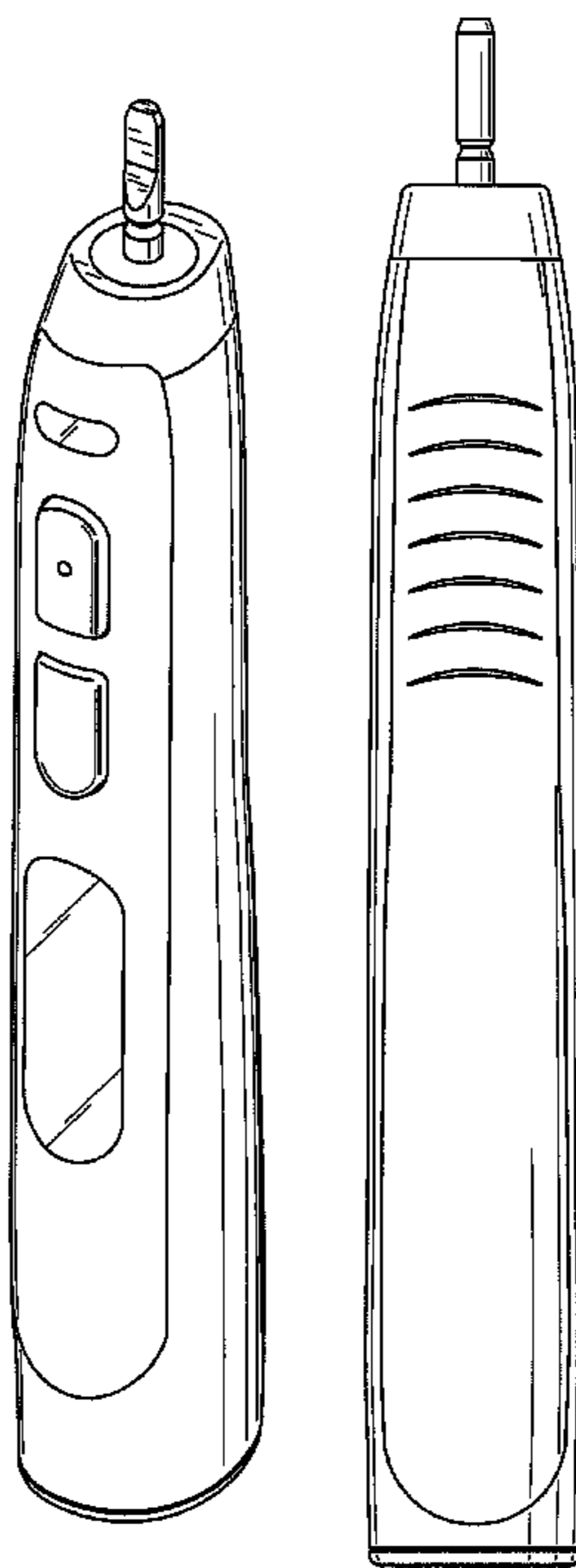
FIG. 7 is a bottom view thereof.

FIG. 8 is a sectional view taken along line 8—8 in FIG. 2 with the internal parts omitted; and,

FIG. 9 is a reduced perspective view thereof with a brush attached.

The portions shown in double cross-hatched lines in FIG. 8 are transparent. The broken lines shown in FIG. 9 are for illustrative purposes only and form no part of the claimed design.

1 Claim, 6 Drawing Sheets



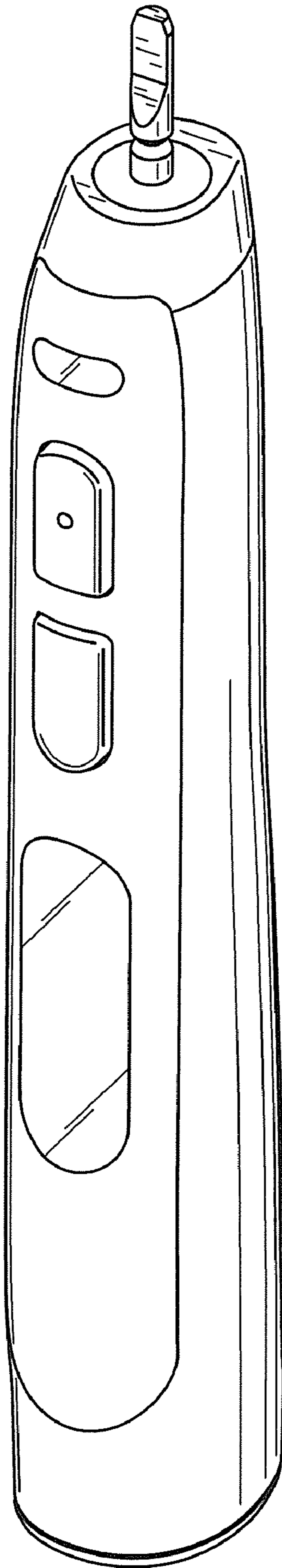
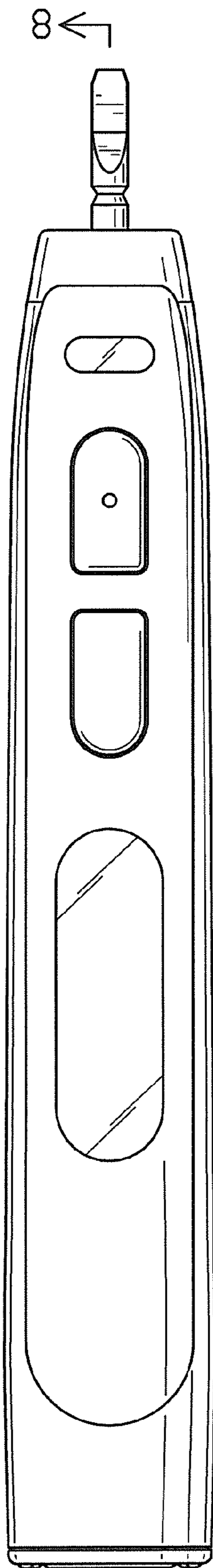



FIG. 1



8 ←
FIG. 2



8 ←
FIG. 3



FIG. 4

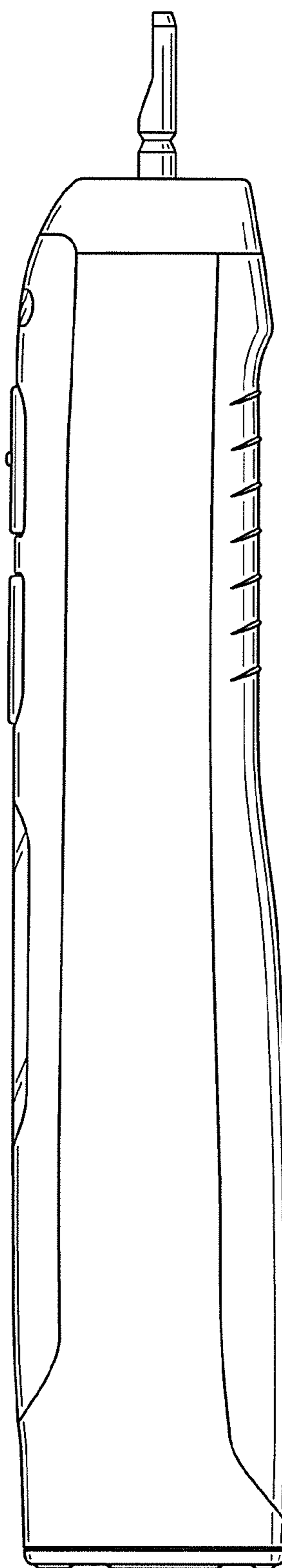


FIG. 5

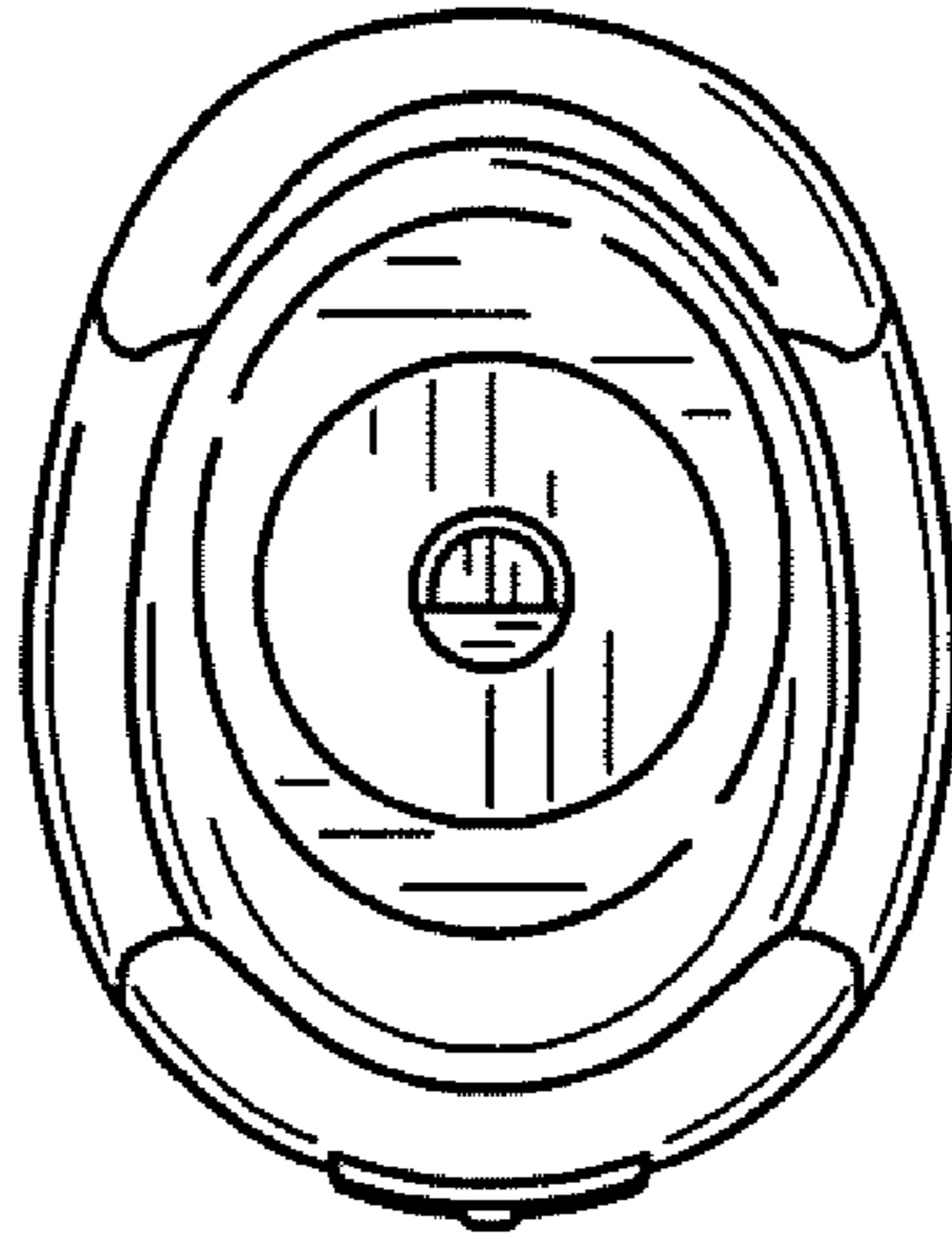


FIG. 6

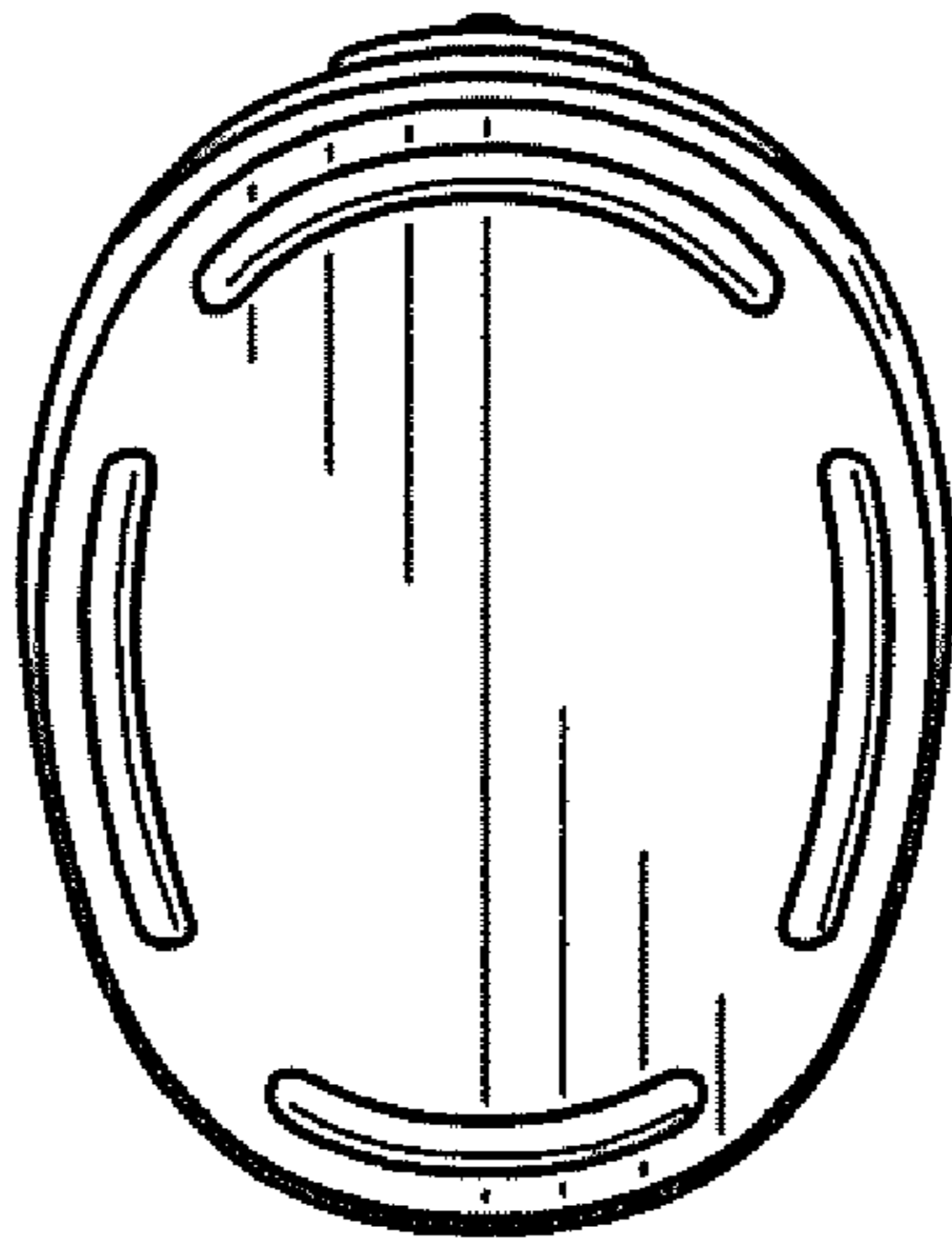


FIG. 7




FIG. 8

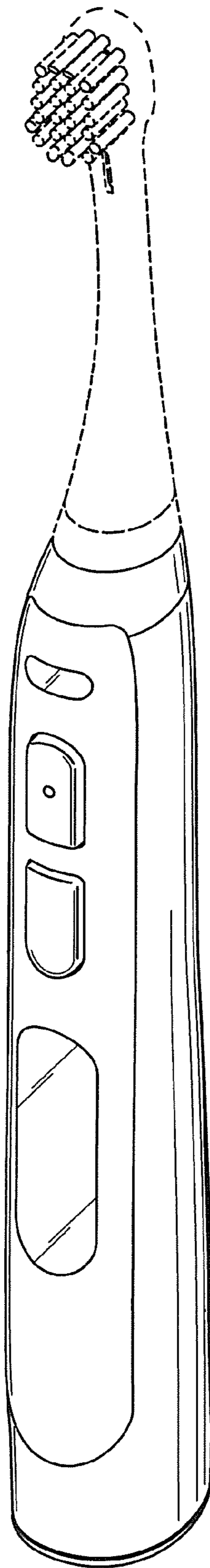


FIG. 9