



US00D607639S

(12) **United States Design Patent**
Carella

(10) **Patent No.:** **US D607,639 S**
(45) **Date of Patent:** **** Jan. 12, 2010**

(54) **HANDBAG**

(75) Inventor: **Mauro Maria Orietti Carella**, Milan (IT)

(73) Assignee: **Zagliani S.R.L. DAL 1947**, Milan (IT)

(**) Term: **14 Years**

(21) Appl. No.: **29/335,669**

(22) Filed: **Apr. 20, 2009**

(51) **LOC (9) Cl.** **03-01**

(52) **U.S. Cl.** **D3/243**

(58) **Field of Classification Search** D3/232–233,
D3/240–245, 318, 324; 150/100, 103–104,
150/106–110, 113–114, 118–119
See application file for complete search history.

(56) **References Cited**

U.S. PATENT DOCUMENTS

D157,266 S * 2/1950 Kiernan D3/243
D375,625 S * 11/1996 Kieselstein-Cord D3/233
D522,237 S * 6/2006 Stulman D3/241
D533,997 S * 12/2006 Jacobs D3/246

D551,859 S * 10/2007 Maier D3/246
D560,910 S * 2/2008 Gerbi D3/246
D579,655 S * 11/2008 Gonzalez D3/232

* cited by examiner

Primary Examiner—Holly H Baynham

(74) *Attorney, Agent, or Firm*—Gottlieb, Rackman & Reisman, P.C.

(57) **CLAIM**

The ornamental design for a handbag, as shown and described.

DESCRIPTION

FIG. 1 is a front view thereof;

FIG. 2 is a rear view thereof;


FIG. 3 is a top plan view thereof;

FIG. 4 is a side elevational view thereof, where the left and right sides of the design are mirror images of each other; and,

FIG. 5 is a bottom plan view thereof.

The broken lines shown in the drawings represent stitching and are part of the claimed design.

1 Claim, 5 Drawing Sheets






FIG. 1




FIG. 2

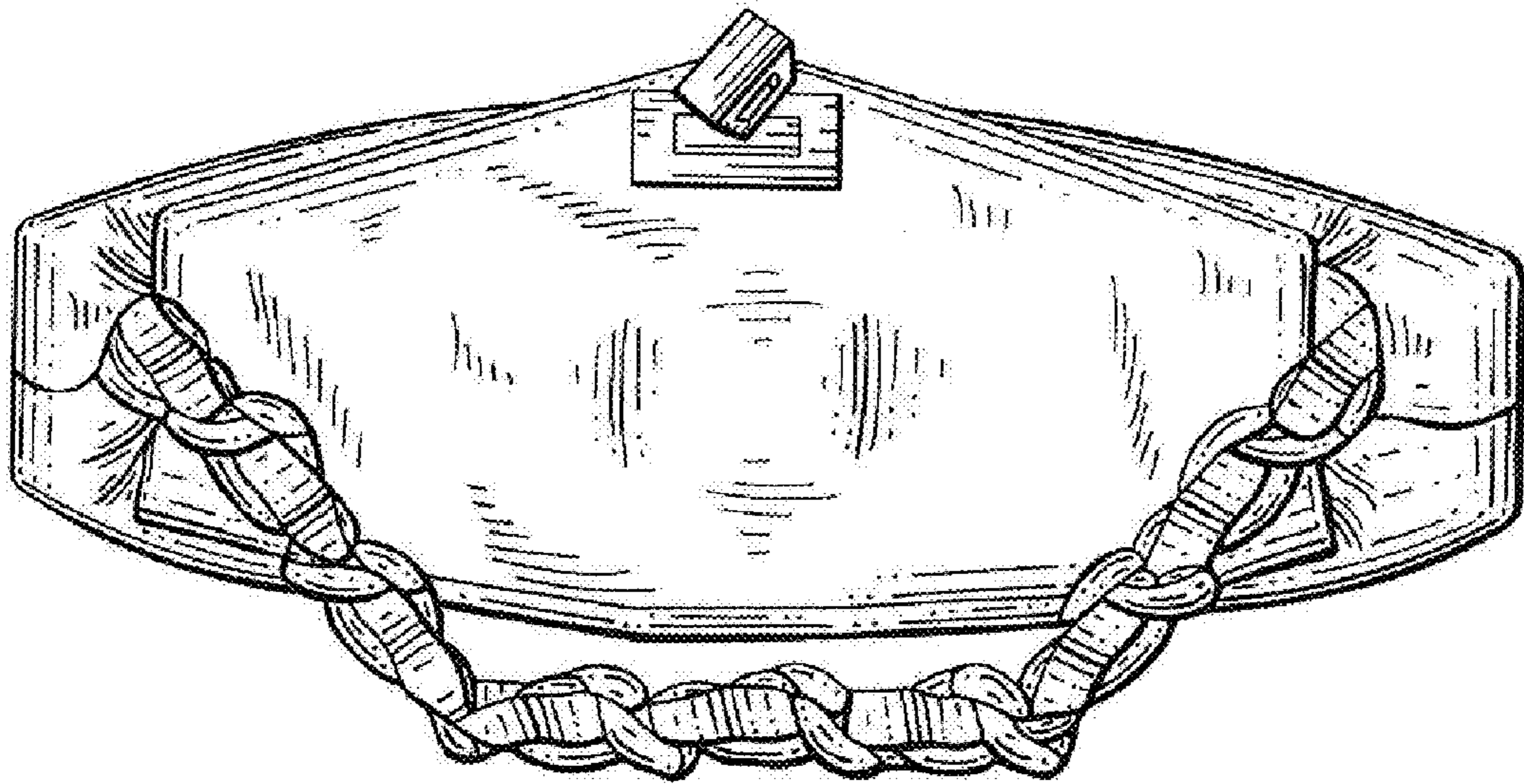


FIG. 3



FIG. 4

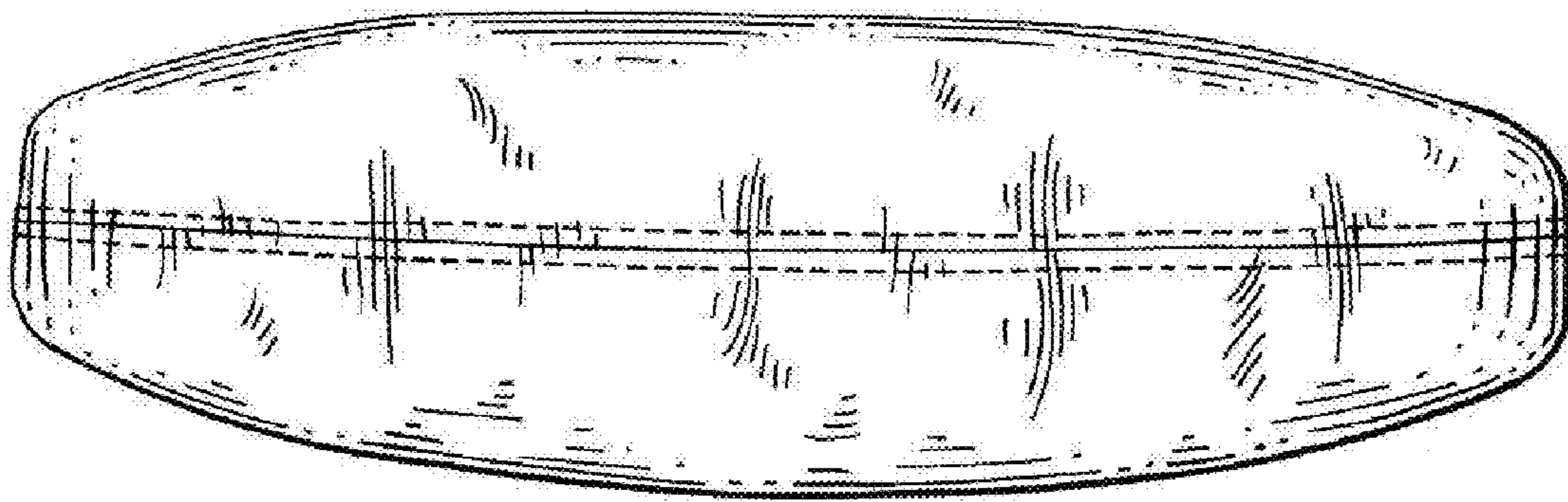


FIG. 5