



US00D607635S

(12) **United States Design Patent**  
**Lane, III et al.**

(10) **Patent No.:** **US D607,635 S**  
(45) **Date of Patent:** **\*\* Jan. 12, 2010**

- (54) **OUTSOLE FOR A GOLF SHOE**
- (75) Inventors: **John F. Lane, III**, Weymouth, MA (US);  
**Douglas K. Robinson, Jr.**, Mansfield,  
MA (US); **James M. Feeney**, Marion,  
MA (US); **John J. Erickson**, Brockton,  
MA (US); **Richard A. Mochen**, Milton,  
MA (US)
- (73) Assignee: **Acushnet Company**, Fairhaven, MA  
(US)
- (\*\*) Term: **14 Years**
- (21) Appl. No.: **29/340,090**
- (22) Filed: **Jul. 14, 2009**
- (51) **LOC (9) Cl.** ..... **02-04**
- (52) **U.S. Cl.** ..... **D2/953; D2/951; D2/959**
- (58) **Field of Classification Search** ..... D2/897,  
D2/898, 899, 902, 947-96; 36/3 B, 22 R,  
36/24.5, 25 R, 59 C, 103  
See application file for complete search history.

(56) **References Cited**

**U.S. PATENT DOCUMENTS**

D400,346 S *	11/1998	Singer	.....	D2/959
D403,147 S *	12/1998	Erickson	.....	D2/962
D406,938 S *	3/1999	Lin	.....	D2/954
6,161,315 A *	12/2000	Dalton	.....	36/134
D455,543 S *	4/2002	Feeney et al.	.....	D2/953
D468,515 S *	1/2003	Lane et al.	.....	D2/951
D483,175 S *	12/2003	Robinson et al.	.....	D2/954
D487,332 S *	3/2004	Robinson et al.	.....	D2/957
6,802,139 B2 *	10/2004	Pitts et al.	.....	36/51
D507,400 S *	7/2005	Robinson et al.	.....	D2/959
D509,948 S *	9/2005	Robinson et al.	.....	D2/953
D510,796 S *	10/2005	Erickson et al.	.....	D2/954
7,040,043 B2 *	5/2006	McMullin	.....	36/127
D527,876 S *	9/2006	Robinson et al.	.....	D2/953
D527,877 S *	9/2006	Robinson et al.	.....	D2/954
D533,335 S *	12/2006	Robinson et al.	.....	D2/959
D539,515 S *	4/2007	Robinson et al.	.....	D23/951

D539,519 S *	4/2007	Mochen	.....	D2/969
D540,012 S *	4/2007	Robinson et al.	.....	D2/951
D540,020 S *	4/2007	Lane, III	.....	D2/969
D552,336 S *	10/2007	Parekh et al.	.....	D2/959
D560,343 S *	1/2008	Mochen	.....	D2/969
D560,885 S *	2/2008	Lane et al.	.....	D2/953
D560,897 S *	2/2008	Feeney et al.	.....	D2/969
D561,444 S *	2/2008	Feeney et al.	.....	D2/960
D564,198 S *	3/2008	Kuhtz	.....	D2/969
D573,330 S *	7/2008	Robinson et al.	.....	D2/947
D579,641 S *	11/2008	Erickson et al.	.....	D2/954
D581,146 S *	11/2008	Lane, III	.....	D2/954
D586,989 S *	2/2009	Dave et al.	.....	D2/956
D587,441 S *	3/2009	Lane et al.	.....	D2/956
D587,442 S *	3/2009	Robinson et al.	.....	D2/959
D593,736 S *	6/2009	Mochen et al.	.....	D2/954
D601,785 S *	10/2009	Lane et al.	.....	D2/953
2006/0130361 A1 *	6/2006	Robinson et al.	.....	36/25 R
2006/0242863 A1 *	11/2006	Patmore	.....	36/127

\* cited by examiner

*Primary Examiner*—Celia A Murphy

(74) *Attorney, Agent, or Firm*—D. Michael Burns

(57) **CLAIM**

The ornamental design for an outsole for a golf shoe, as shown and described.

**DESCRIPTION**

FIG. 1 is a perspective view of an outsole for a golf shoe showing our new design;

FIG. 2 is a bottom plan view thereof;

FIG. 3 is a left side elevational view thereof;

FIG. 4 is a right side elevational view thereof;

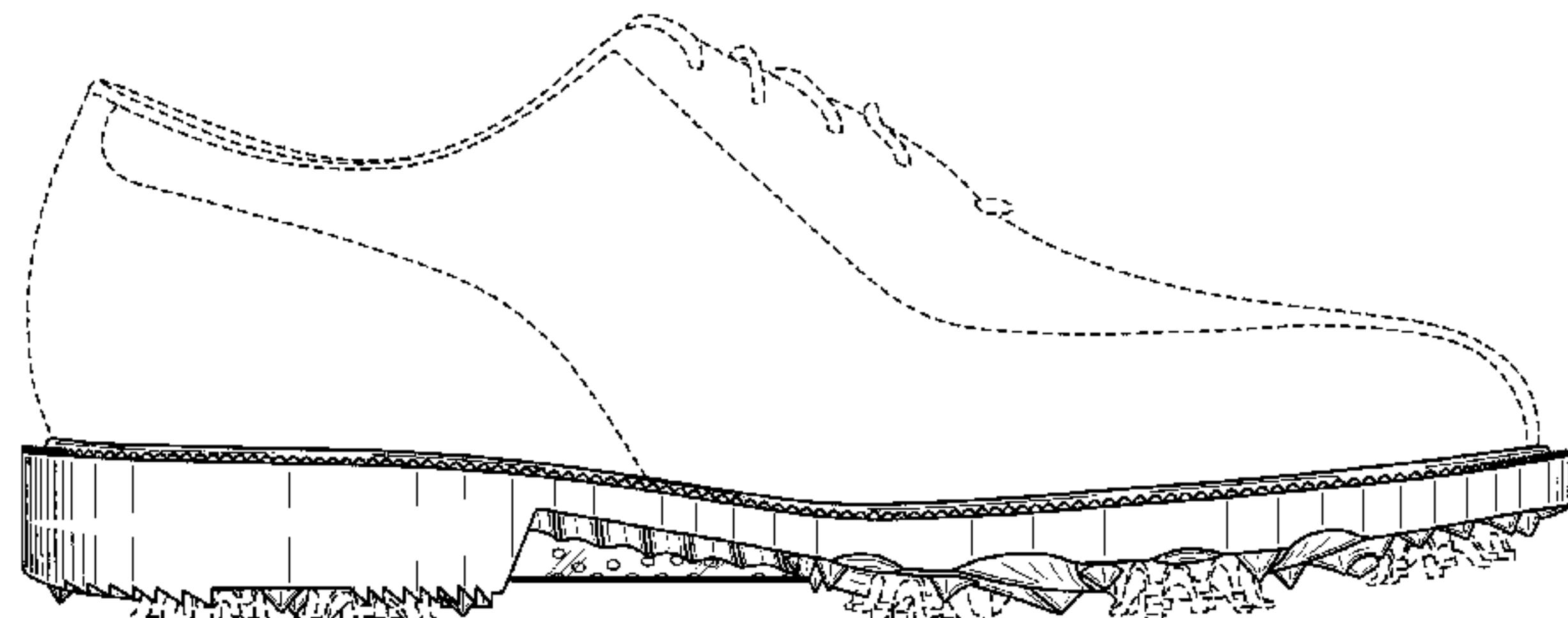
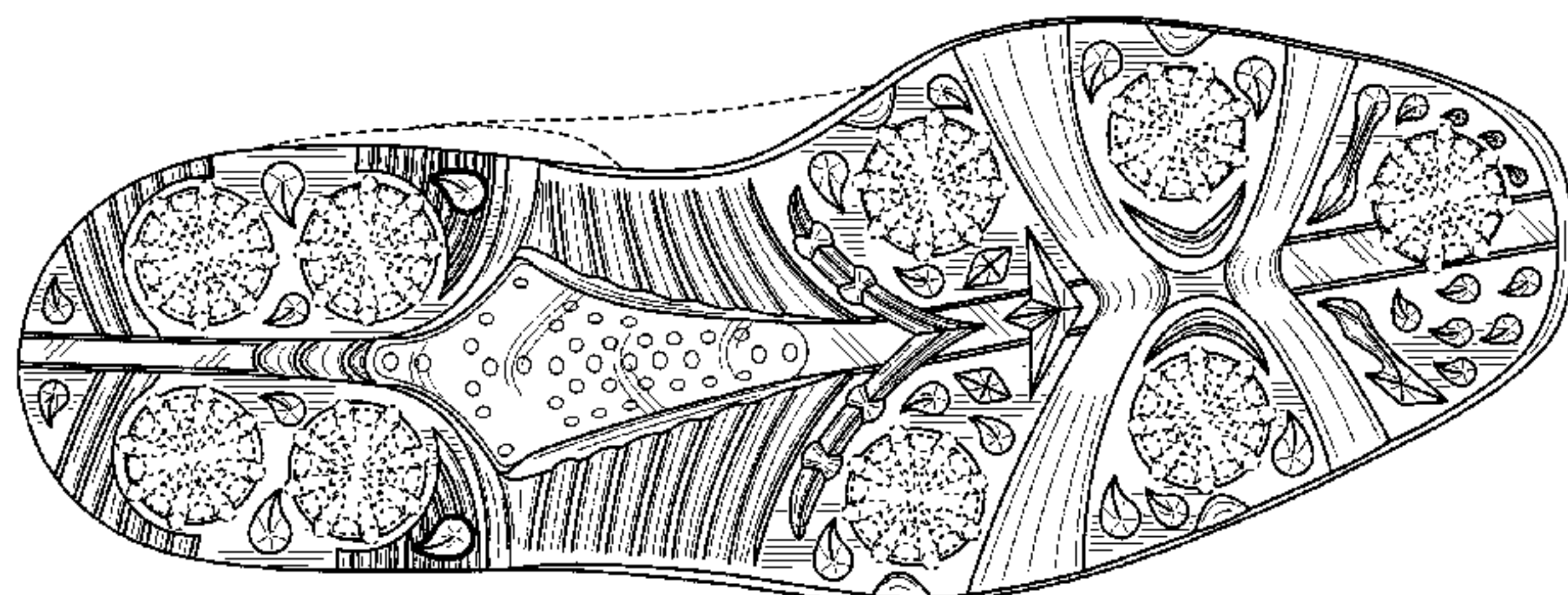
FIG. 5 is a top plan view thereof;

FIG. 6 is a rear elevational view thereof; and,

FIG. 7 is a front elevational view thereof.

The broken line showing a shoe upper in FIGS. 1-7 is for illustrative purposes only and represent the portions of the design that form no part of the claim.

**1 Claim, 4 Drawing Sheets**





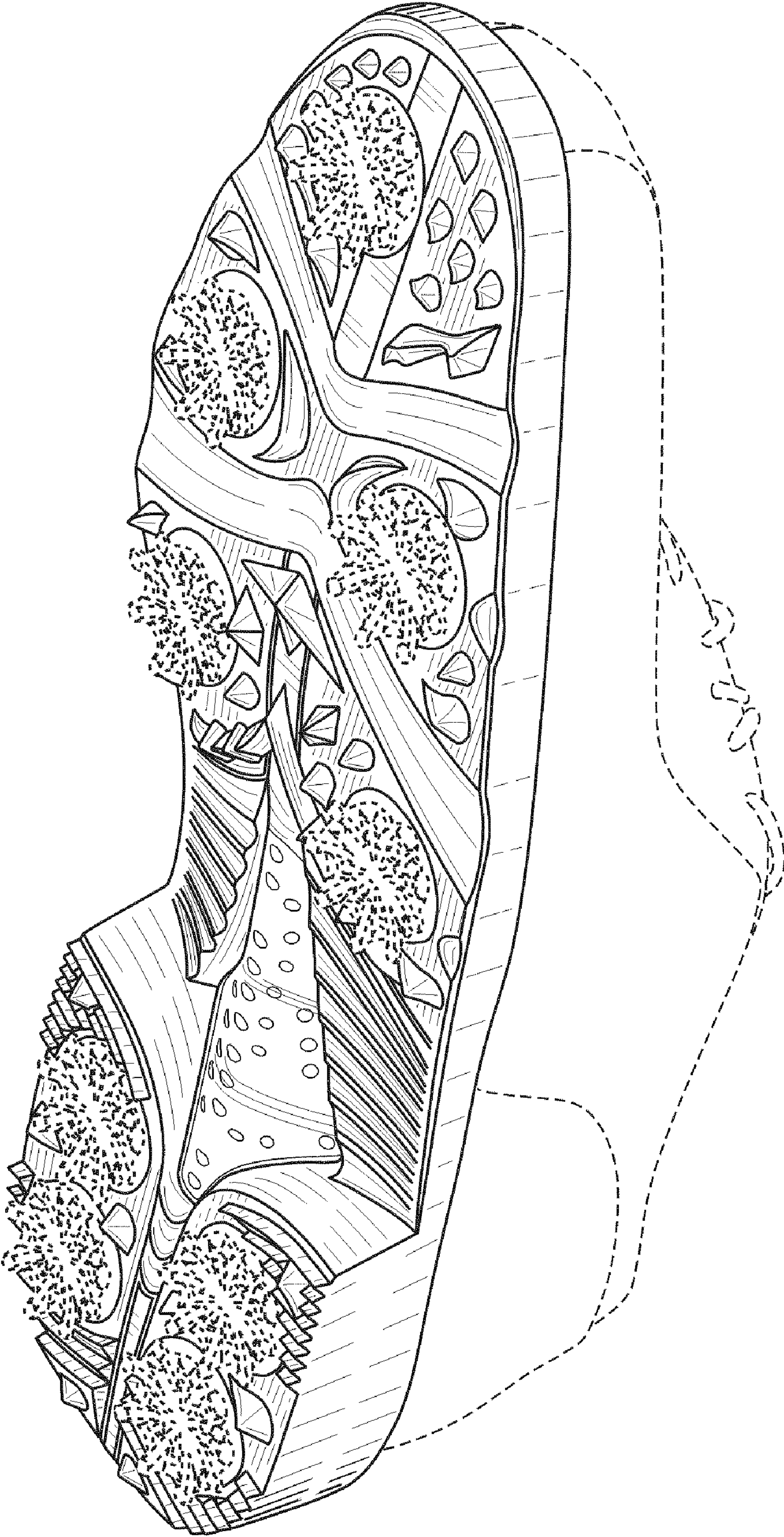
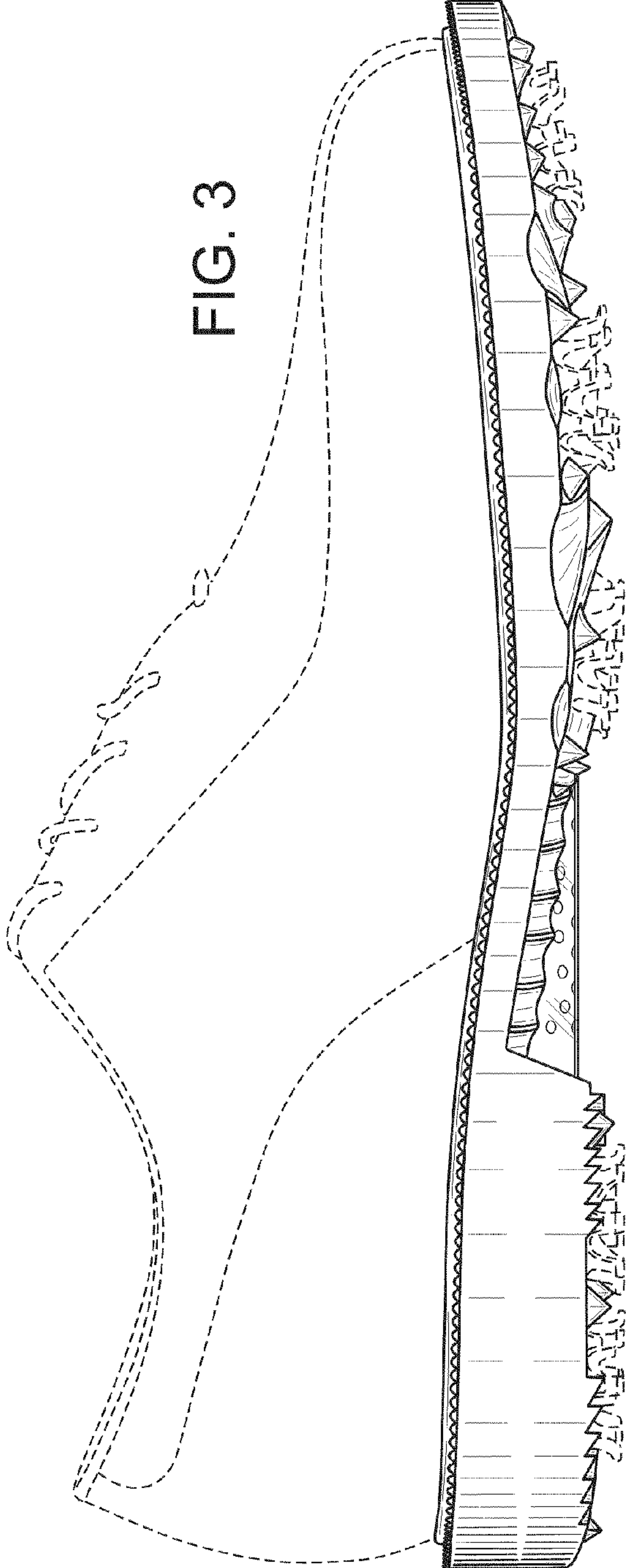
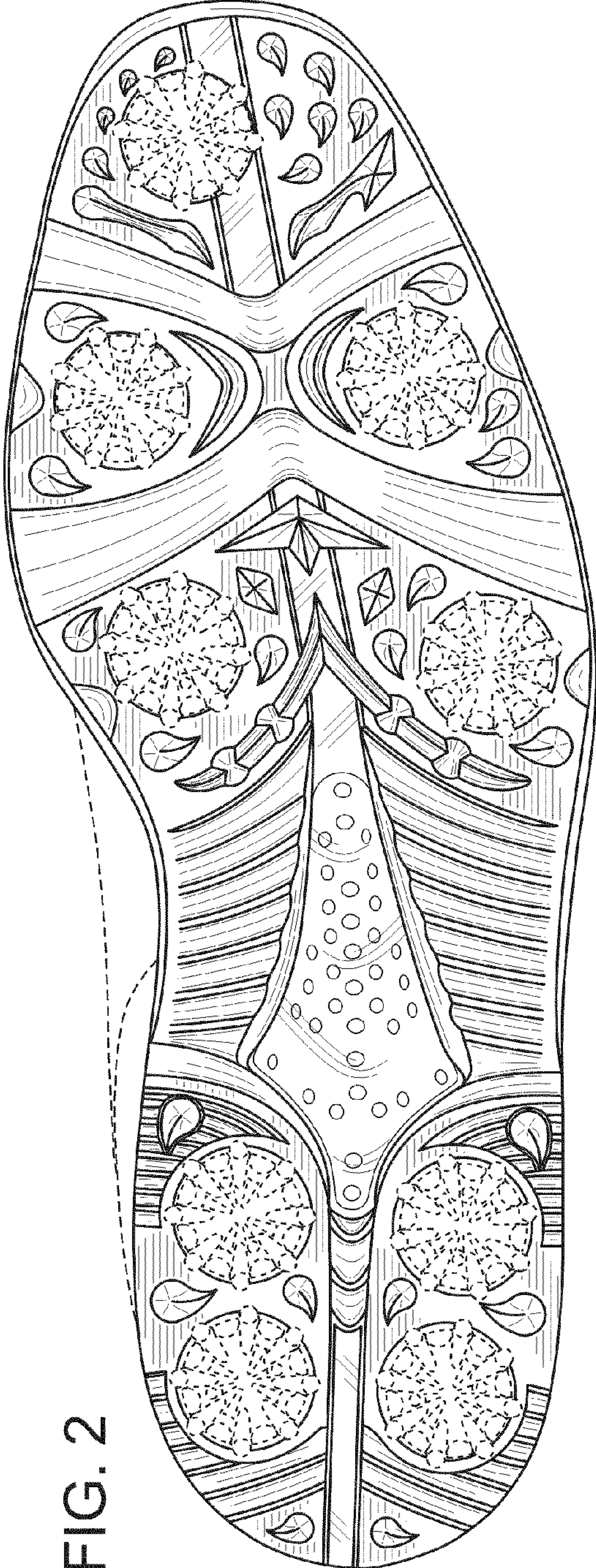


FIG. 1





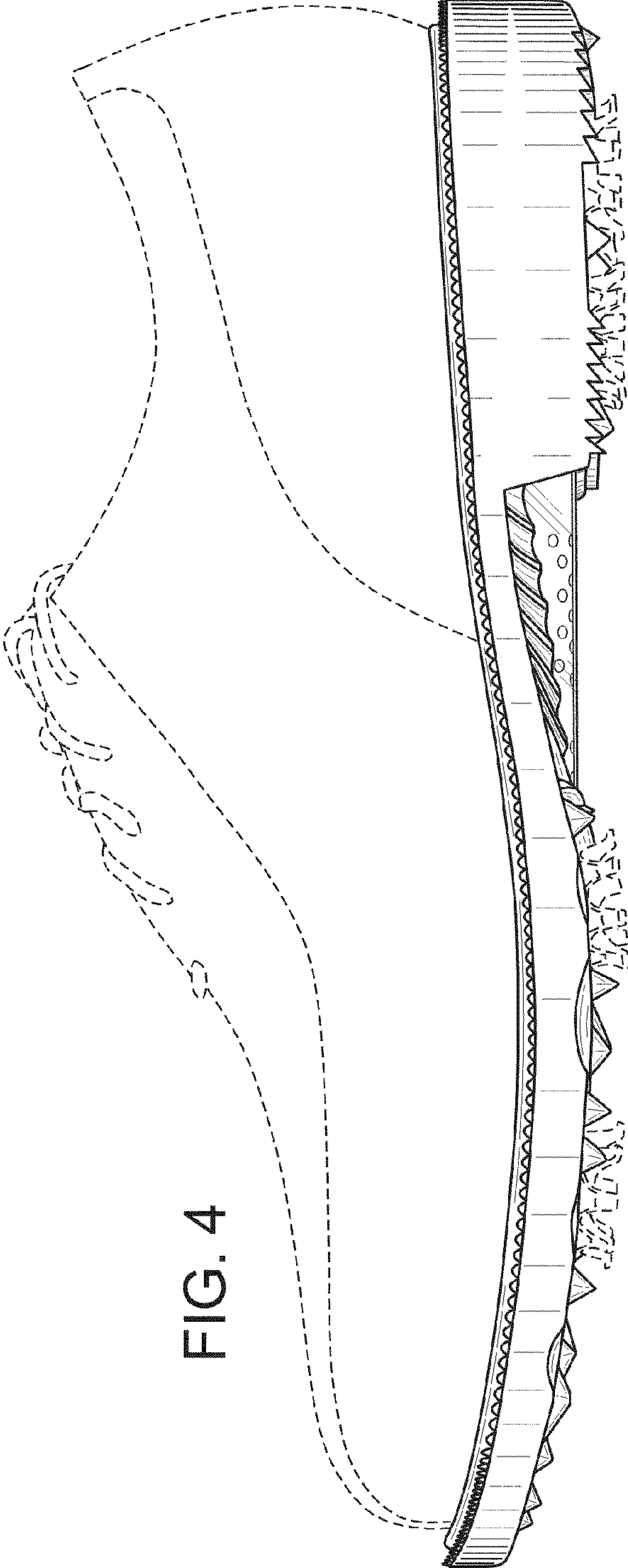


FIG. 4

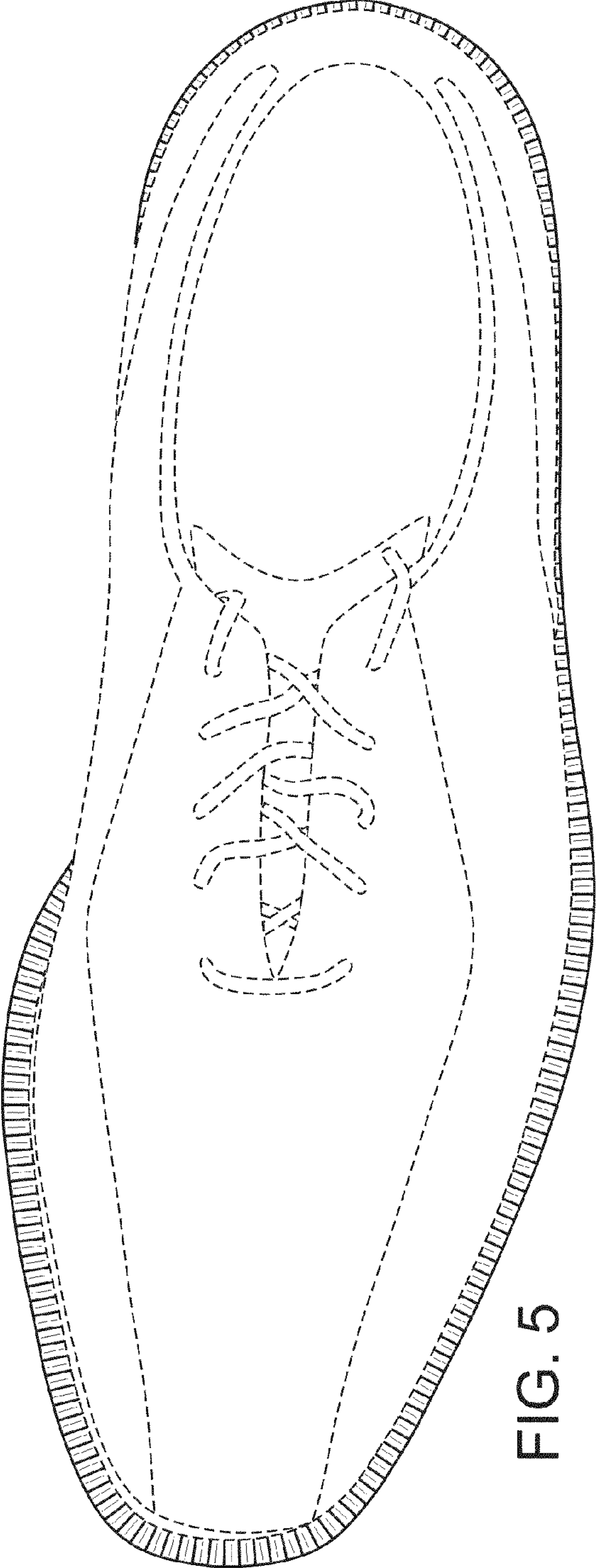


FIG. 5



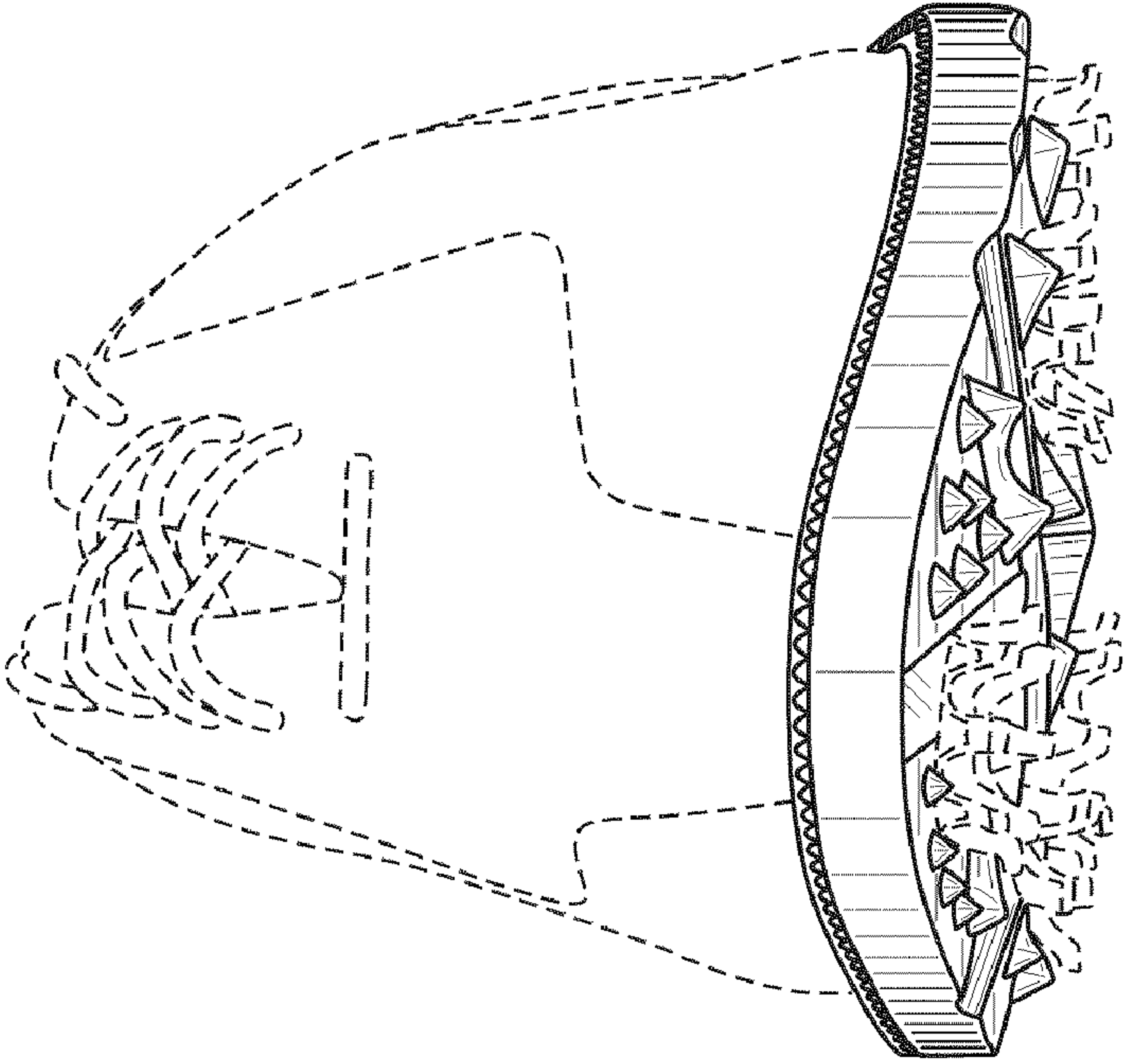


FIG. 6

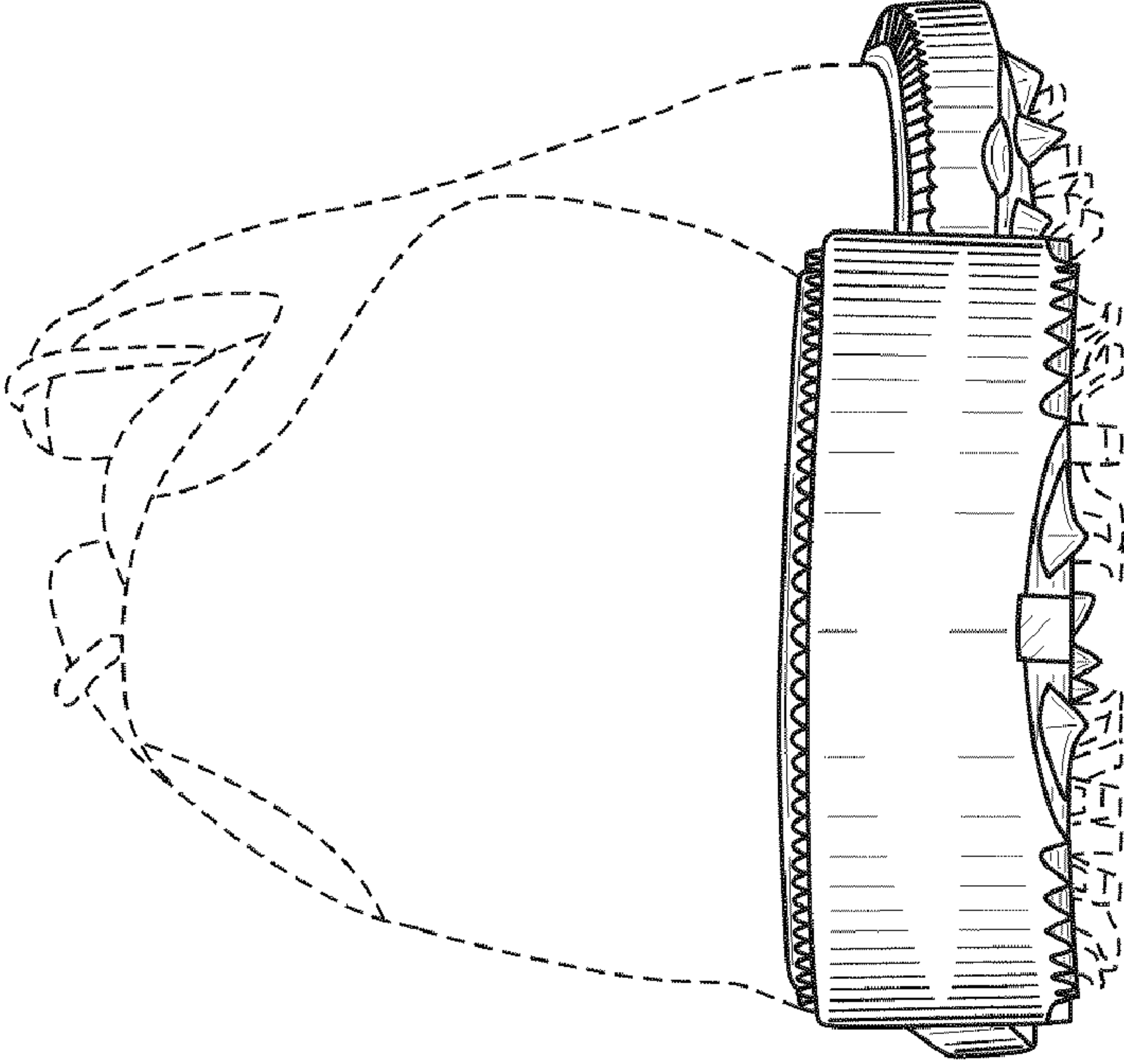


FIG. 7