

US00D607610S

(12) **United States Design Patent**
Higashi et al.

(10) **Patent No.:** **US D607,610 S**
(45) **Date of Patent:** **** Jan. 5, 2010**

(54) **PET BED**

(75) Inventors: **Jeffrey Higashi**, Torrance, CA (US);
Seiji Robert Morioka, Torrance, CA
(US); **Dimitre D. Mehandjiysky**, Long
Beach, CA (US)

(73) Assignee: **Designfunhouse Enterprises, L.L.C.**,
Torrance, CA (US)

(**) Term: **14 Years**

(21) Appl. No.: **29/326,328**

(22) Filed: **Oct. 16, 2008**

(51) **LOC (9) Cl.** **30-02**

(52) **U.S. Cl.** **D30/118**

(58) **Field of Classification Search** D30/118;
D6/382, 596-597, 601, 604; D21/520-521;
119/28.5

See application file for complete search history.

(56) **References Cited**

U.S. PATENT DOCUMENTS

D221,558 S *	8/1971	Zimmerman	D30/118
D224,685 S *	8/1972	Michlap	119/28.5
D224,792 S *	9/1972	Knox	D30/118
4,347,807 A *	9/1982	Reich	119/499
D290,767 S *	7/1987	Duffek	D30/108
D309,046 S *	7/1990	Andersen	D30/112
5,072,694 A *	12/1991	Haynes et al.	119/28.5
5,188,063 A *	2/1993	Evans	119/28.5
D369,443 S *	4/1996	Givens	D30/118
D369,885 S *	5/1996	Zeiler	D30/118
D377,545 S *	1/1997	Iben	D30/118
D377,852 S *	2/1997	Iben	D30/118
5,685,258 A *	11/1997	Fricano	119/28.5
D397,524 S *	8/1998	Teng	D30/118
D398,089 S *	9/1998	Reed	D30/118
D406,923 S *	3/1999	Simpkins	D30/118
D426,034 S *	5/2000	Faulstich	D30/108

D433,544 S *	11/2000	Nesbit-Yontz	D30/118
6,758,167 B1 *	7/2004	Edelinski	119/498
D537,574 S *	2/2007	Holmes et al.	D30/118
D555,293 S *	11/2007	Gourkow	D30/108
2007/0051323 A1 *	3/2007	Guard	119/28.5
2008/0282987 A1 *	11/2008	Ritchey	119/28.5

FOREIGN PATENT DOCUMENTS

FR H1893B/34 * 7/1979

OTHER PUBLICATIONS

Linda Anderson catalog; p. 32; Kitty Bunk Bed #40-1191.*
Care-A-Lot catalog; p. 28; Pet Bumper-Bed #7509.*

* cited by examiner

Primary Examiner—Cathy Anne MacCormac

(74) *Attorney, Agent, or Firm*—Booth Udall, PLC; Steven J.
Laurenti

(57) **CLAIM**

The ornamental design for a pet bed, as shown and described.

DESCRIPTION

FIG. 1 is a perspective view of a pet bed according to the present invention;

FIG. 2 is a front view of the pet bed of FIG. 1;

FIG. 3 is a right side view of the pet bed of FIG. 1, the left side view being a mirror image thereof;

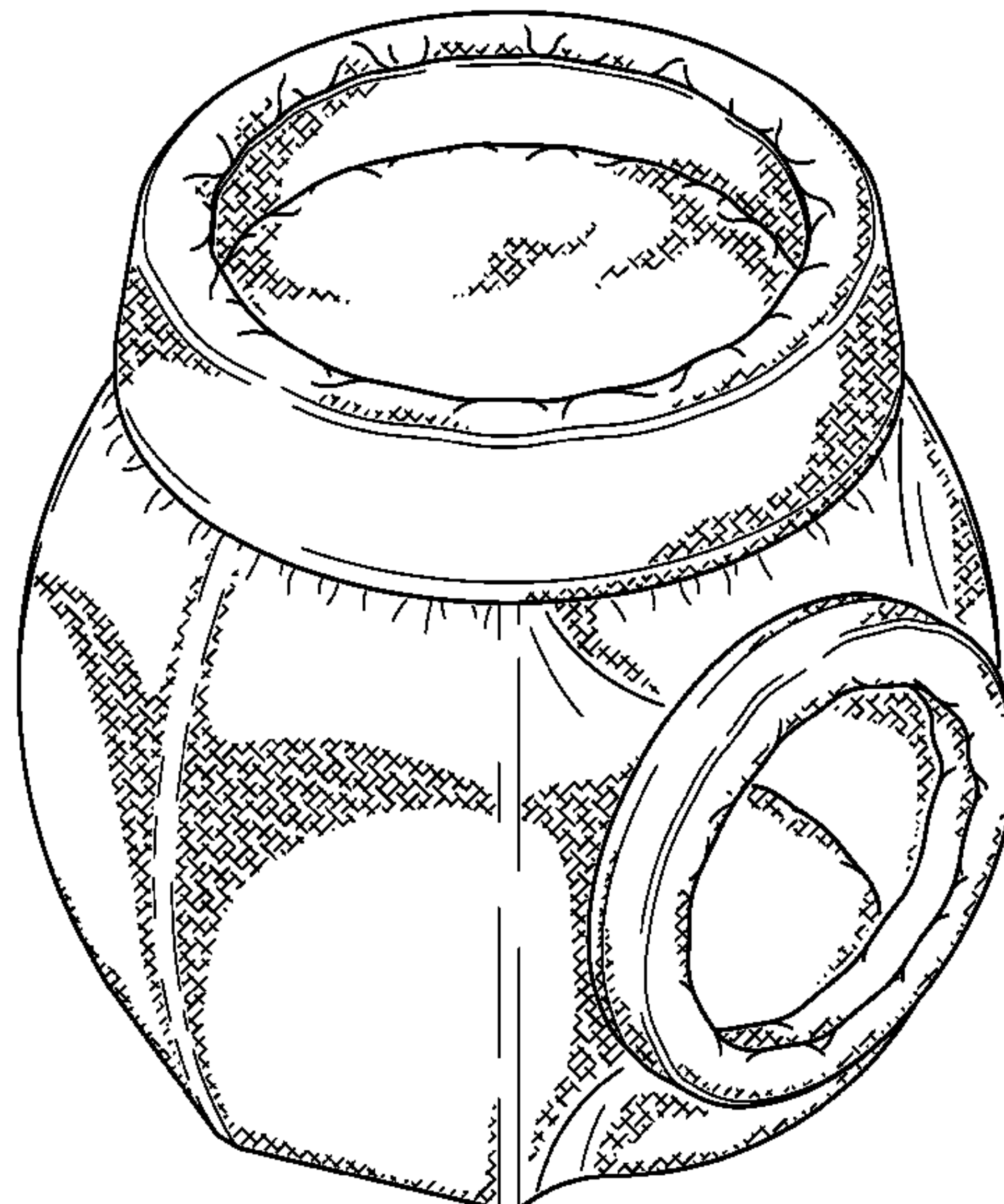
FIG. 4 is a back side view of the pet bed of FIG. 1;

FIG. 5 is a top view of the pet bed of FIG. 1; and,

FIG. 6 is a bottom view of the pet bed of FIG. 1.

The broken lines in FIG. 6 immediately adjacent the shaded areas or the solid lines represent the bounds of the claim, and the broken lines and the area within the broken lines represent unclaimed portions of the present invention. None of the broken lines form a part of the claimed design.

1 Claim, 4 Drawing Sheets



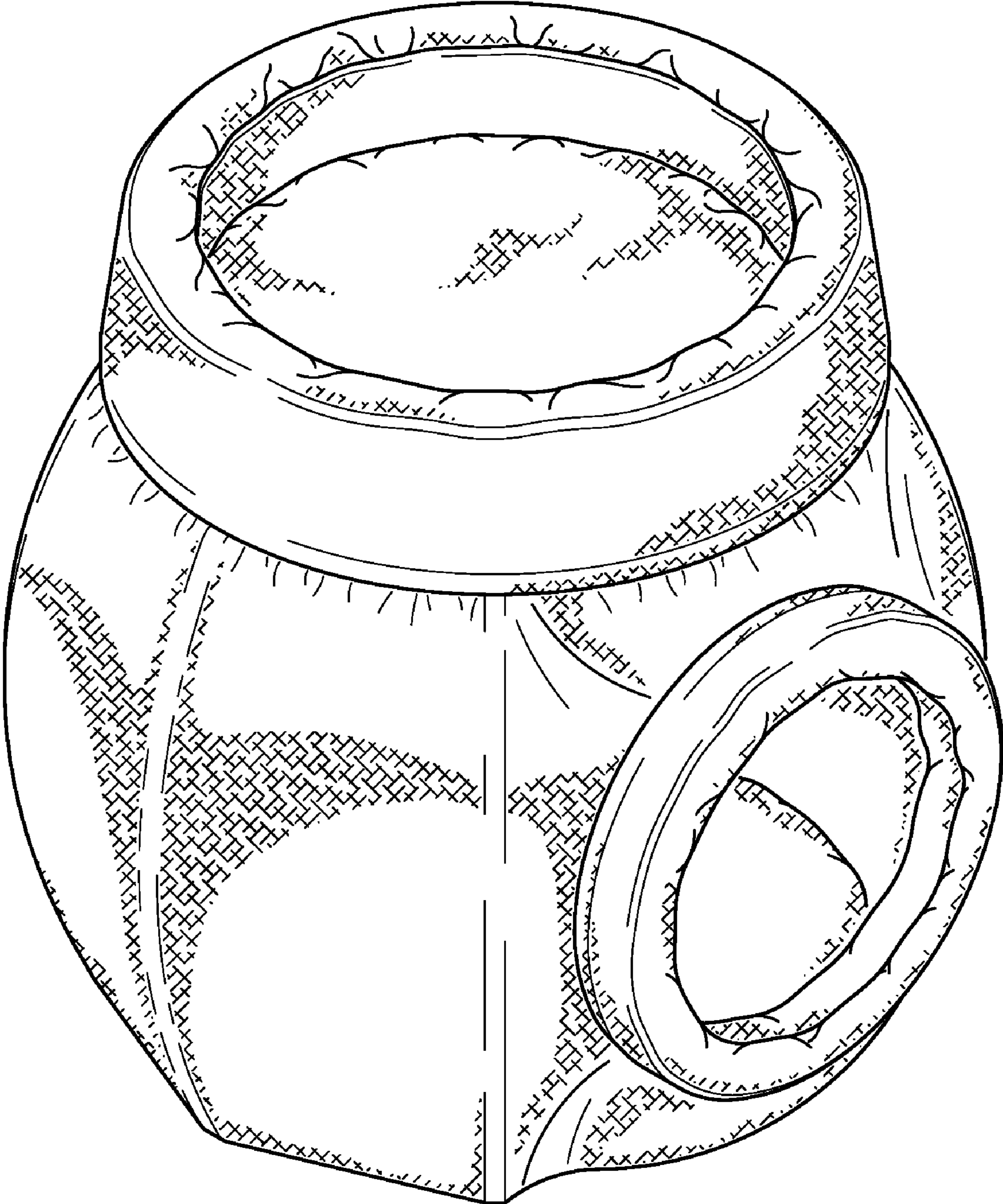


FIG. 1

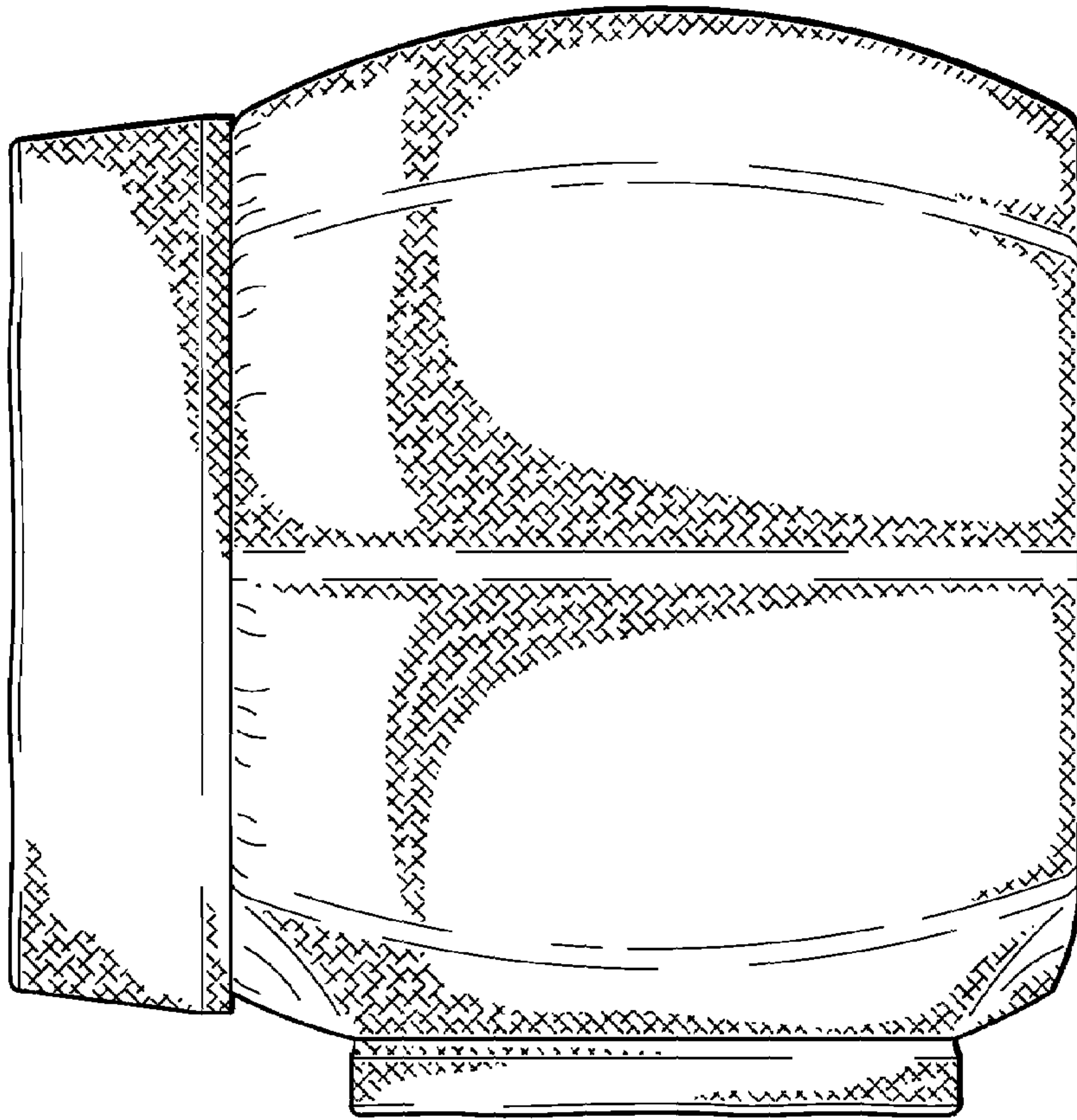


FIG. 3

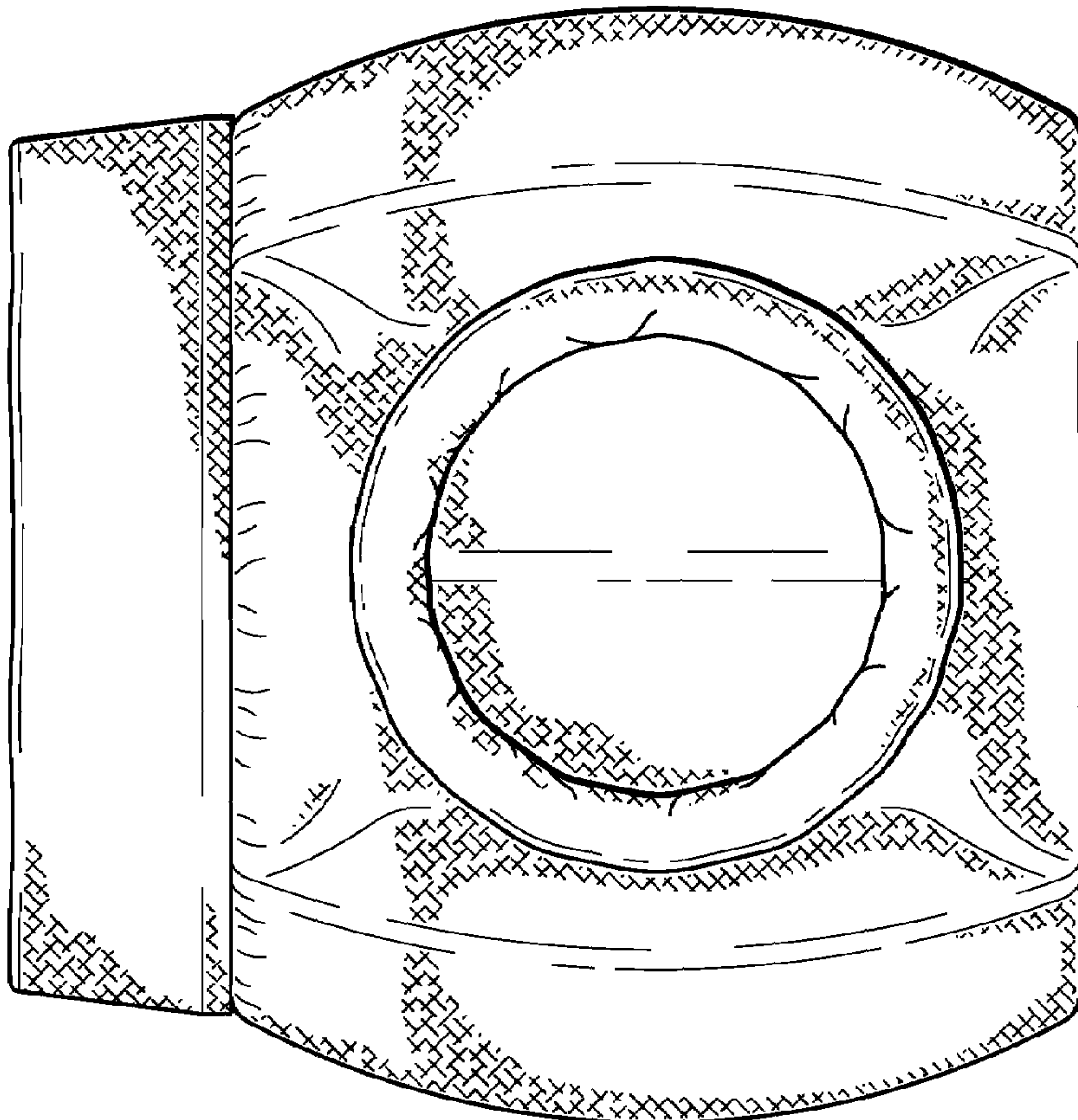


FIG. 2

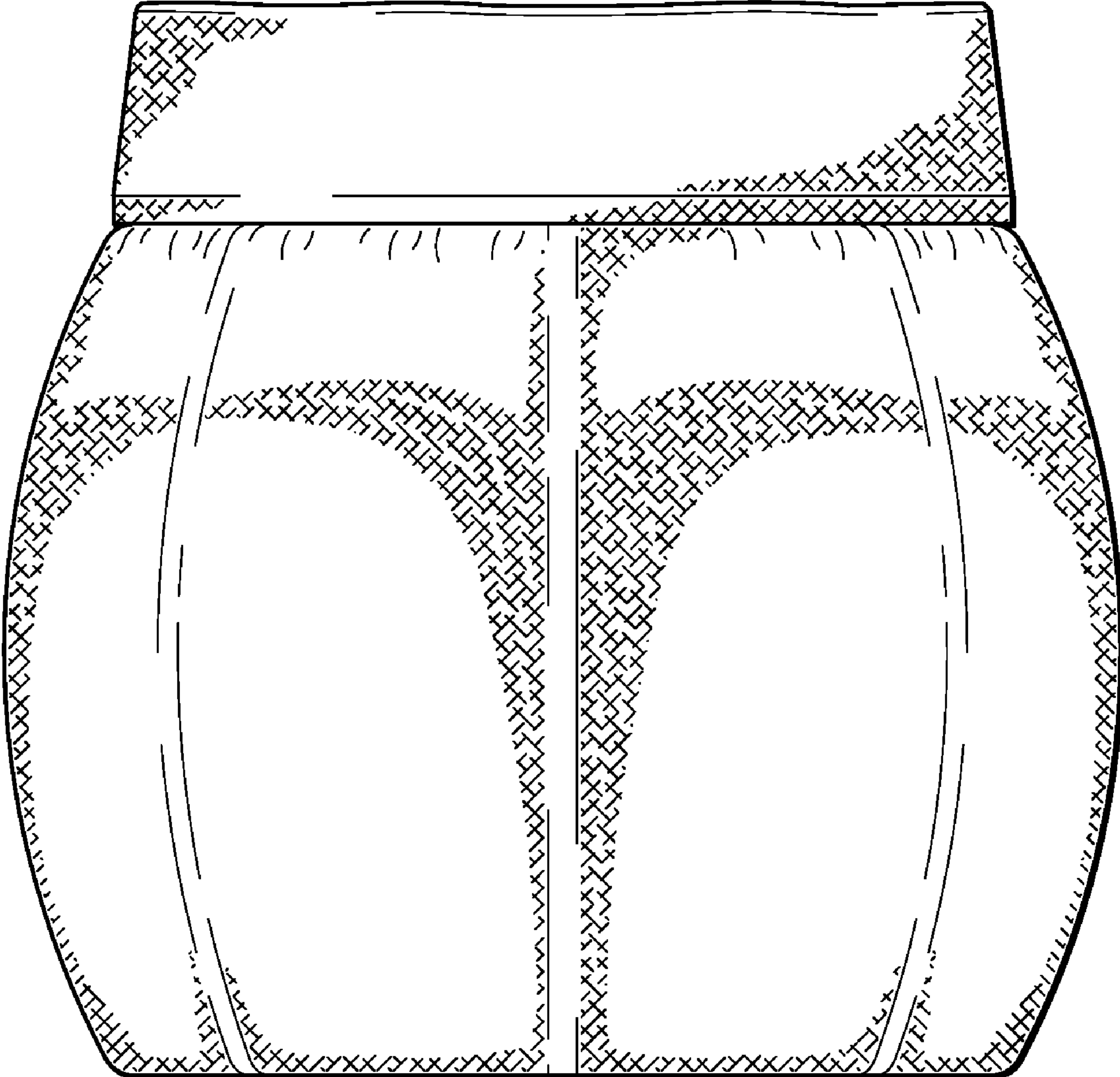


FIG. 4

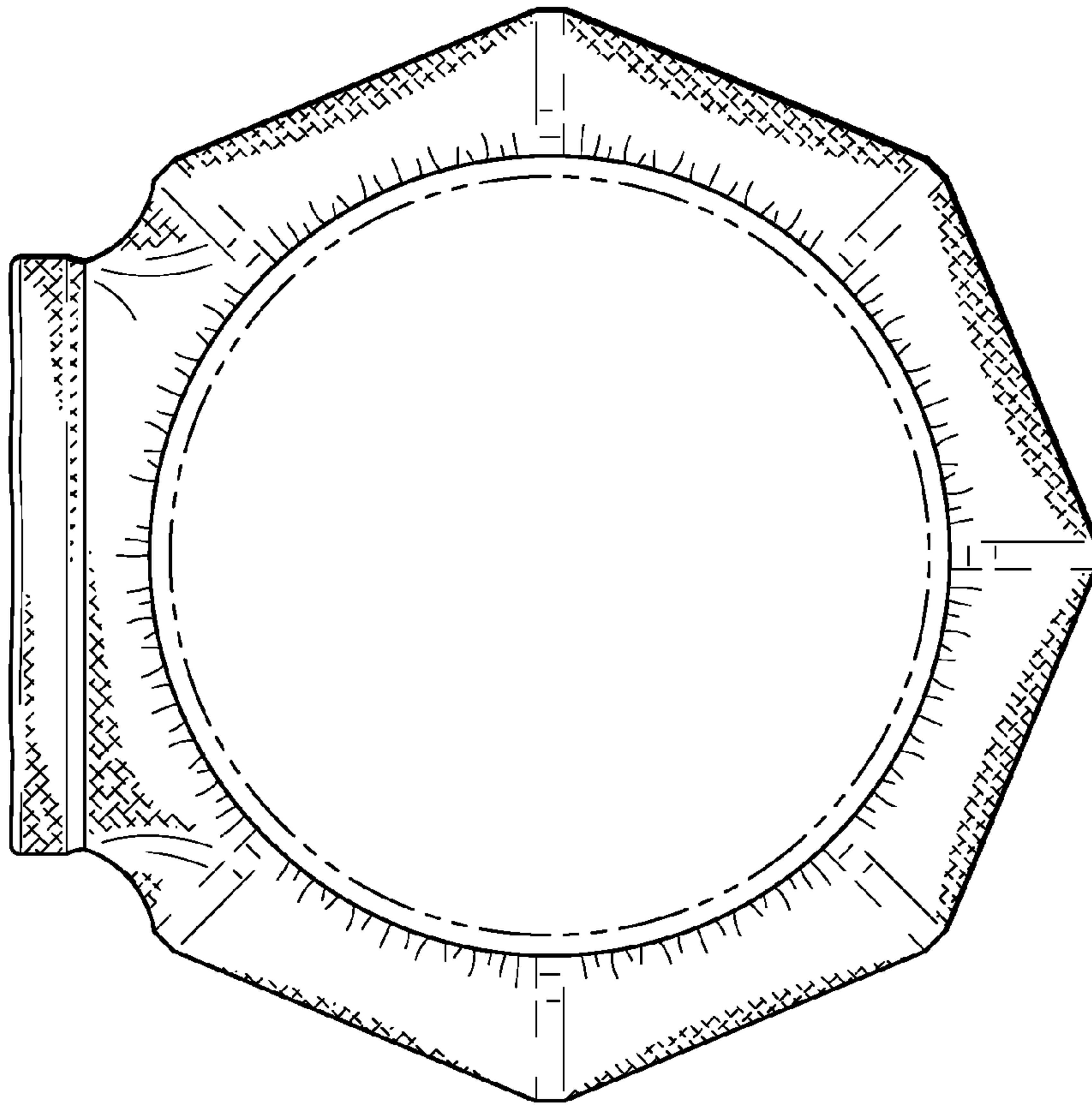


FIG. 6

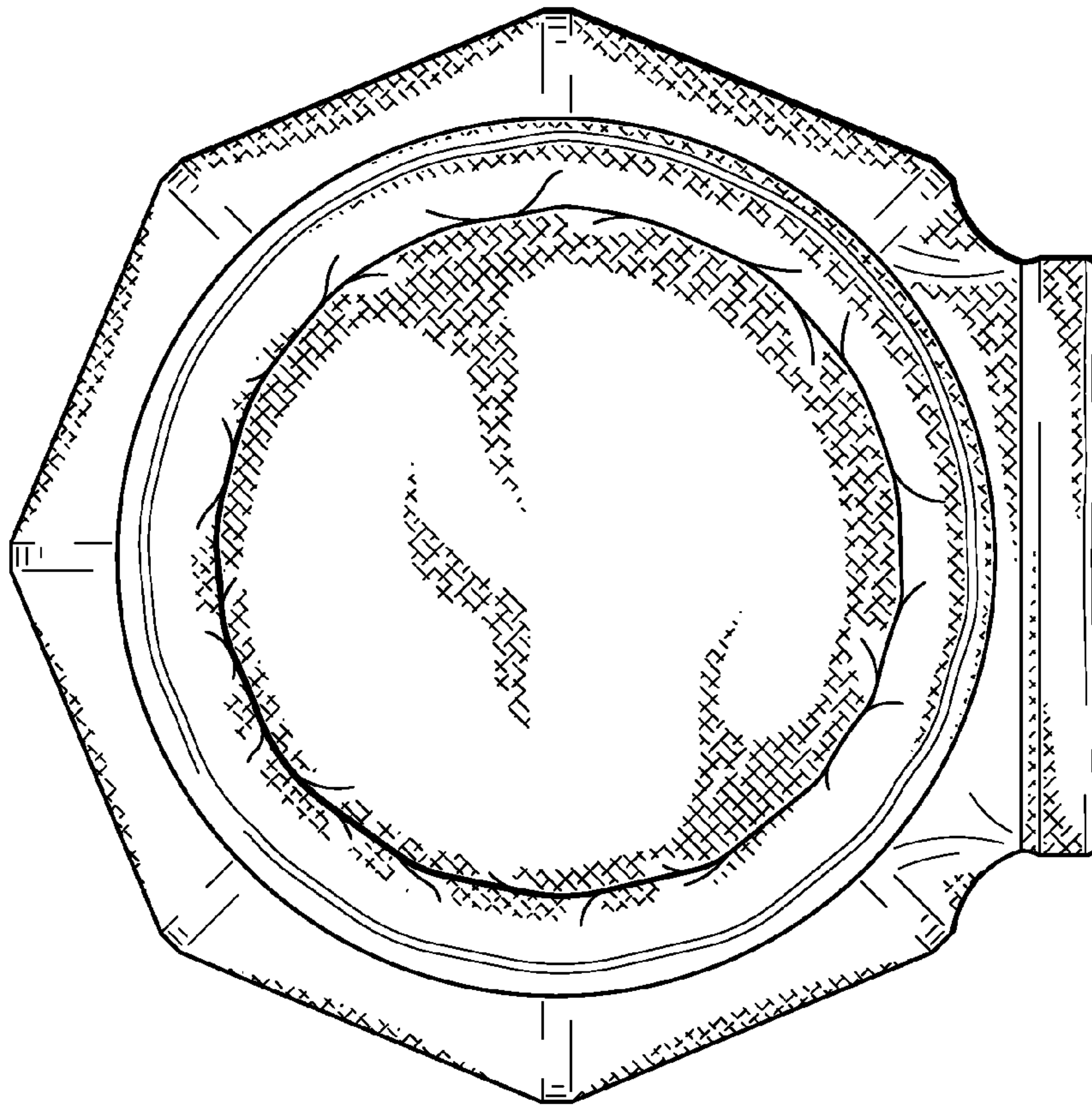


FIG. 5