



US00D607608S

(12) **United States Design Patent**
Taylor

(10) **Patent No.:** **US D607,608 S**

(45) **Date of Patent:** **** Jan. 5, 2010**

(54) **VISOR FOR A FACE MASK**

(76) **Inventor:** **Joel C. Taylor**, P.O. Box 1040, New Carlisle, IN (US) 46552

(**) **Term:** **14 Years**

(21) **Appl. No.:** **29/312,713**

(22) **Filed:** **Nov. 7, 2008**

(51) **LOC (9) Cl.** **29-02**

(52) **U.S. Cl.** **D29/109**

(58) **Field of Classification Search** D29/102-111, D29/122; 2/9, 410-414, 416-425, 209.13, 2/906, DIG. 1, 8.1-8.2, 8.6, 8.7, 171.3, 427, 2/429, 10, 206, 173, 202, 457, 4; 62/3.5, 62/259.3; 128/204.15, 889, 201.24, 201.15, 128/857-858, 891; D24/189, 191, 124; 602/74, 602/58; D5/58, 47, 1; 604/358, 384, 385.01
See application file for complete search history.

(56) **References Cited**

U.S. PATENT DOCUMENTS

D34,131 S *	2/1901	Earl	D29/109
D37,551 S *	9/1905	Volland	D29/109
D285,021 S *	8/1986	Chandler	D29/109
4,850,049 A *	7/1989	Landis et al.	2/10
4,945,573 A *	8/1990	Landis	2/9
D333,366 S *	2/1993	Brown	D29/109
D358,006 S *	5/1995	Chisolm et al.	D29/122
5,896,587 A *	4/1999	Gentry	2/425
5,991,930 A *	11/1999	Sorrentino	2/424
6,151,719 A *	11/2000	Poole	2/425
D455,523 S *	4/2002	Yungblut	D29/122

D457,987 S * 5/2002 Cheng D29/122

* cited by examiner

Primary Examiner—Ruth McInroy

(74) *Attorney, Agent, or Firm*—R. Tracy Crump

(57) **CLAIM**

I claim the ornamental design for a visor for a face mask, as shown and described.

DESCRIPTION

FIG. 1 is a perspective view of a visor for a face mask showing my new design;

FIG. 2 is a right side view thereof;

FIG. 3 is a left side view thereof;

FIG. 4 is a top view thereof;

FIG. 5 is a front view thereof;

FIG. 6 is a bottom view thereof;

FIG. 7 is a rear view thereof;

FIG. 8 is a perspective view thereof, shown attached to a face mask;

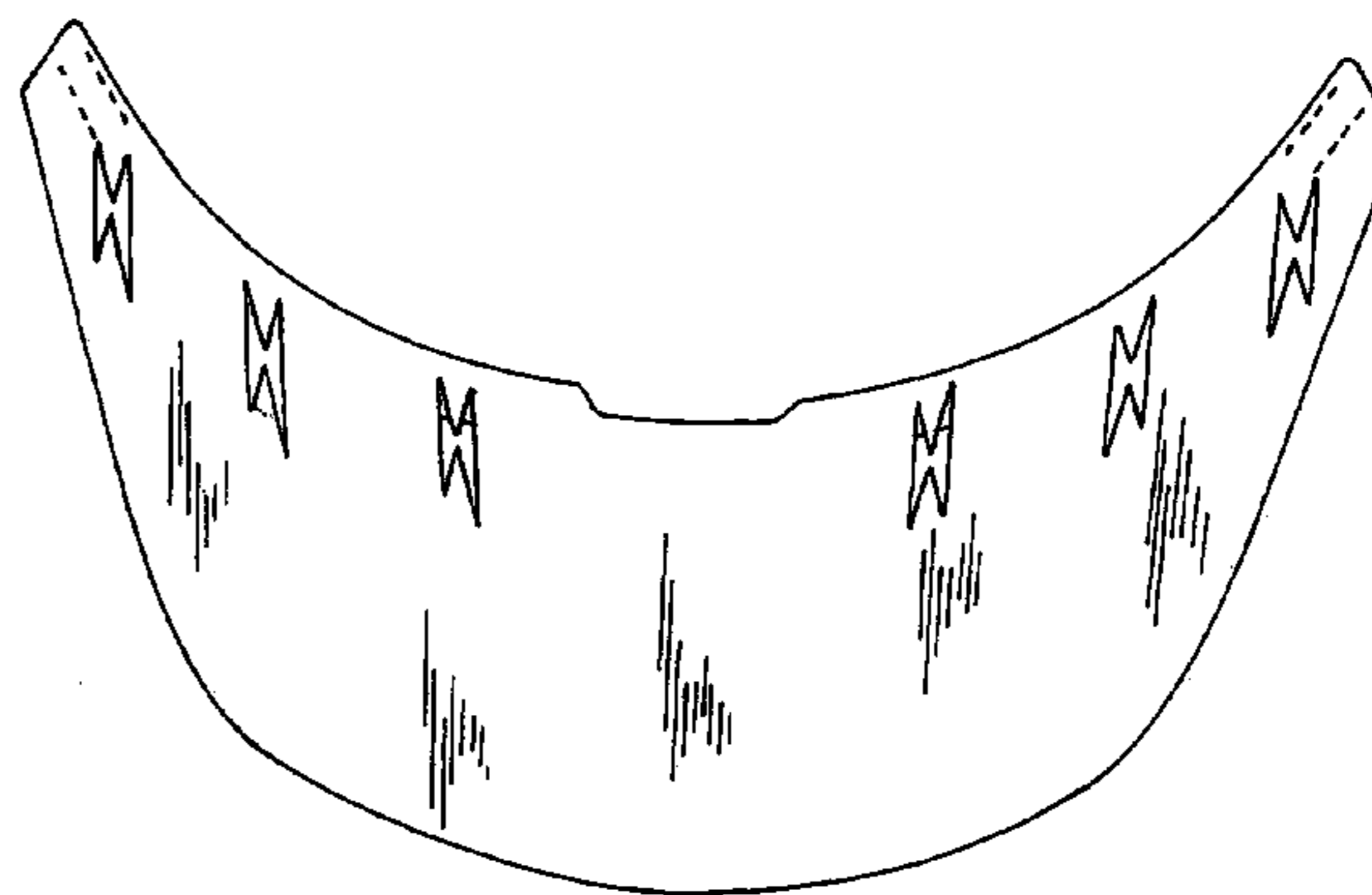

FIG. 9 is a right side view of FIG. 8;

FIG. 10 is a front view of FIG. 8; and,

FIG. 11 is an exploded view of FIG. 8, showing the bottom of the visor in perspective.

The broken lines on the visor represent conventional stitching. The mask and person shown in broken lines in FIGS. 8-11 form no part of the claimed design.

1 Claim, 7 Drawing Sheets






FIG. 1

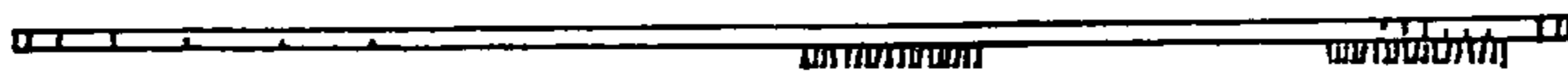


FIG. 2

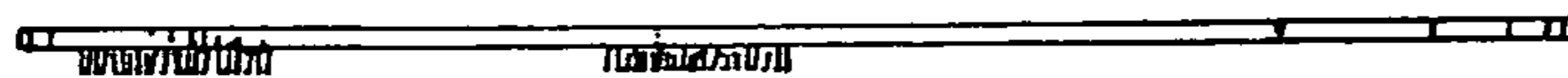


FIG. 3

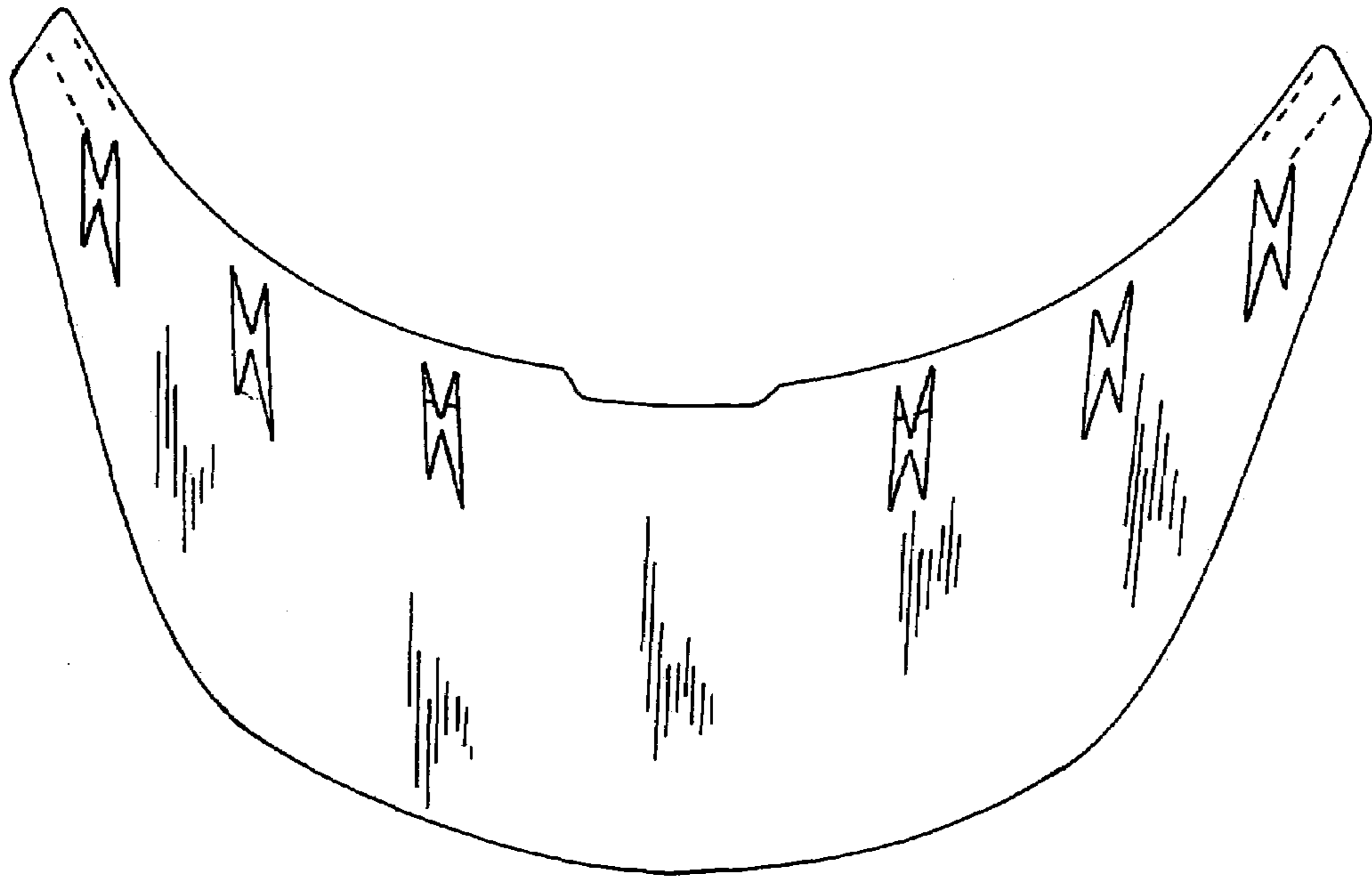


FIG. 4




FIG. 5

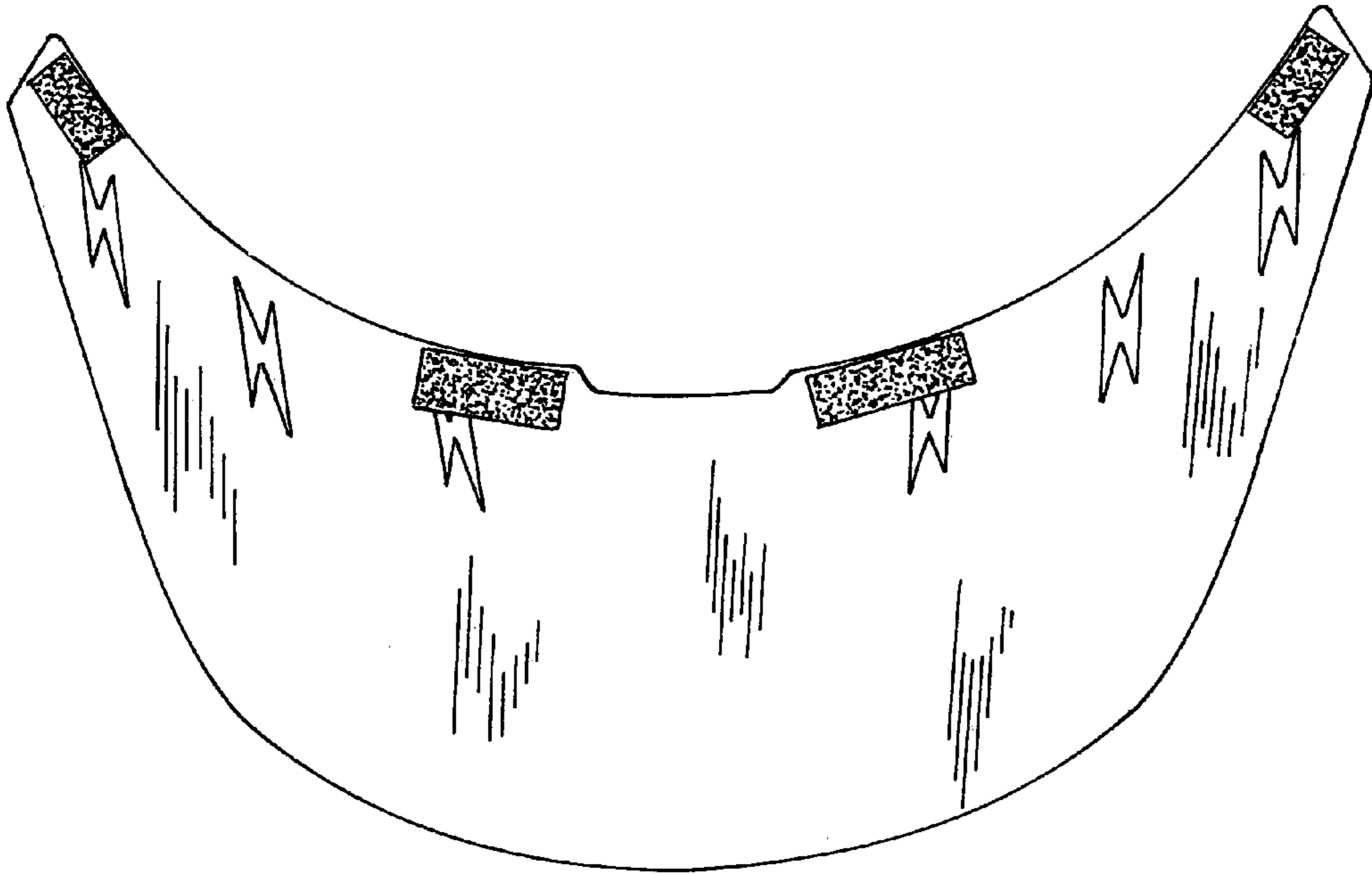


FIG. 6




FIG. 7

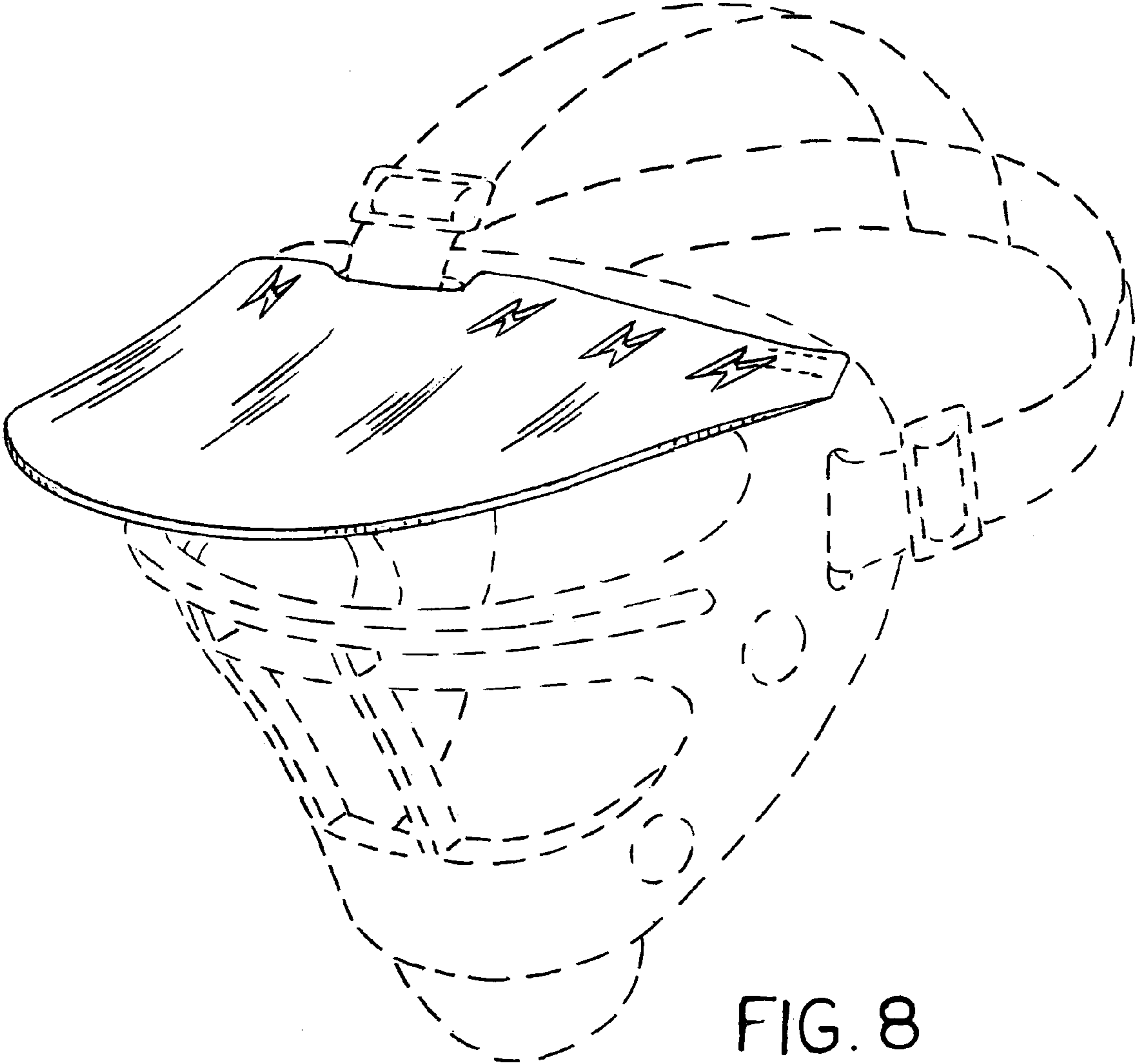


FIG. 8

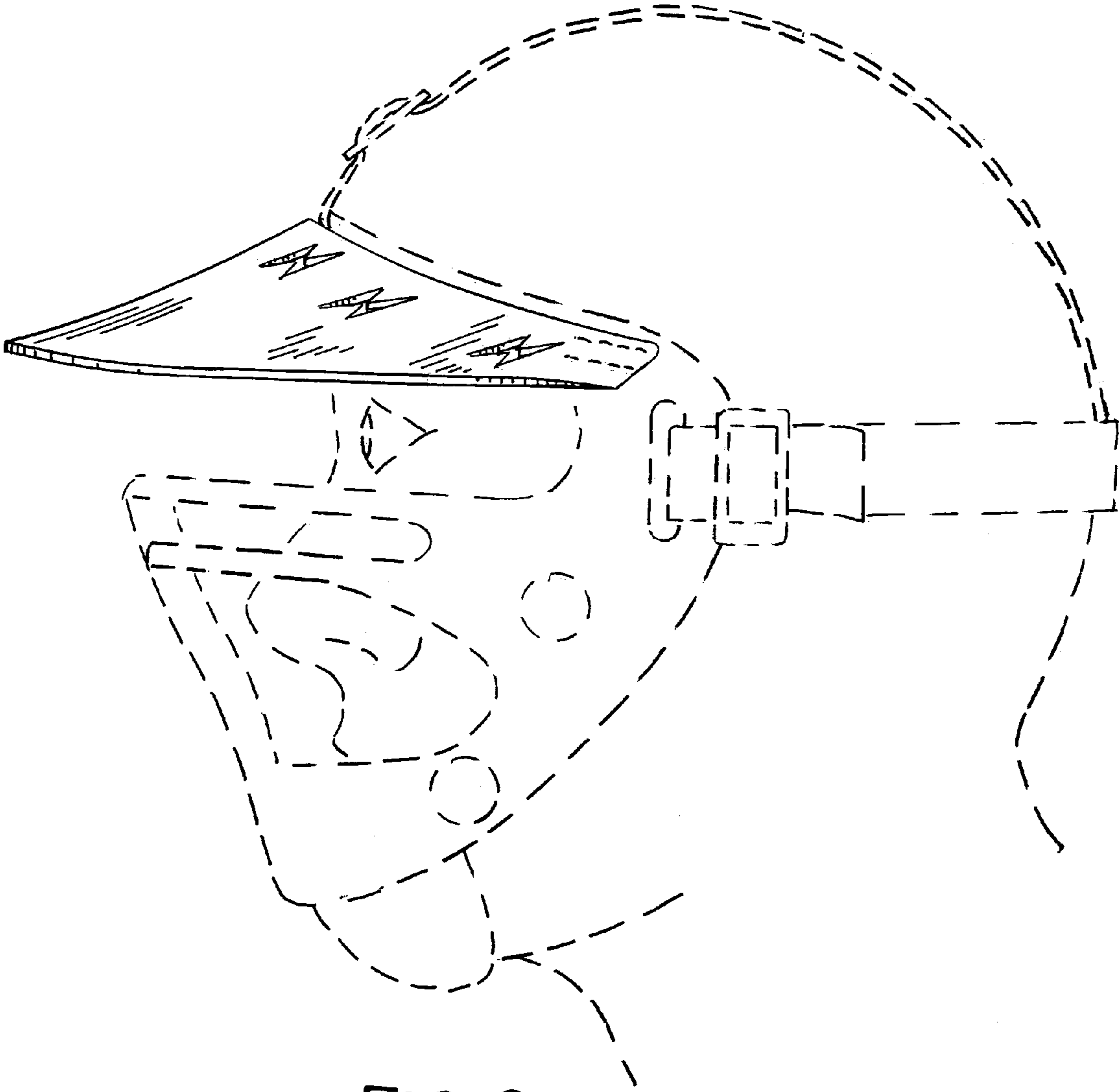


FIG. 9

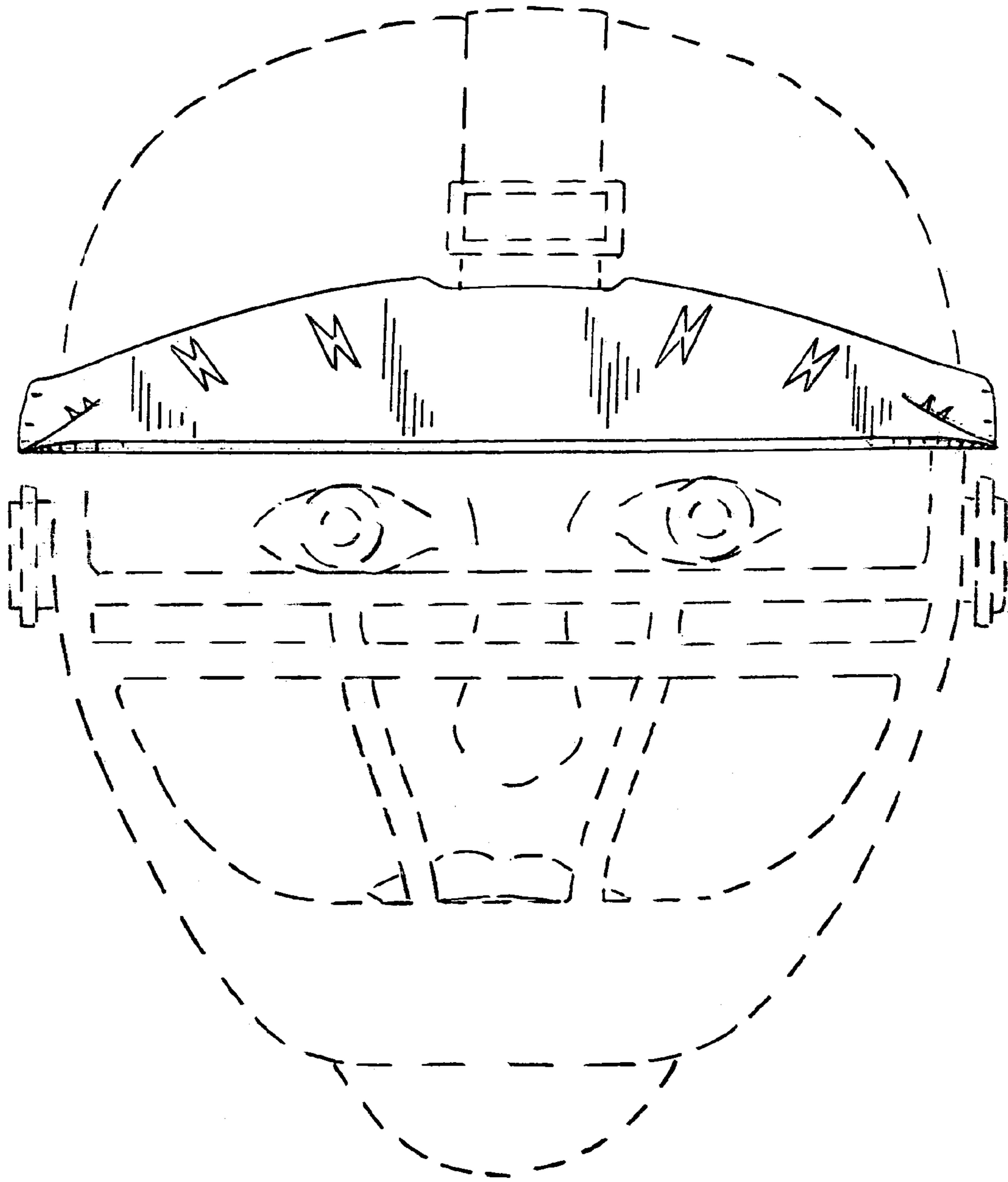


FIG. 10

