

US00D607594S

(12) **United States Design Patent**  
**Waldmann**

(10) **Patent No.:** **US D607,594 S**

(45) **Date of Patent:** **\*\* Jan. 5, 2010**

(54) **LAMP**

(75) Inventor: **Gerhard Waldmann**, Dauchingen (DE)

(73) Assignee: **Herbert Waldmann GmbH & Co. KG**,  
Villingen-Schwenningen (DE)

(\*\*) Term: **14 Years**

(21) Appl. No.: **29/311,359**

(22) Filed: **Mar. 2, 2009**

(30) **Foreign Application Priority Data**

Sep. 16, 2008 (DE) ..... 40 2008 004 392

(51) **LOC (9) Cl.** ..... **26-03**

(52) **U.S. Cl.** ..... **D26/76; D26/71**

(58) **Field of Classification Search** ..... D26/71,  
D26/72, 75, 76, 87, 89; 362/33, 147, 217,  
362/219.1, 223-224, 260

See application file for complete search history.

(56) **References Cited**

**U.S. PATENT DOCUMENTS**

2,886,699	A	*	5/1959	Harling	.....	362/223
D200,548	S	*	3/1965	Reaves	.....	D26/76
D204,558	S	*	4/1966	Zeitz	.....	D26/71
D208,491	S	*	9/1967	Brooks, Jr.	.....	D26/71
4,115,082	A	*	9/1978	Newell	.....	96/17
4,680,677	A	*	7/1987	Ross	.....	362/33
5,207,504	A	*	5/1993	Swift et al.	.....	362/260
D437,958	S	*	2/2001	Doron et al.	.....	D26/71

D441,479	S	*	5/2001	McCormick et al.	.....	D26/72
D464,757	S	*	10/2002	Echito	.....	D26/75
D477,104	S	*	7/2003	Wang	.....	D26/72
D496,750	S	*	9/2004	Waldmann	.....	D26/78
D522,163	S	*	5/2006	Begasse	.....	D26/71
D556,935	S	*	12/2007	Quioque et al.	.....	D26/71
D564,694	S	*	3/2008	Southern, Jr.	.....	D26/85
D570,026	S	*	5/2008	Waldmann	.....	D26/76
D576,330	S	*	9/2008	Ruud et al.	.....	D26/71
D591,445	S	*	4/2009	Guercio	.....	D26/92

\* cited by examiner

*Primary Examiner*—Philip S Hyder

*Assistant Examiner*—Susan E Krakower

(74) *Attorney, Agent, or Firm*—The Nath Law Group; Jerald L. Meyer; Stanley N. Protigal

(57) **CLAIM**

The ornamental design for a lamp, as shown and described.

**DESCRIPTION**

FIG. 1 is a perspective bottom view of the lamp.

FIG. 2 is a perspective upper view of the lamp.

FIG. 3 is a left side view of the lamp.

FIG. 4 is an enlarged front view of the lamp.

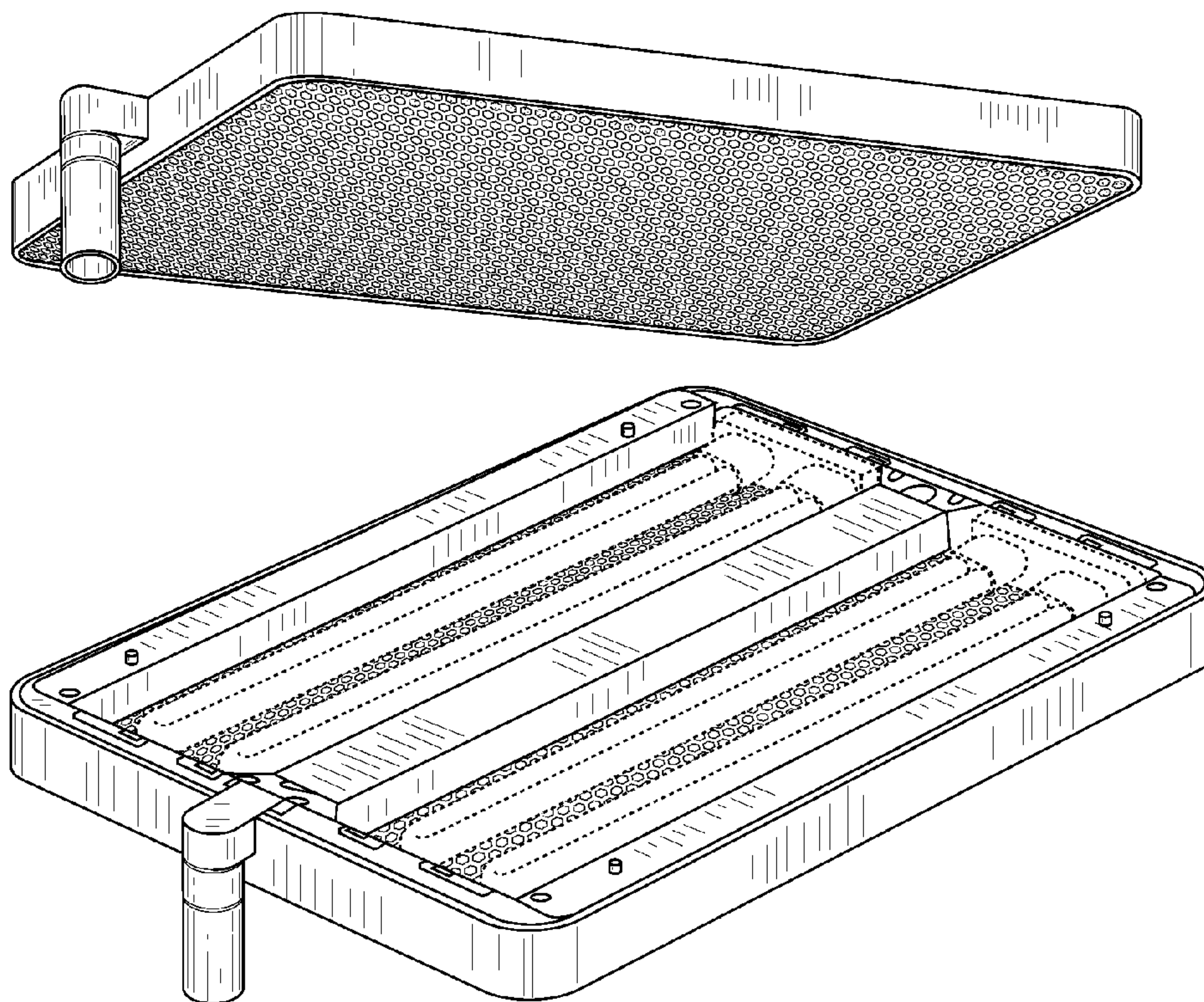
FIG. 5 is a right side view of the lamp.

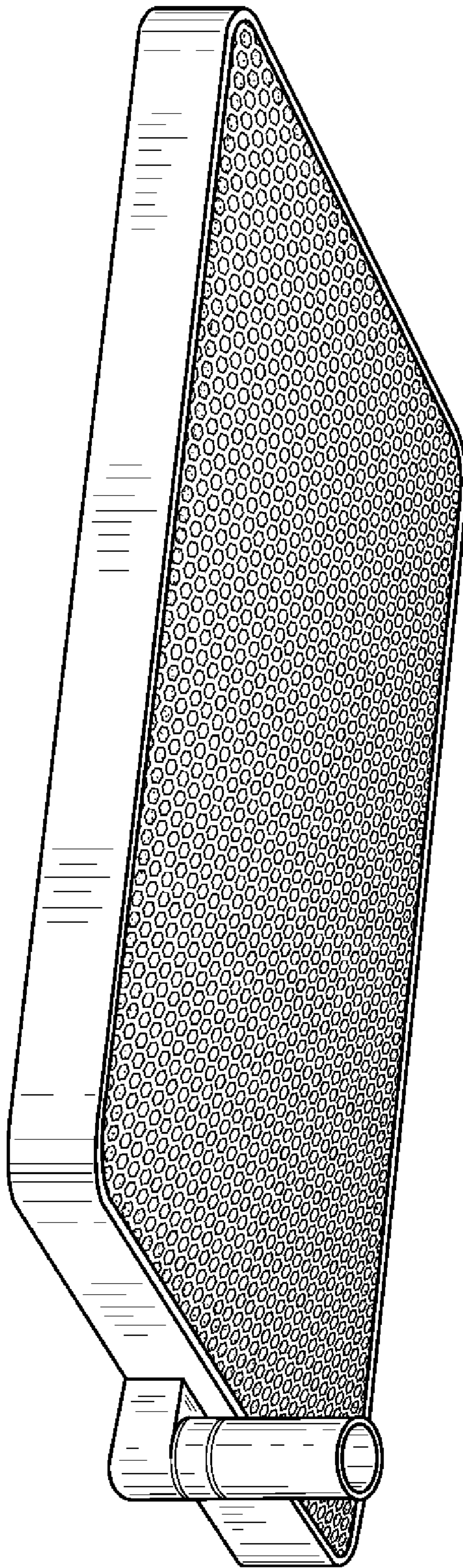
FIG. 6 is an enlarged rear view of the lamp.

FIG. 7 is an upper view of the lamp; and,

FIG. 8 is a bottom view of the lamp.

**1 Claim, 8 Drawing Sheets**





**FIG. 1**



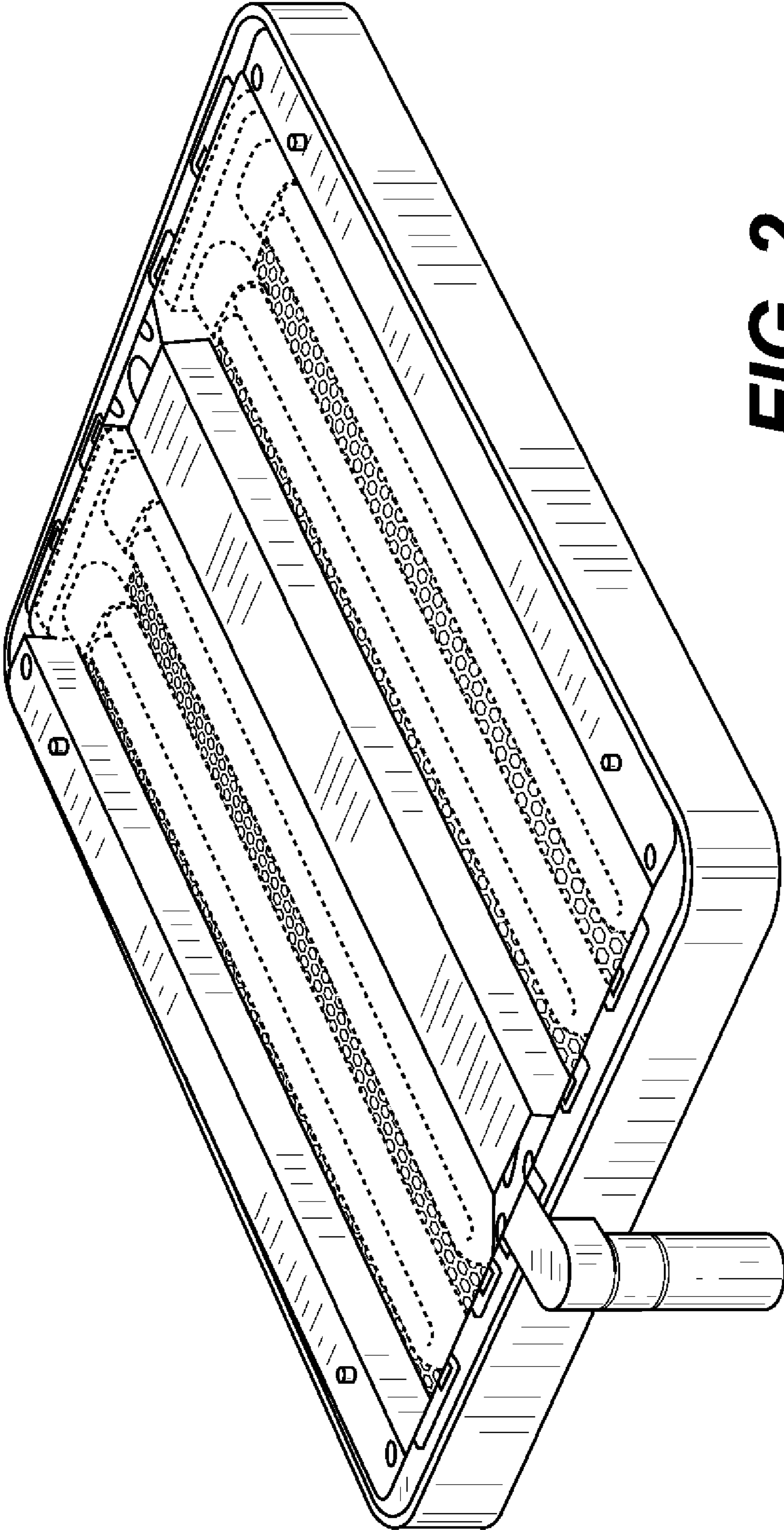

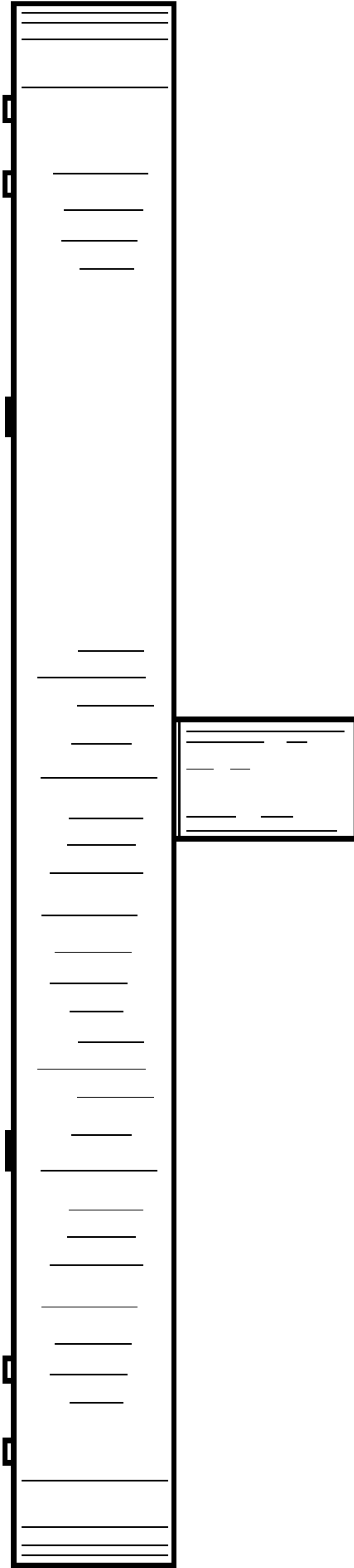



FIG. 2



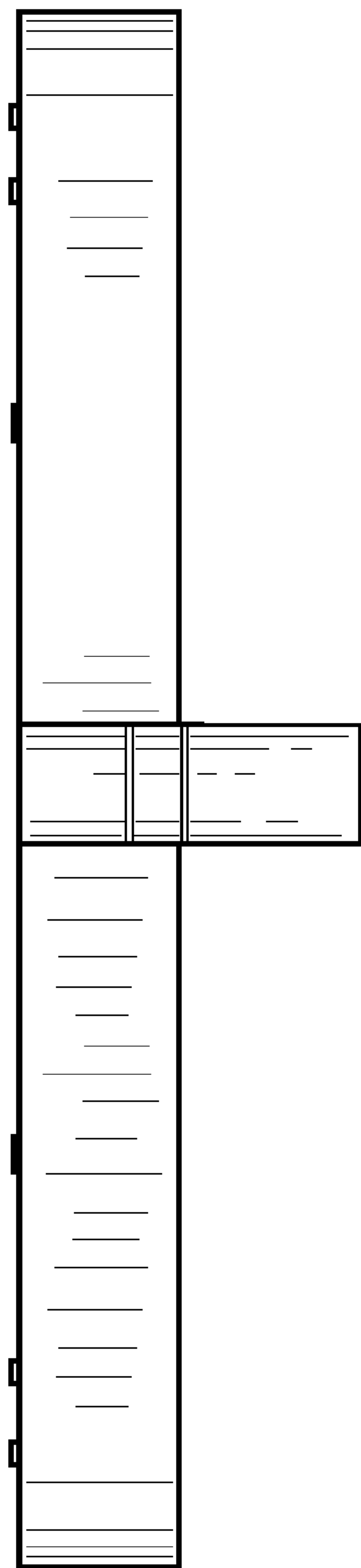
**FIG. 3**



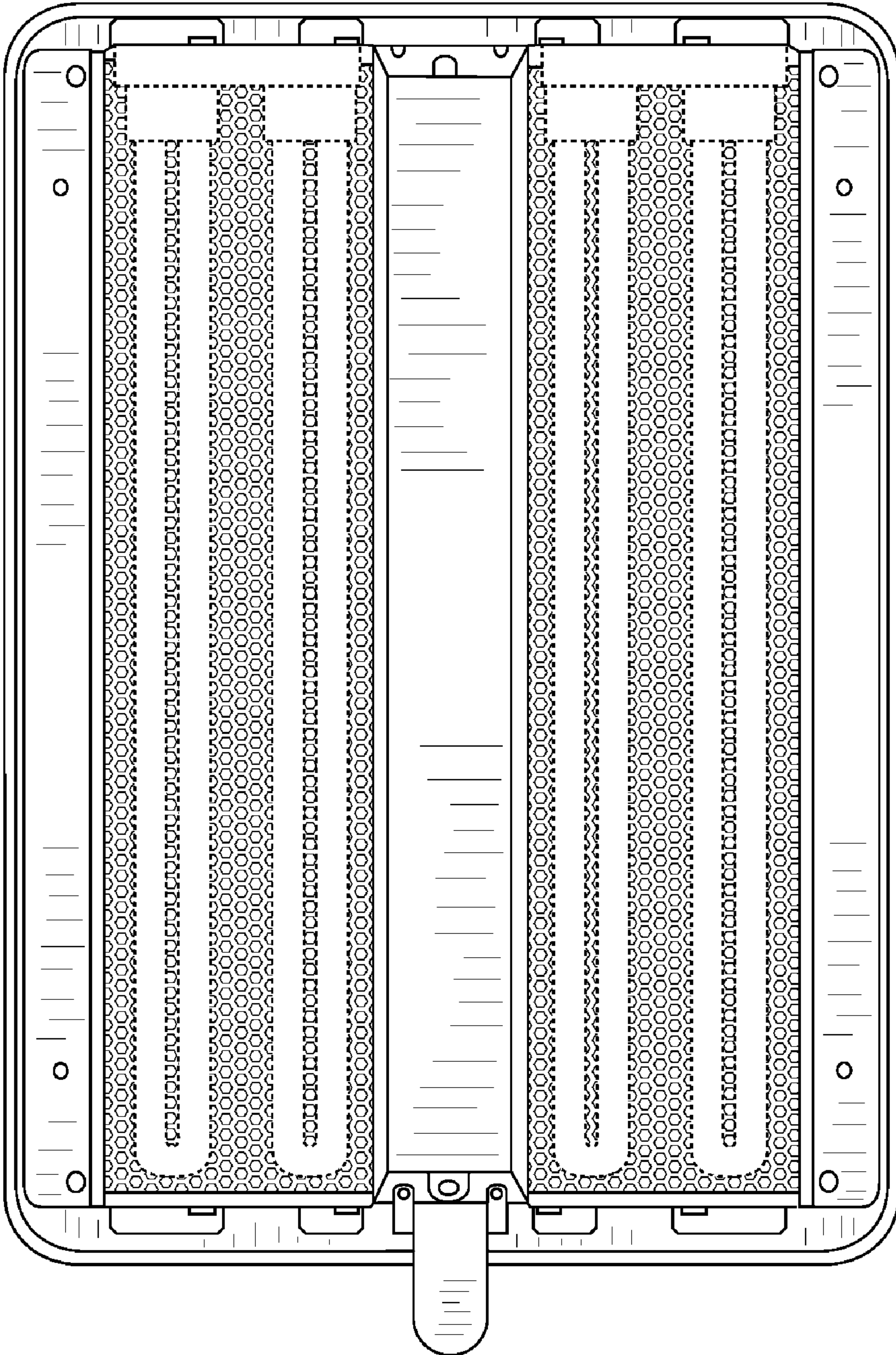
**FIG. 4**



**FIG. 5**

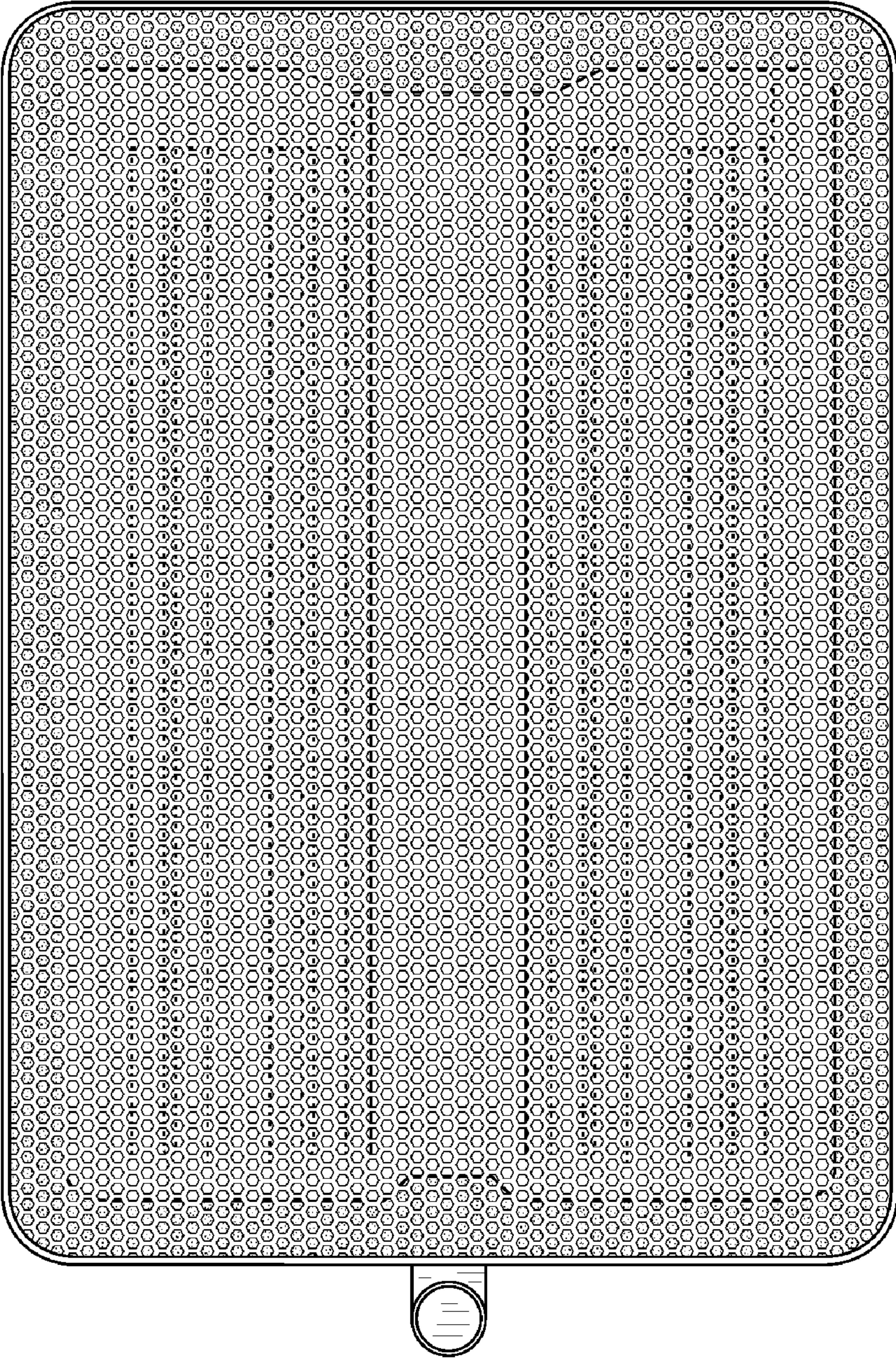


**FIG. 6**



**FIG. 7**





**FIG. 8**