



US00D607591S

(12) **United States Design Patent**
Rivera et al.

(10) **Patent No.:** **US D607,591 S**
(45) **Date of Patent:** **** Jan. 5, 2010**

- (54) **FLASHLIGHT**
- (75) Inventors: **Benjamin C. Rivera**, Lake Oswego, OR (US); **Blair Scott Barnes**, Portland, OR (US); **Rainer Opolka**, Solingen (DE)
- (73) Assignee: **Leatherman Tool Group, Inc.**, Portland, OR (US)
- (**) Term: **14 Years**
- (21) Appl. No.: **29/334,432**
- (22) Filed: **Mar. 26, 2009**

- D501,055 S 1/2005 Packard
- D501,942 S 2/2005 Saunders
- D505,506 S 5/2005 Kolflat
- D507,365 S 7/2005 Chen
- D513,642 S 1/2006 Zhang
- D515,719 S * 2/2006 Shiu D26/37
- D521,666 S 5/2006 Chean
- D521,667 S 5/2006 Chean
- D523,981 S 6/2006 Galli
- D527,126 S 8/2006 Opolka
- D527,481 S 8/2006 Opolka
- D528,689 S 9/2006 Opolka
- D530,438 S 10/2006 Maglica
- D530,439 S 10/2006 Maglica
- D531,743 S 11/2006 Opolka

Related U.S. Application Data

- (62) Division of application No. 29/320,137, filed on Jun. 20, 2008, now Pat. No. Des. 595,440.
- (51) **LOC (9) Cl.** **26-02**
- (52) **U.S. Cl.** **D26/49**
- (58) **Field of Classification Search** D26/37, D26/46, 49, 48, 50; 362/157, 158, 184, 190, 362/194, 195, 200-208
See application file for complete search history.

(Continued)

OTHER PUBLICATIONS

http://upload.wikimedia.org/wikipedia/commons/thumb/3/38/4xcolor_mini_maglite_20050614.jpg/800px..., dated May 21, 2008, 1 page.

(Continued)

Primary Examiner—Ian Simmons
Assistant Examiner—Carissa C Fitts
(74) *Attorney, Agent, or Firm*—Alston & Bird LLP

(56) **References Cited**

U.S. PATENT DOCUMENTS

- D169,981 S 7/1953 Lambert
- 3,890,498 A 6/1975 Toth, Sr.
- D263,170 S 2/1982 Maglica
- 4,577,263 A 3/1986 Maglica
- 4,658,336 A 4/1987 Maglica
- D308,109 S 5/1990 Maglica et al.
- D333,527 S 2/1993 Leung
- D342,333 S 12/1993 Maglica
- D348,112 S 6/1994 Maglica
- D351,245 S 10/1994 Maglica
- D353,217 S 12/1994 Maglica
- D356,651 S 3/1995 Stephen
- D363,361 S 10/1995 Maglica
- D367,721 S 3/1996 Maglica
- 5,586,819 A 12/1996 Bamber et al.
- D488,245 S 4/2004 McDonald et al.

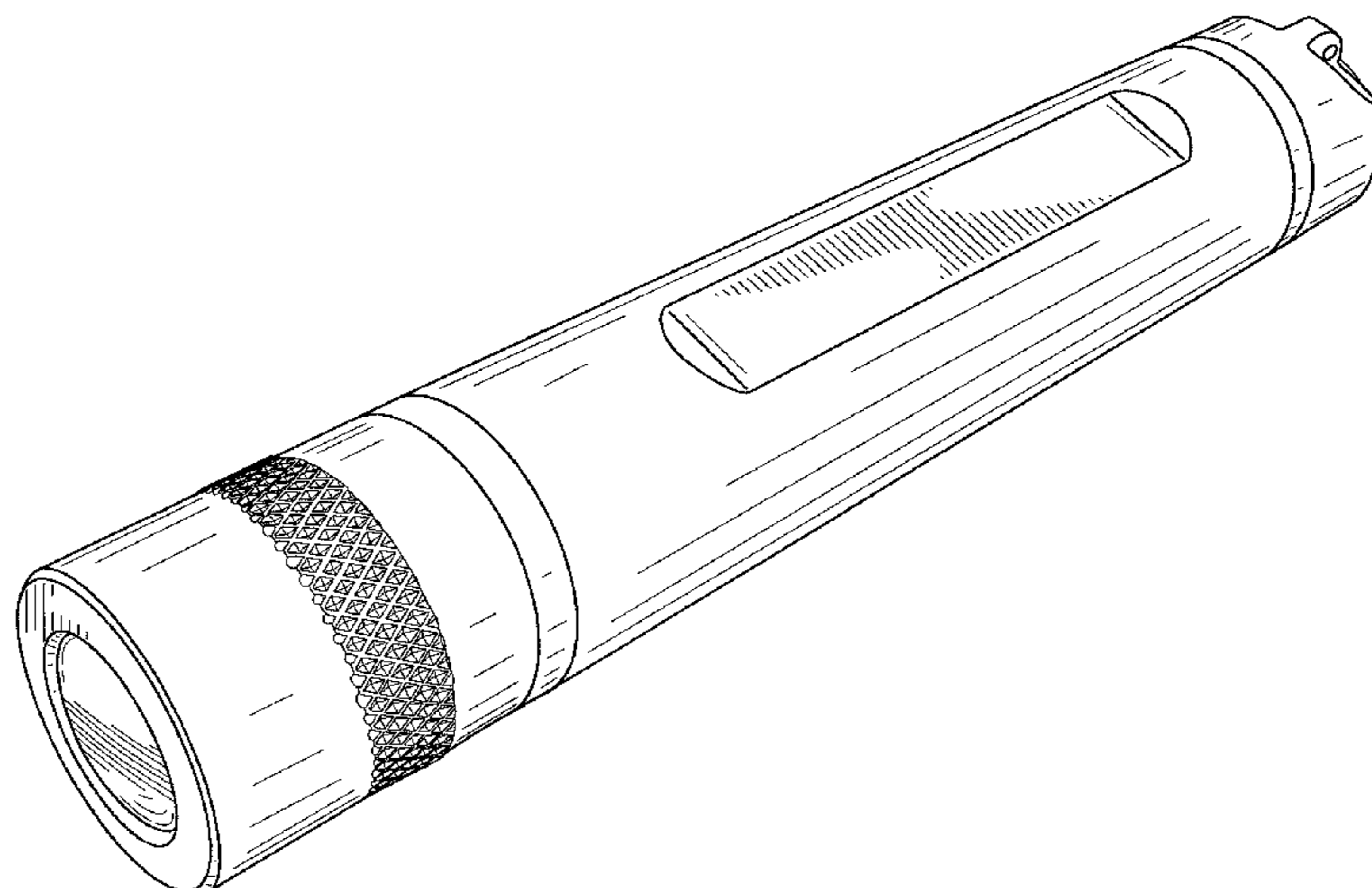
(57) **CLAIM**

The ornamental design for a flashlight, as shown and described.

DESCRIPTION

FIG. 1 is a perspective view of a flashlight according to our new design;
FIG. 2 is a top plan view thereof;
FIG. 3 is a bottom plan view thereof;
FIG. 4 is a left side elevation view thereof, the right side being a mirror image thereof;
FIG. 5 is a front elevation view thereof; and,
FIG. 6 is a rear elevation view thereof.

1 Claim, 3 Drawing Sheets



US D607,591 S

Page 2

U.S. PATENT DOCUMENTS

D532,138 S 11/2006 Wang et al.
D532,543 S 11/2006 Julius et al.
D548,862 S 8/2007 Opolka et al.
D550,447 S 9/2007 Opolka
D551,366 S 9/2007 Galli
D557,839 S 12/2007 Shiu
D557,840 S 12/2007 Shiu
D563,007 S 2/2008 Opolka
D565,770 S 4/2008 Shiu
D567,416 S 4/2008 Shiu
D568,515 S * 5/2008 Liu D26/49
D572,395 S 7/2008 Guelzow et al.
D580,080 S 11/2008 Ho
D583,087 S * 12/2008 Opolka D26/49
D593,239 S * 5/2009 Caniparoli D26/49
D593,240 S * 5/2009 Caniparoli D26/49
D595,440 S * 6/2009 Rivera et al. D26/49
2006/0039139 A1 2/2006 Maglica et al.
2006/0056173 A1 3/2006 Maglica
2006/0245181 A1 11/2006 Maglica

2007/0153506 A1 7/2007 Maglica
2007/0242452 A1 10/2007 Maglica
2008/0112159 A1 5/2008 Maglica

OTHER PUBLICATIONS

<http://upload.wikimedia.org/wikipedia/en/8/82/Minimaglite.jpg>,
dated May 21, 2008, 1 page.
Product Line > Mag Instrument, Inc.—Manufacturer of the Maglite®
Flashlight, available at <http://www.maglite.com/productline.asp>,
dated May 21, 2008, 1 page.
http://www.budgieplace.com/i_maglite.jpg, dated May 21, 2008, 1
page.
http://www.zweibrueder.com/english/images/vquadrat2_579.jpg,
dated May 21, 2008, 1 page.
http://www.zweibrueder.com/english/images/vquadrat_579.jpg,
dated May 21, 2008, 1 page.
http://www.zweibrueder.com/english/images/magic_579.jpg, dated
May 21, 2008, 1 page.
http://www.zweibrueder.com/english/images/frogman2_579.jpg,
dated May 21, 2008, 1 page.

* cited by examiner

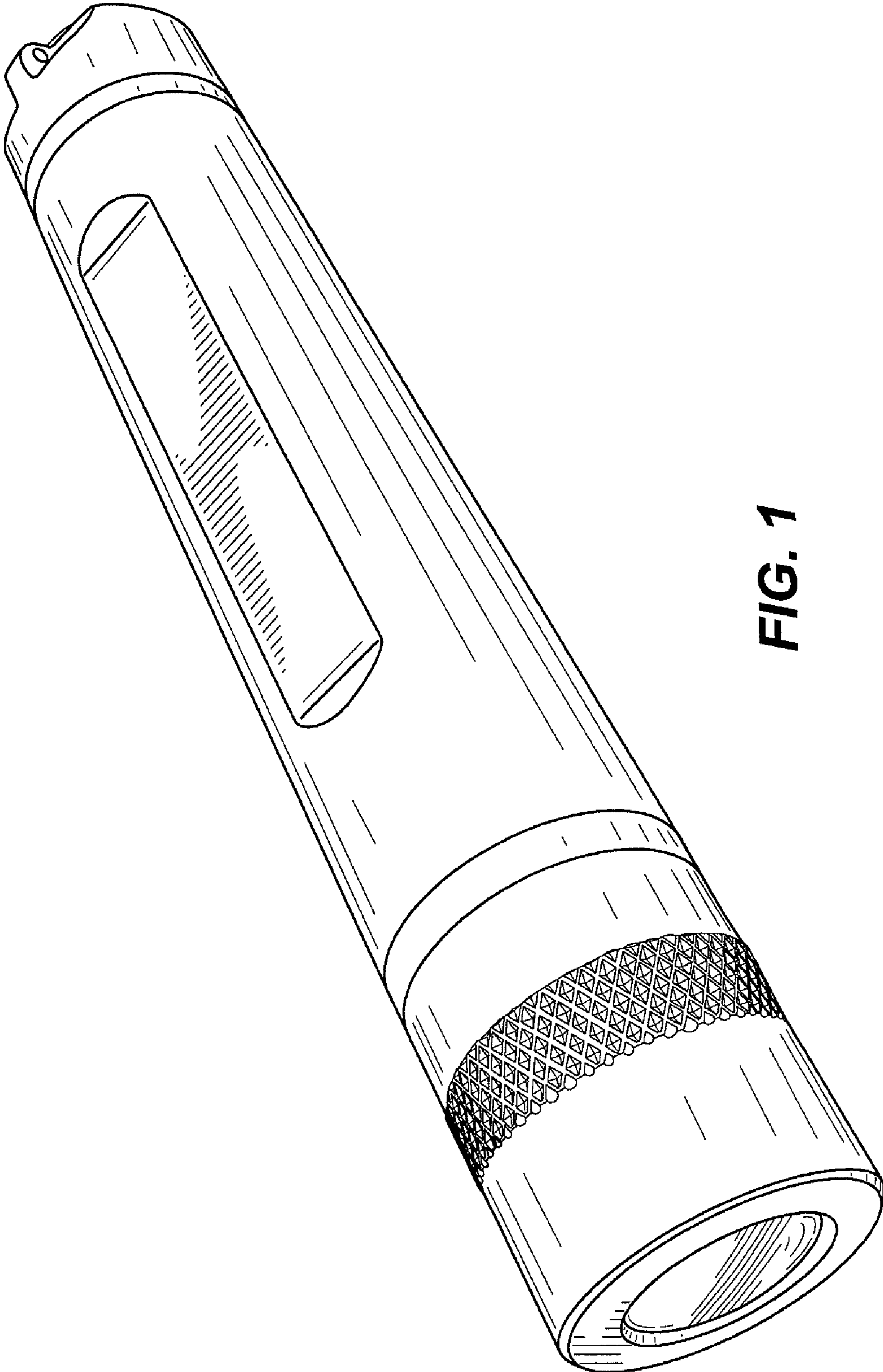


FIG. 1




FIG. 2

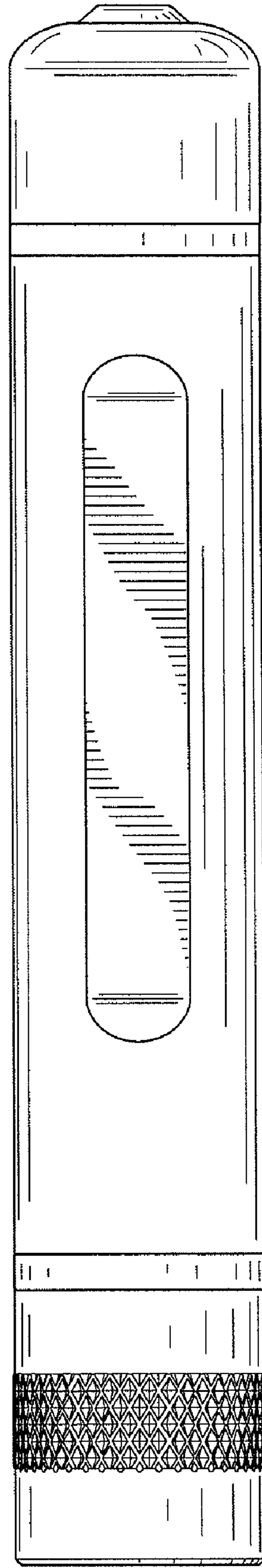


FIG. 3

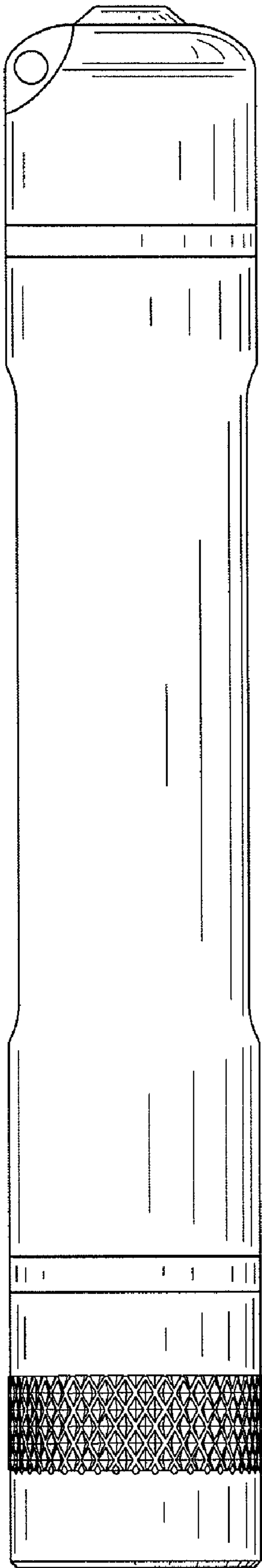


FIG. 4

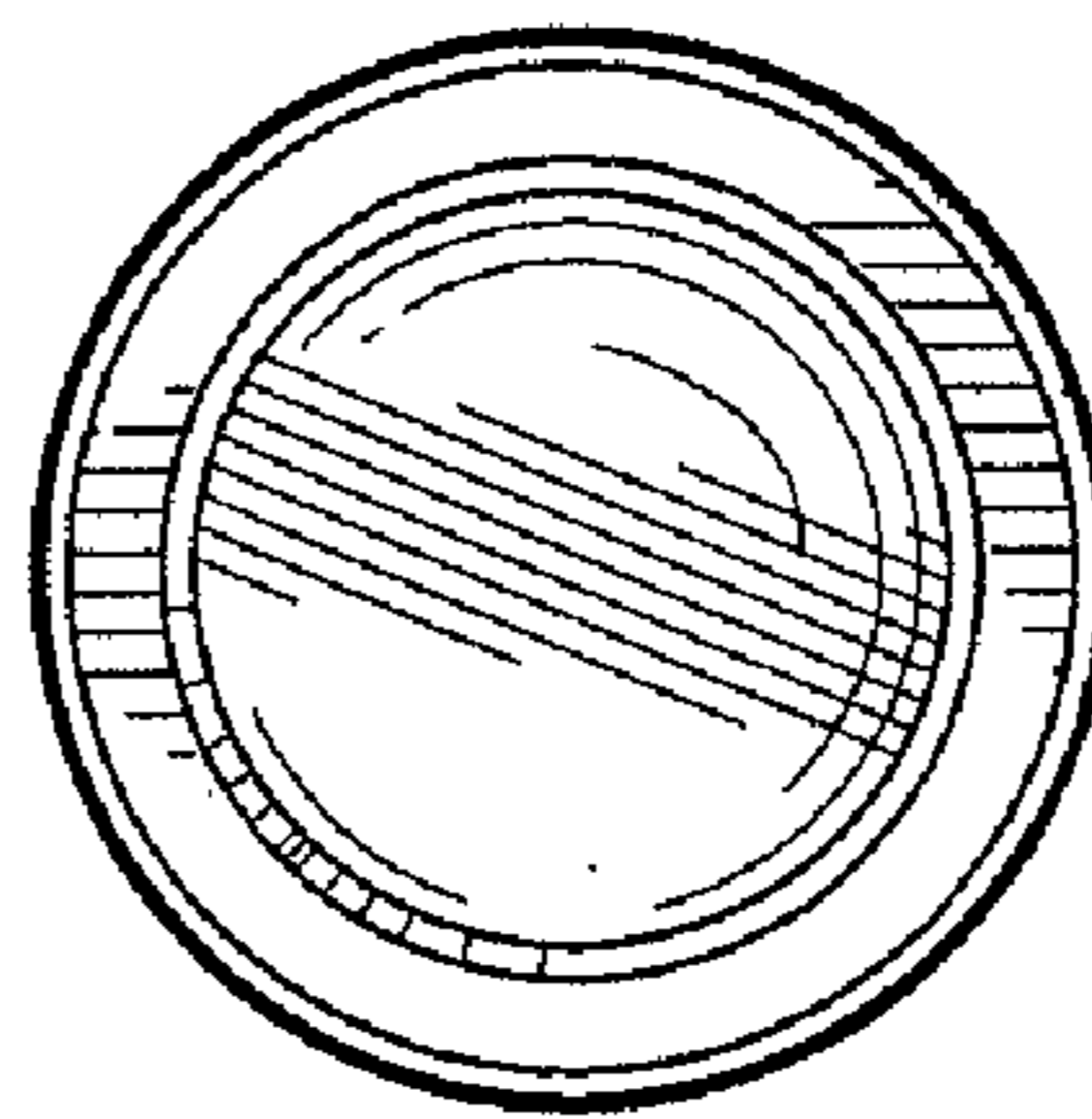


FIG. 5

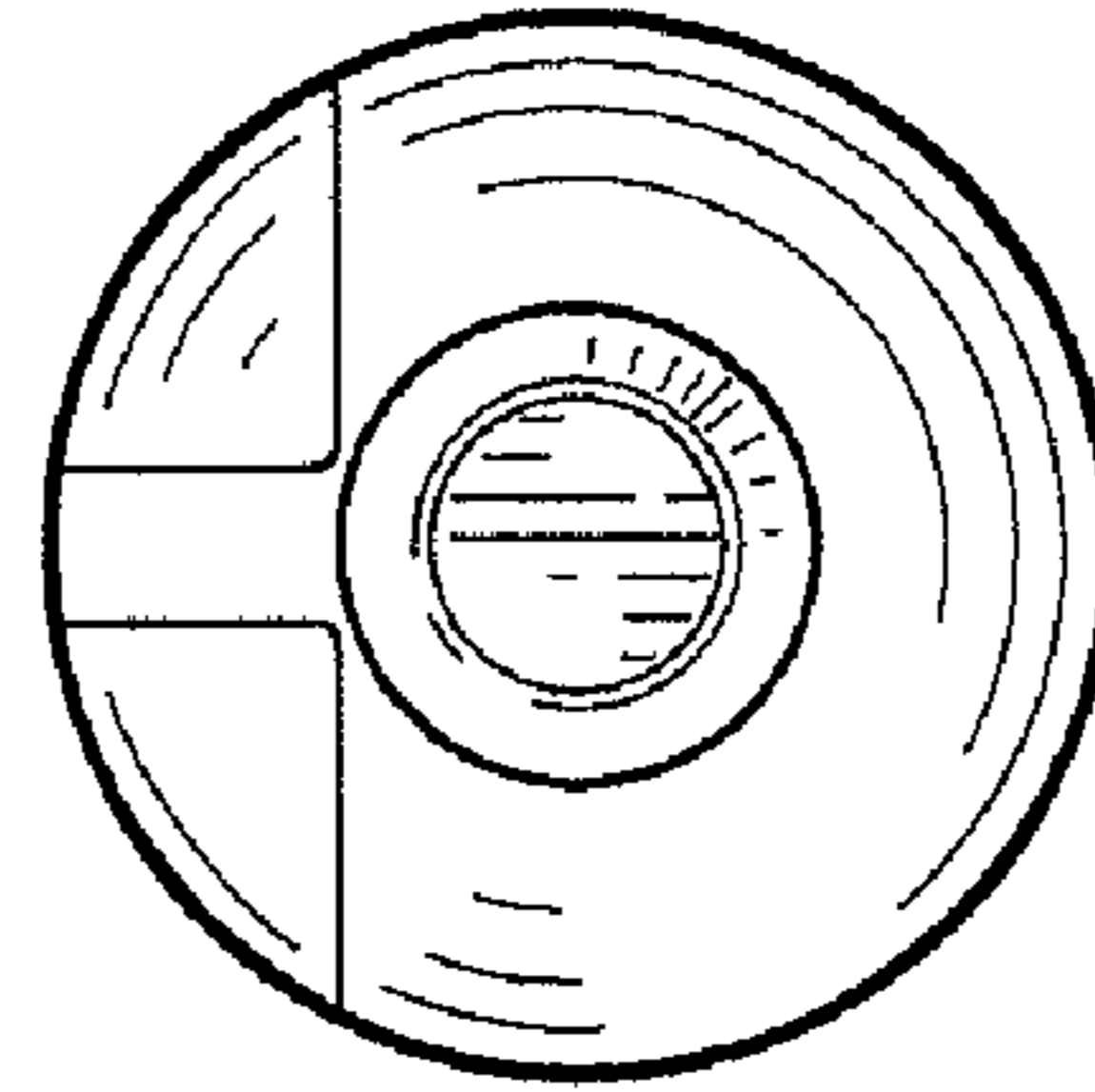


FIG. 6