



US00D607589S

(12) **United States Design Patent**
Mattin et al.

(10) **Patent No.:** **US D607,589 S**
(45) **Date of Patent:** **** Jan. 5, 2010**

(54) **VEHICLE TAILLIGHT**

(75) Inventors: **Stephen Mattin**, Göteborg (SE); **Fedde Talsma**, Göteborg (SE); **Douglas Hall Frasher**, Newbury Park, CA (US)

(73) Assignee: **Ford Global Technologies, LLC**, Dearborn, MI (US)

(**) Term: **14 Years**

(21) Appl. No.: **29/328,064**

(22) Filed: **Nov. 18, 2008**

(51) **LOC (9) Cl.** **26-06**

(52) **U.S. Cl.** **D26/28**

(58) **Field of Classification Search** D26/28-36;
362/459-468, 475-478, 485-487
See application file for complete search history.

(56) **References Cited**

U.S. PATENT DOCUMENTS

D549,363 S *	8/2007	Pfeiffer	D26/28
D553,268 S *	10/2007	Pfeiffer	D26/28
D553,269 S *	10/2007	Pfeiffer et al.	D26/28
D560,292 S *	1/2008	Sato	D26/28
D565,211 S *	3/2008	Haller et al.	D26/28
D570,015 S *	5/2008	Hsu	D26/28
D574,524 S *	8/2008	Tomatsu	D26/28

* cited by examiner

Primary Examiner—Marcus A Jackson

(74) *Attorney, Agent, or Firm*—Damian Porcari

(57) **CLAIM**

An ornamental design for a vehicle taillight, shown and described.

DESCRIPTION

FIG. 1 is a top plan view of a vehicle taillight (the right being a mirror image and is not illustrated);

FIG. 2 is a bottom plan view of the vehicle taillight;

FIG. 3 is front elevational view of the vehicle taillight;

FIG. 4 is a left side elevational view of the vehicle taillight;

FIG. 5 is a perspective view of the vehicle taillight;

FIG. 6 is another perspective view of the vehicle taillight;

FIG. 7 is a rear elevational view of the vehicle taillight; and,

FIG. 8 is a right side view of the vehicle taillight.

The vehicle taillight is styled independently of adjacent vehicle panels. Shading is used to illustrate the curvature of the part and not color. Functional features of the vehicle taillight are not claimed, nor are the reflections thereon. Views are photographs of a vehicle taillight.

1 Claim, 8 Drawing Sheets






Figure 1




Figure 2




Figure 3




Figure 4




Figure 5


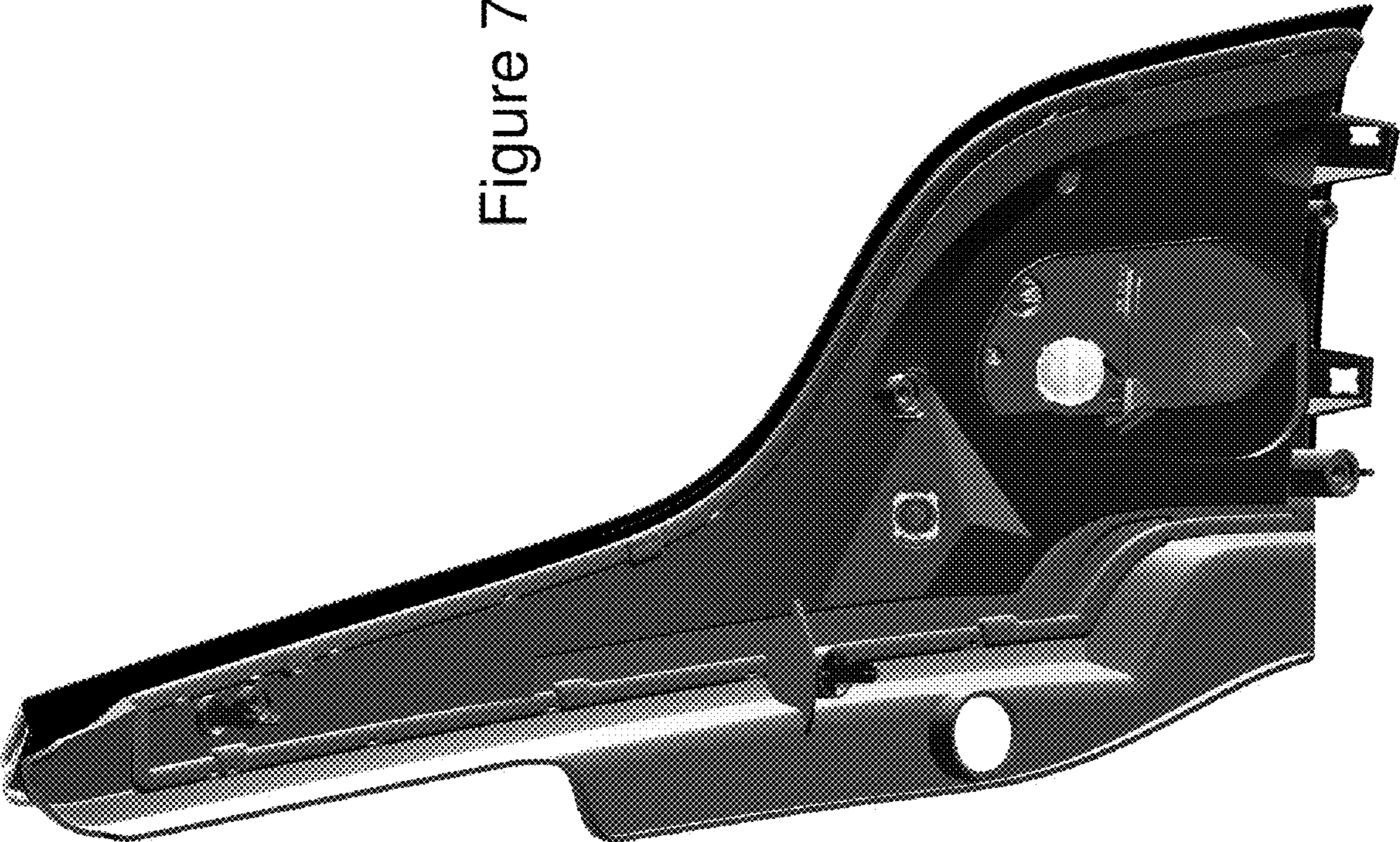


Figure 6

Figure 7






Figure 8