



US00D607585S

(12) **United States Design Patent**
Larson

(10) **Patent No.:** **US D607,585 S**
(45) **Date of Patent:** **** Jan. 5, 2010**

(54) **MUSEUM WALL PANEL**

(75) Inventor: **Mitch Larson**, Sparta, WI (US)

(73) Assignee: **Gage Corporation, Int.**, Sparta, WI (US)

(**) Term: **14 Years**

(21) Appl. No.: **29/332,089**

(22) Filed: **Feb. 9, 2009**

(51) **LOC (9) Cl.** **25-01**

(52) **U.S. Cl.** **D25/138**

(58) **Field of Classification Search** D25/138-164,
D25/100, 121; 52/518-529, 533-534, 536,
52/541, 545, 547, 555, 557, 535, 578, 539,
52/530, 674, 542; D5/53

See application file for complete search history.

(56) **References Cited**

U.S. PATENT DOCUMENTS

D25,330 S * 3/1896 Caldwell D25/143
D108,573 S * 2/1938 Jackson D5/53
3,362,125 A * 1/1968 Daly D25/153

3,458,168 A * 7/1969 White 52/674
D569,012 S * 5/2008 Ellis D25/138
D579,586 S * 10/2008 Mattingly D25/138

* cited by examiner

Primary Examiner—Catherine R Oliver

(74) *Attorney, Agent, or Firm*—Charles S. Sara, Esq.; DeWitt Ross & Stevens, S.C.

(57) **CLAIM**

The ornamental design for a museum wall panel, as shown and described.

DESCRIPTION

FIG. 1 is a front perspective view of a museum wall panel showing my design;

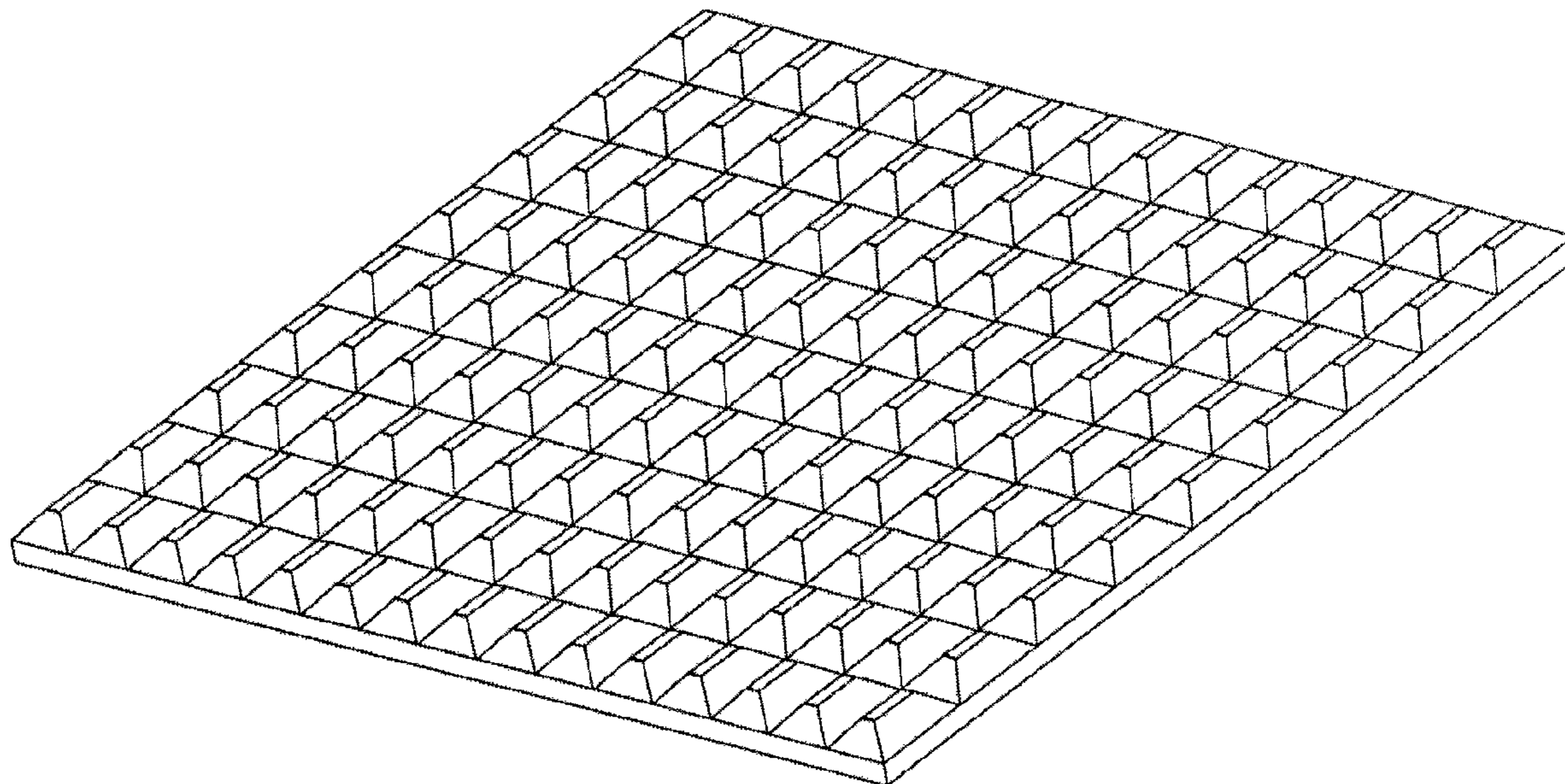
FIG. 2 is a front elevational view thereof.

FIG. 3 is a left side elevational view, the right side elevational view being a mirror image.

FIG. 4 is a top plan view thereof, the bottom plan view being a mirror image; and,

FIG. 5 is a rear elevational view thereof.

1 Claim, 4 Drawing Sheets



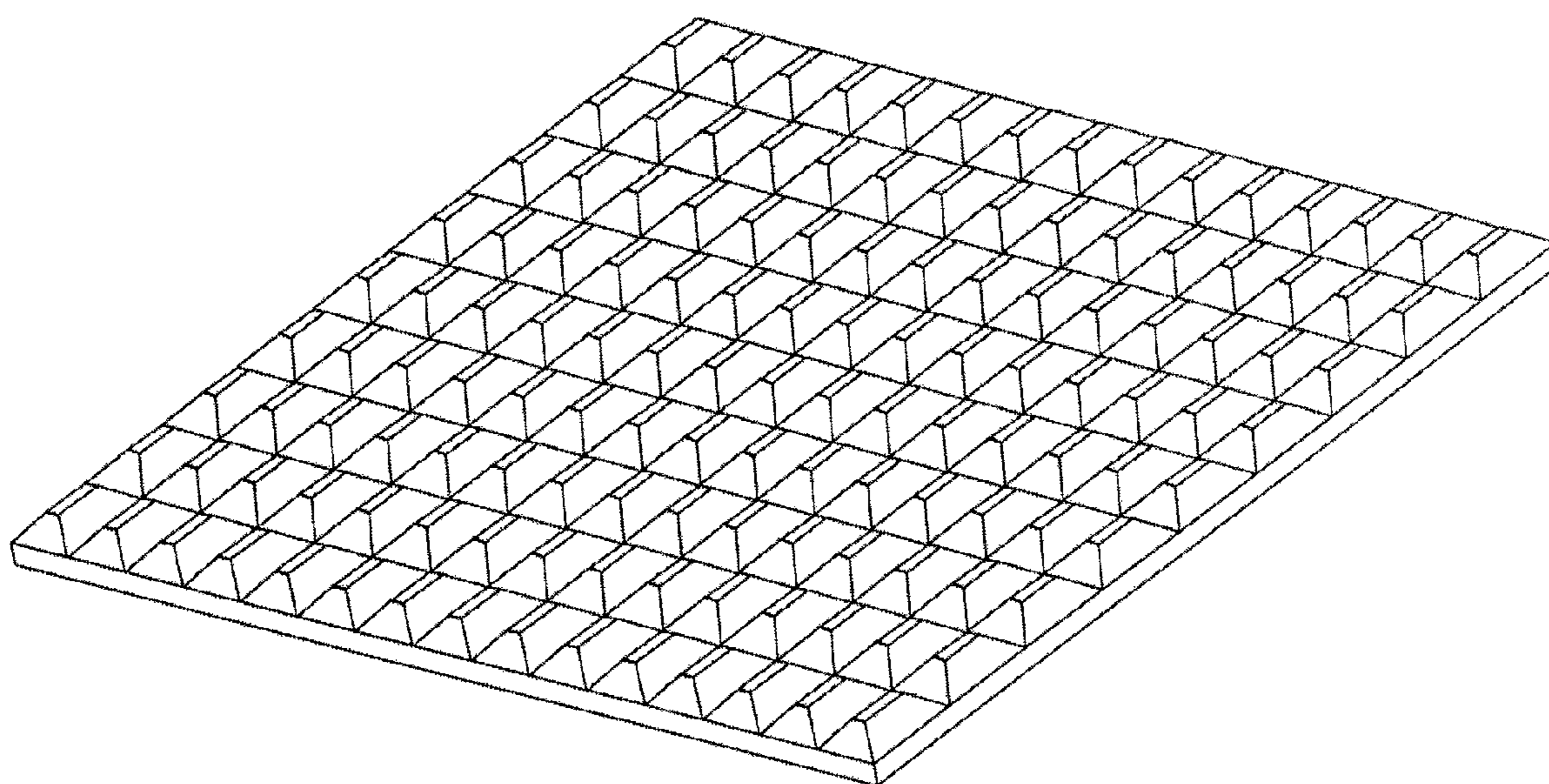


FIG. 1




FIG. 2



FIG. 3



FIG. 4




FIG. 5