



US00D607579S

(12) **United States Design Patent**
Walsh et al.

(10) **Patent No.:** **US D607,579 S**
(45) **Date of Patent:** **** Jan. 5, 2010**

(54) **DOOR FACING**

(75) Inventors: **Jason M. Walsh**, Batavia, IL (US);
Steven K. Lynch, St. Charles, IL (US);
Mark A. Ruggie, Franklin Park, IL (US)

(73) Assignee: **Masonite Corporation**, Tampa, FL (US)

(**) Term: **14 Years**

(21) Appl. No.: **29/337,569**

(22) Filed: **May 26, 2009**

Related U.S. Application Data

(62) Division of application No. 29/328,761, filed on Dec. 2, 2008, now Pat. No. Des. 593,212, which is a division of application No. 29/306,259, filed on Apr. 4, 2008, now Pat. No. Des. 582,051, which is a division of application No. 29/273,610, filed on Mar. 9, 2007, now Pat. No. Des. 566,294.

(51) **LOC (9) Cl.** **25-02**

(52) **U.S. Cl.** **D25/48; D25/138; D25/47**

(58) **Field of Classification Search** D25/138,
D25/48, 49, 47; 52/455, 456, 311, 311.2,
52/764, 784.1, 630, 311.3, 782.1, 313, 457,
52/458, 474, 475.1, 778, 507, 779, 473, 73.1;
49/504, 501, DIG. 2, 74.1; 428/45

See application file for complete search history.

(56) **References Cited**

U.S. PATENT DOCUMENTS

934,530 A 9/1909 Holzer
5,392,577 A * 2/1995 D'Onofrio et al. 52/473

D370,269 S 5/1996 Schafernak
D389,922 S 1/1998 Lee
D399,324 S * 10/1998 Tazbaz D25/47
6,615,558 B2 9/2003 Libby et al.
D495,061 S 8/2004 Lynch et al.
6,865,846 B2 3/2005 Hsu

* cited by examiner

Primary Examiner—Doris Clark

(74) *Attorney, Agent, or Firm*—Berenato & White

(57) **CLAIM**

The ornamental design for a door facing, as shown and described.

DESCRIPTION

FIG. 1 is a front elevational view of our design in which portions of the article depicted in broken lines form no part of the design;

FIG. 2 is a fragmentary cross-sectional view taken along the line 2—2 of FIG. 1;

FIG. 3 is a fragmentary cross-sectional view taken along the line 3—3 of FIG. 1;

FIG. 4 is a rear elevational view in which portions of the article depicted in broken lines form no part of the design;

FIG. 5 is a left side elevational with the right side being a mirror image thereof in which portions of the article depicted in broken lines form no part of the design;

FIG. 6 is a top plan view in which portions of the article depicted in broken lines form no part of the design; and,

FIG. 7 is a bottom plan view.

1 Claim, 3 Drawing Sheets

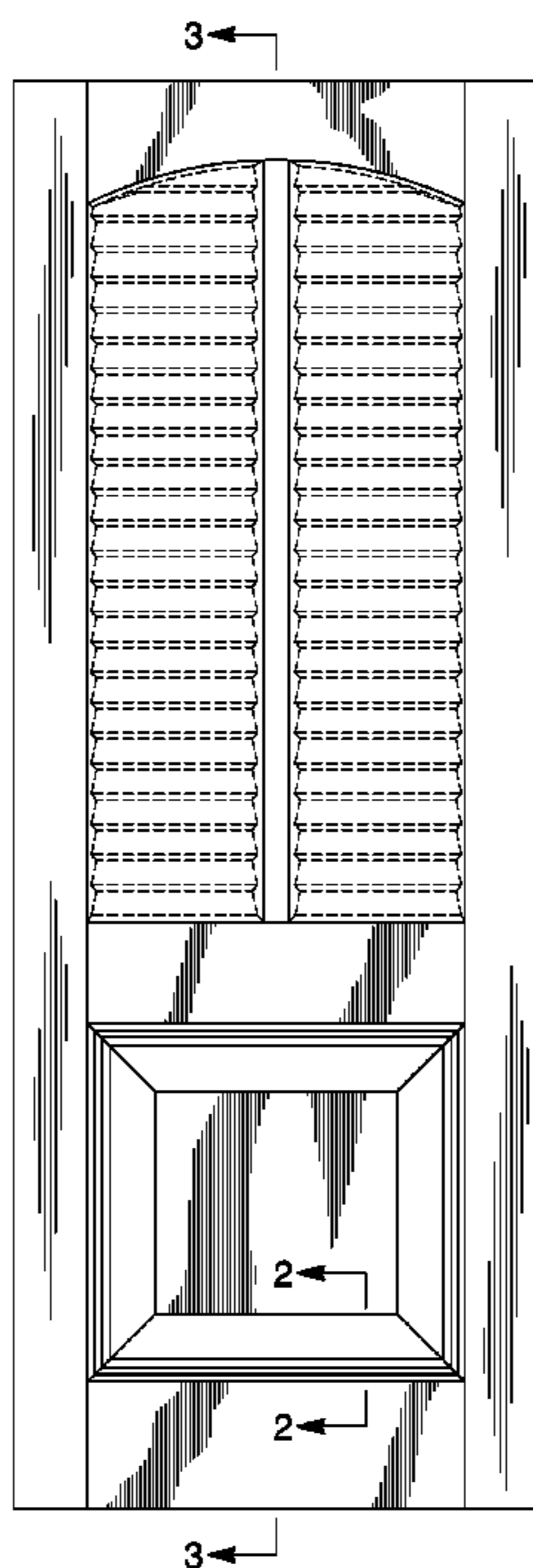


Fig. 1

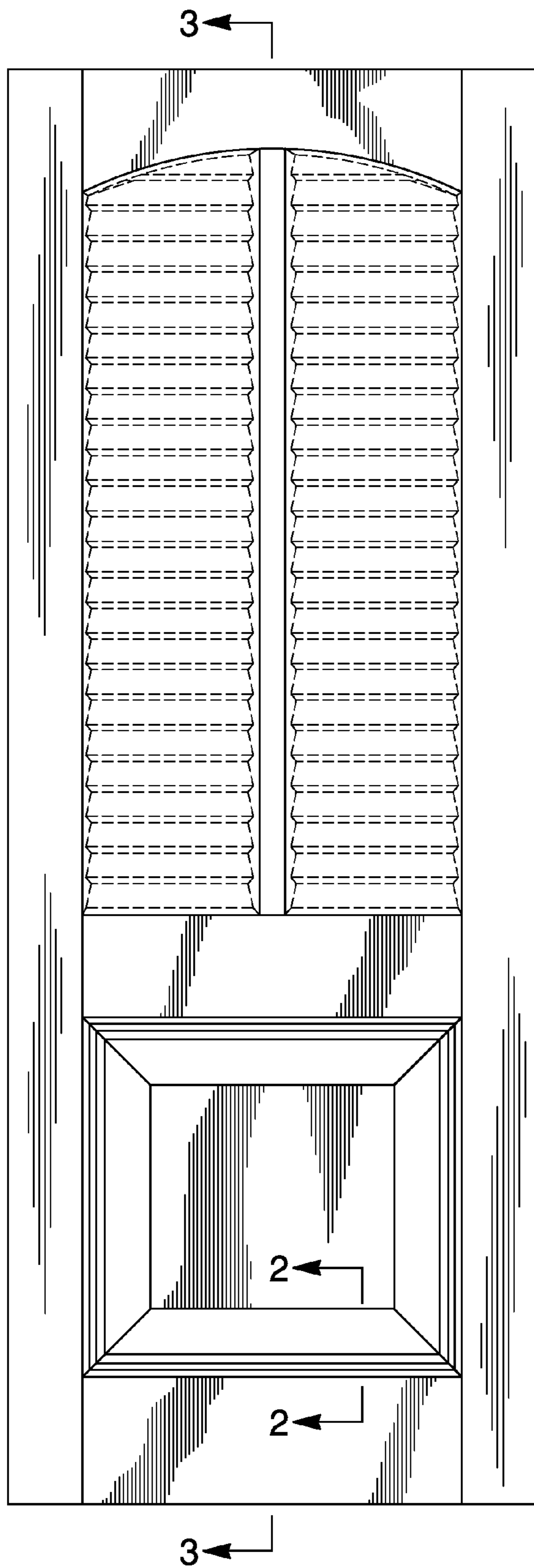


Fig. 2

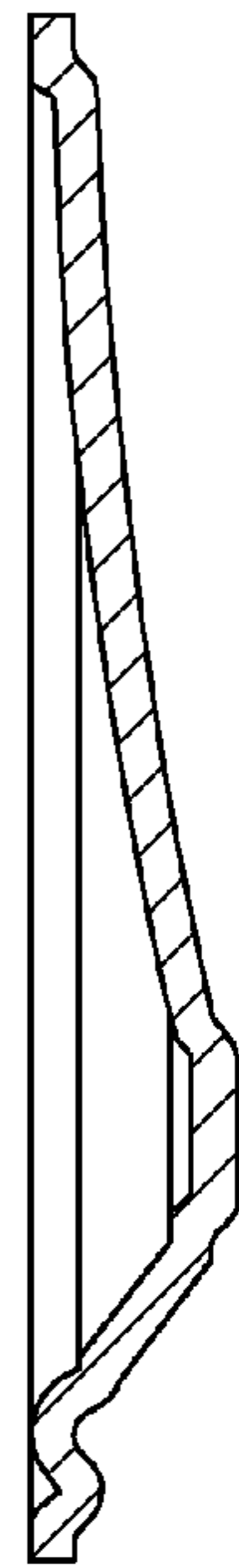


Fig. 3



Fig. 4

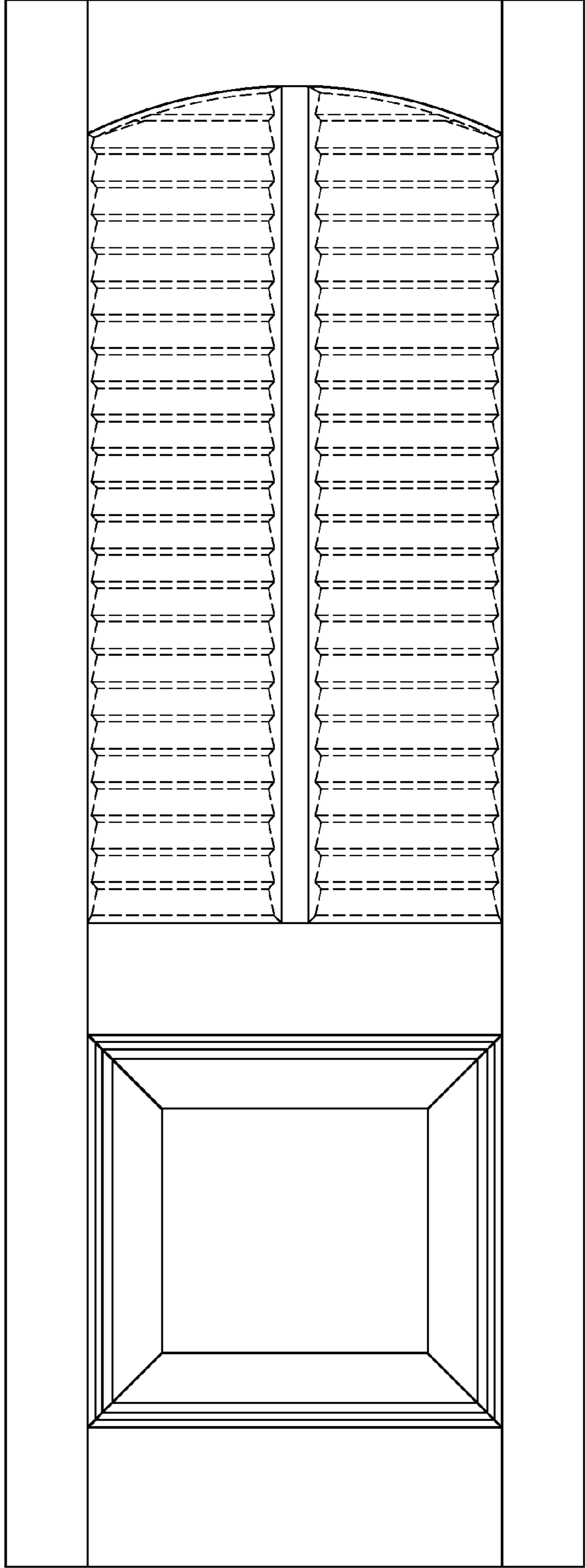


Fig. 5



Fig. 6



Fig. 7

