



US00D607568S

(12) **United States Design Patent**  
**Stevens**

(10) **Patent No.:** **US D607,568 S**

(45) **Date of Patent:** **\*\* Jan. 5, 2010**

(54) **PAD FOR ORTHODONTIC BRACKET**

(76) **Inventor:** **Clarke Stevens**, 6705 Underwood Ave.,  
Omaha, NE (US) 68132

(\*\*) **Term:** **14 Years**

(21) **Appl. No.:** **29/318,800**

(22) **Filed:** **May 28, 2008**

(51) **LOC (9) Cl.** ..... **24-04**

(52) **U.S. Cl.** ..... **D24/180**

(58) **Field of Classification Search** ..... D24/155,  
D24/156, 180, 176; D8/387, 176; 433/173,  
433/176, 18, 174, 11, 9; 606/304, 74, 72;  
D21/780, 694

See application file for complete search history.

(56) **References Cited**

**U.S. PATENT DOCUMENTS**

4,355,975	A *	10/1982	Fujita	.....	433/11
D367,116	S *	2/1996	Viazis	.....	D24/180
D383,844	S *	9/1997	Kelly	.....	D24/180
D412,363	S *	7/1999	Stevens	.....	D24/180
D412,579	S *	8/1999	Stevens	.....	D24/180
D412,988	S *	8/1999	Stevens	.....	D24/180
5,967,773	A *	10/1999	Roman et al.	.....	433/11
D444,238	S *	6/2001	Stevens	.....	D24/180
D447,804	S *	9/2001	Stevens	.....	D24/180

D479,295 S \* 9/2003 Vesledahl ..... D21/780  
6,712,607 B2 \* 3/2004 Andreiko ..... 433/9

\* cited by examiner

*Primary Examiner*—Charles A Rademaker

(74) *Attorney, Agent, or Firm*—Stinson Morrison Hecker  
LLP

(57) **CLAIM**

The ornamental design for a pad for orthodontic bracket, as shown and described.

**DESCRIPTION**

FIG. 1 is a perspective view of the pad for an orthodontic bracket showing my new design;

FIG. 2 is an enlarged perspective view of the pad on a bracket;

FIG. 3 is an enlarged top plan view thereof;

FIG. 4 is an enlarged front elevational view thereof;

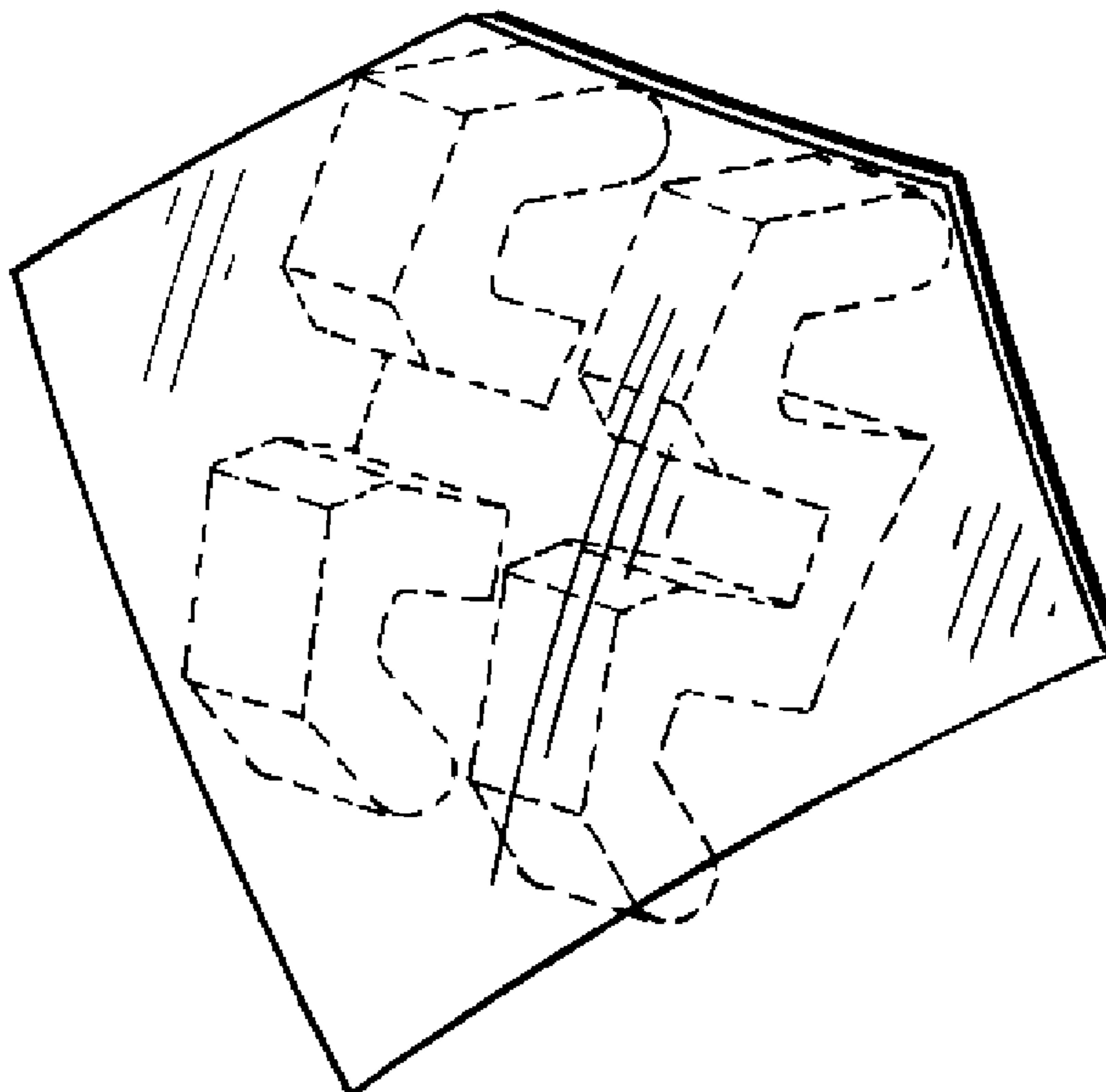
FIG. 5 is an elevational view taken from the right side of FIG. 4, the left elevational view being a mirror image thereof;

FIG. 6 is an enlarged bottom plan view thereof; and,

FIG. 7 is an enlarged rear elevational view thereof.

The broken lines shown in FIGS. 1 and 2 are included for the purpose of illustrating environmental structure only, and form no part of the claimed design.

**1 Claim, 2 Drawing Sheets**



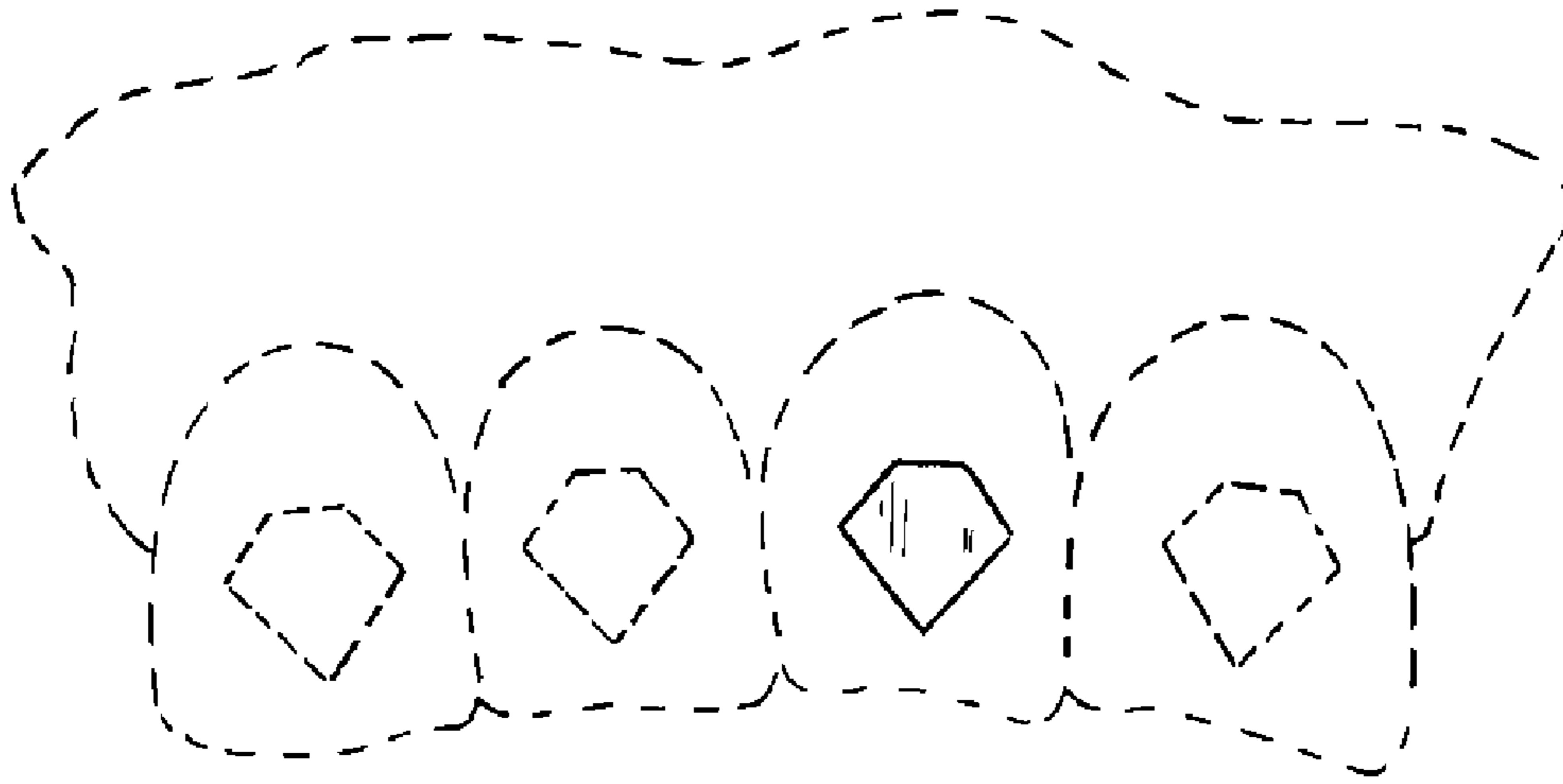


FIG. 1

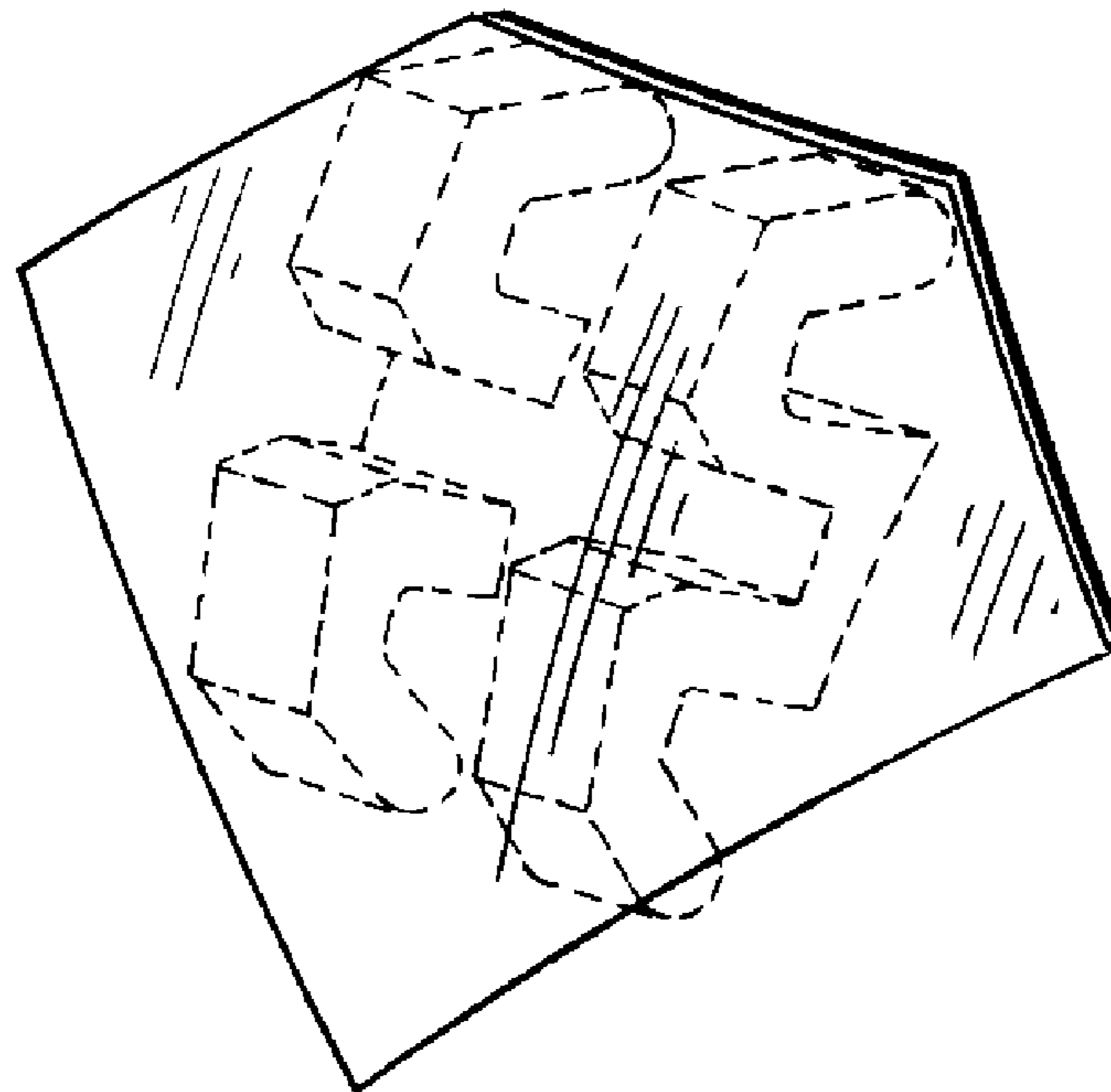


FIG. 2



FIG. 3

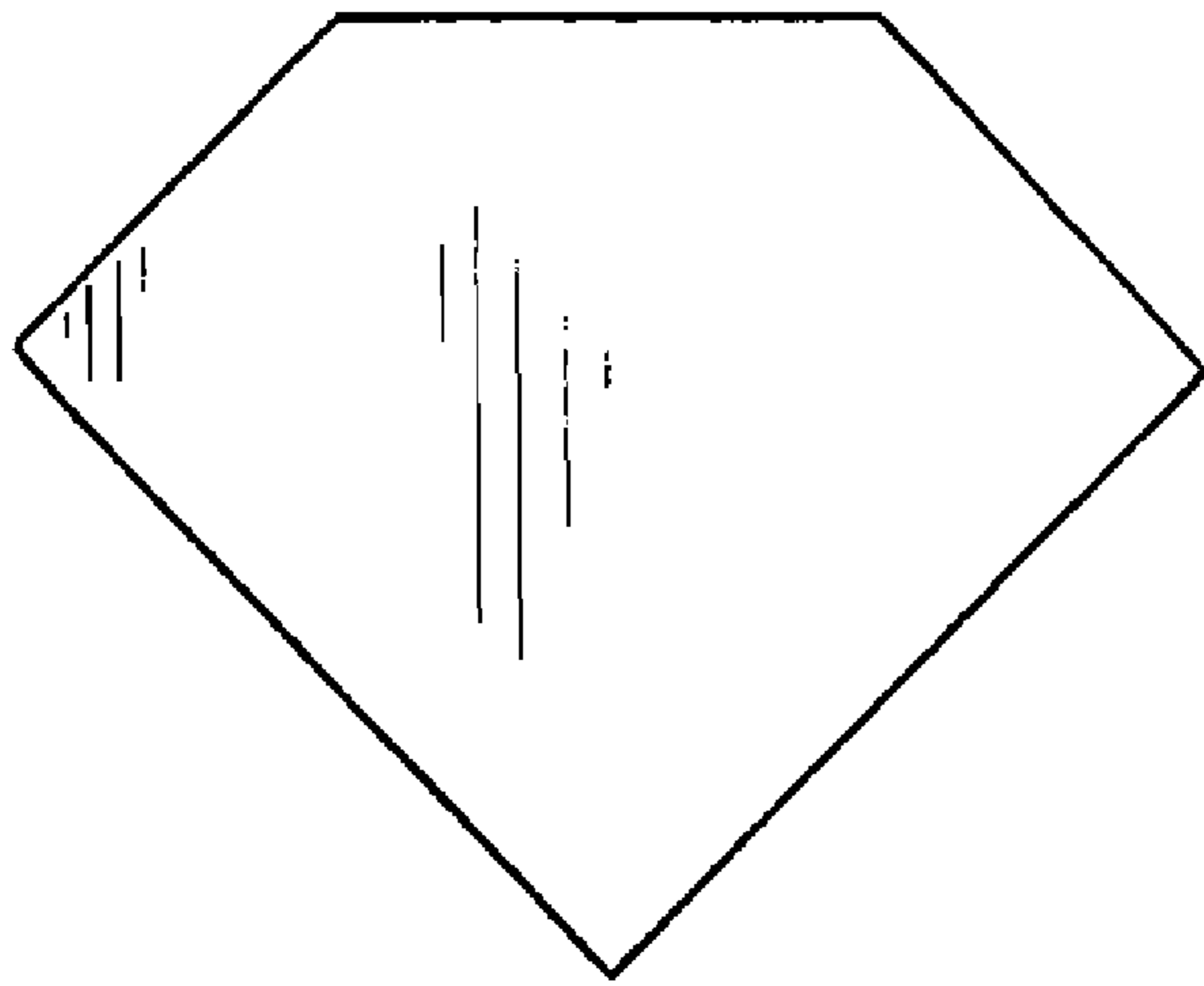


FIG. 4



FIG. 5



FIG. 6

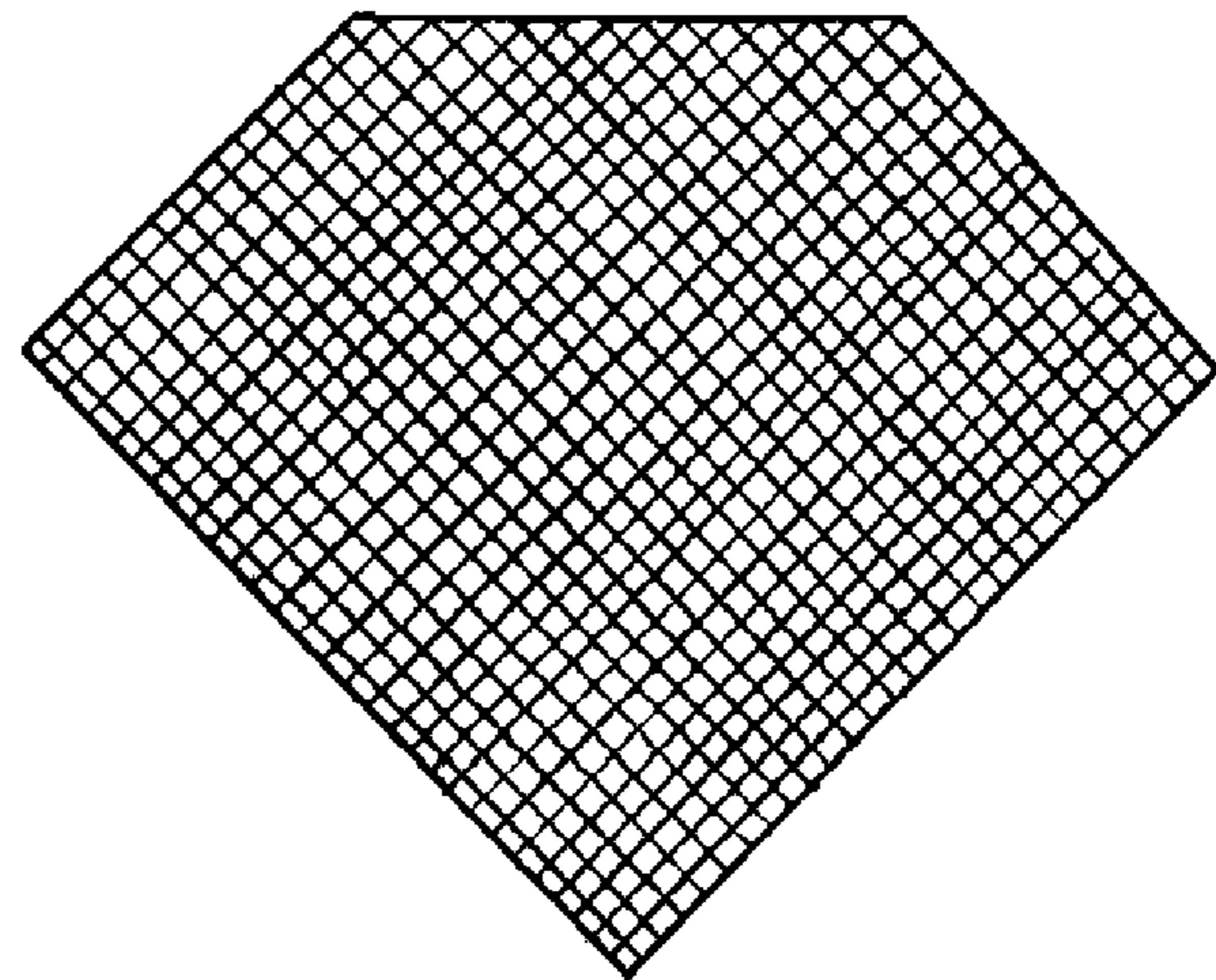


FIG. 7