



US00D607530S

(12) **United States Design Patent**
Craffey

(10) **Patent No.:** **US D607,530 S**

(45) **Date of Patent:** **** Jan. 5, 2010**

(54) **KNIFE**

(75) Inventor: **W. Thomas Craffey**, Oldtown, ID (US)

(73) Assignee: **Personal Protective Systems, Inc.**,
Coeur D'Alene, ID (US)

(**) Term: **14 Years**

(21) Appl. No.: **29/330,817**

(22) Filed: **Jan. 14, 2009**

(51) **LOC (9) Cl.** **22-02**

(52) **U.S. Cl.** **D22/118**

(58) **Field of Classification Search** D22/118;
D8/98, 99, 107; D7/649, 401.2; 30/294,
30/314, 340, 151

See application file for complete search history.

(56) **References Cited**

U.S. PATENT DOCUMENTS

4,622,707	A *	11/1986	Finn	7/158
D317,037	S *	5/1991	Koshiishi	D22/118
D383,519	S *	9/1997	Lainhart	D22/118
5,724,739	A *	3/1998	Hutton	30/356
D409,269	S *	5/1999	Carson et al.	D22/118
D446,571	S *	8/2001	Frazer	D22/118

D473,617	S *	4/2003	Rae	D22/118
D479,104	S *	9/2003	Onion	D7/649
6,625,890	B2 *	9/2003	Hufnagel et al.	30/344
D548,814	S *	8/2007	Fuller	D22/118
D552,429	S *	10/2007	Onion	D7/649
D564,305	S *	3/2008	Chisholm	D7/649
D573,682	S *	7/2008	Martinez	D22/118

* cited by examiner

Primary Examiner—Philip S Hyder

(74) *Attorney, Agent, or Firm*—Michael F. Hughes; Hughes Law Firm, PLLC

(57) **CLAIM**

The ornamental design for a knife, as shown.

DESCRIPTION

FIG. 1 is an upper perspective view of a knife according to the present invention.

FIG. 2 is a top view of the knife of FIG. 1.

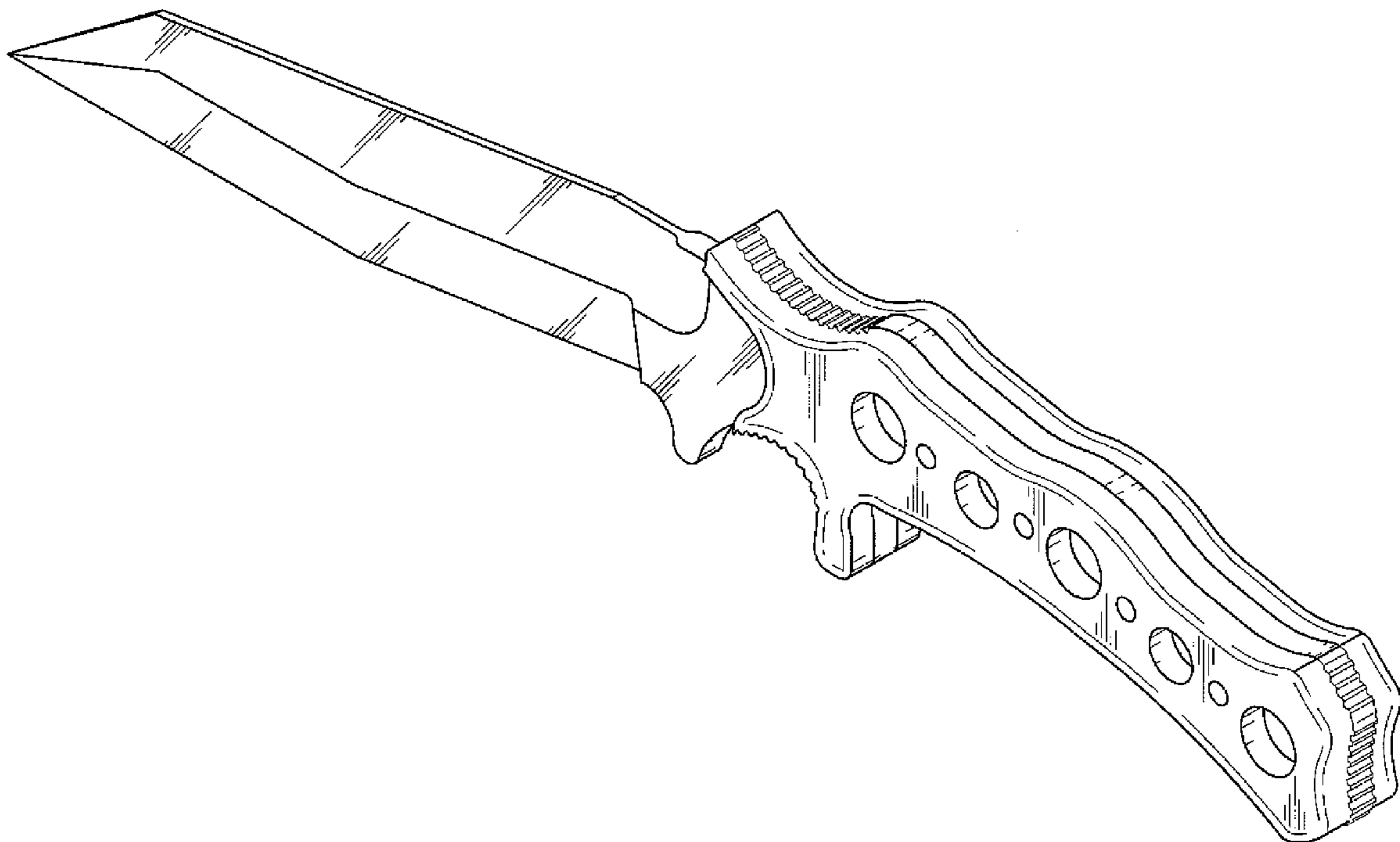
FIG. 3 is a side view of the knife of FIG. 1.

FIG. 4 is a bottom view of the knife of FIG. 1.

FIG. 5 is a front view of the knife of FIG. 1; and,

FIG. 6 is a rear view of the knife of FIG. 1.

1 Claim, 3 Drawing Sheets



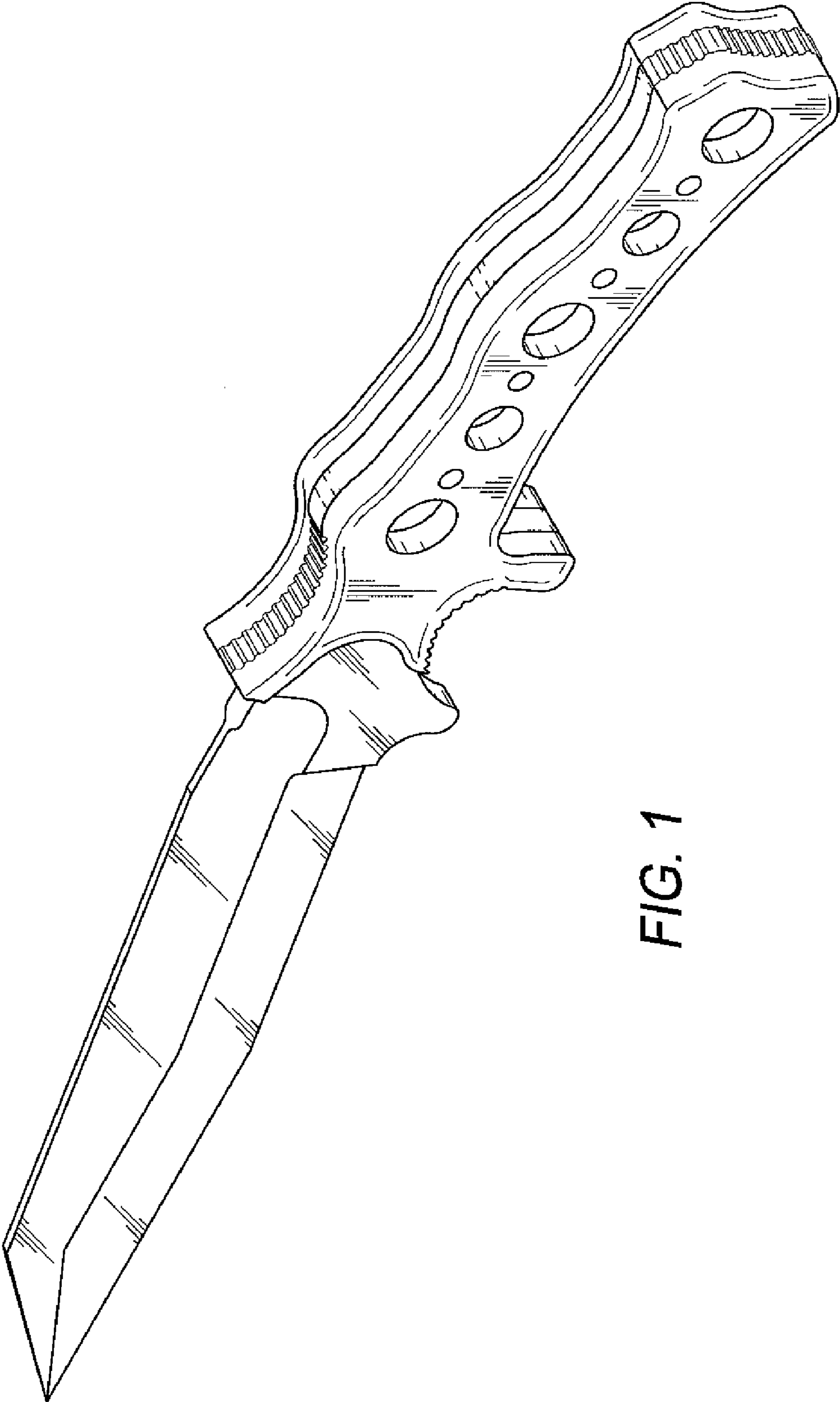


FIG. 1

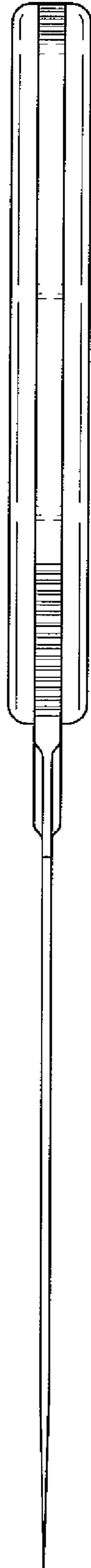


FIG. 2

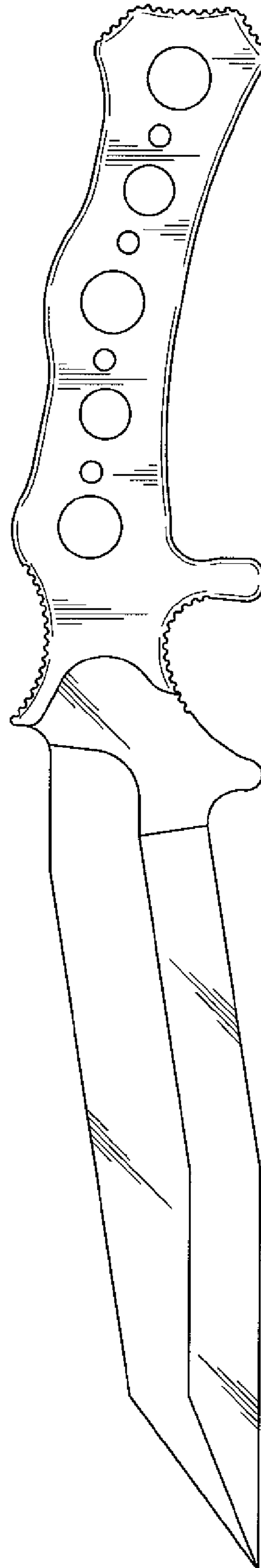


FIG. 3

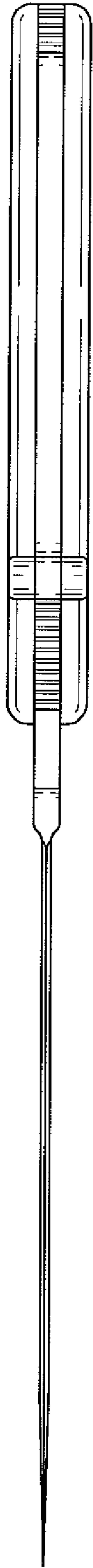


FIG. 4




FIG. 5



FIG. 6