

US00D607529S

(12) **United States Design Patent**
Craffey

(10) **Patent No.:** **US D607,529 S**

(45) **Date of Patent:** **** Jan. 5, 2010**

(54) **KNIFE**

(75) Inventor: **W. Thomas Craffey**, Oldtown, ID (US)

(73) Assignee: **Personal Protective Systems, Inc.**,
Coeur D'Alene, ID (US)

(**) Term: **14 Years**

(21) Appl. No.: **29/330,814**

(22) Filed: **Jan. 14, 2009**

(51) **LOC (9) Cl.** **22-02**

(52) **U.S. Cl.** **D22/118**

(58) **Field of Classification Search** D22/118;
D8/98, 99, 107; D7/649, 401.2; 30/294,
30/314, 340, 151

See application file for complete search history.

(56) **References Cited**

U.S. PATENT DOCUMENTS

2,389,882	A *	11/1945	Wood, Jr.	30/340
4,356,631	A *	11/1982	Guth	30/154
D297,105	S *	8/1988	Hollinshead	D8/98
D297,856	S *	9/1988	Hollingshead	D22/118

D375,135	S *	10/1996	Thompson	D22/118
D379,914	S *	6/1997	Bloch	D8/98
D493,685	S *	8/2004	Dallas	D8/107
D495,775	S *	9/2004	Sagawa et al.	D32/5
D519,798	S *	5/2006	Dallas	D8/20

* cited by examiner

Primary Examiner—Philip S Hyder

(74) *Attorney, Agent, or Firm*—Michael F. Hughes; Hughes Law Firm, PLLC

(57) **CLAIM**

The ornamental design for a knife, as shown.

DESCRIPTION

FIG. 1 is an upper perspective view of a knife according to the present invention.

FIG. 2 is a top view of the knife of FIG. 1.


FIG. 3 is a side view of the knife of FIG. 1.

FIG. 4 is a bottom view of the knife of FIG. 1.

FIG. 5 is a front view of the knife of FIG. 1; and,

FIG. 6 is a rear view of the knife of FIG. 1.

1 Claim, 3 Drawing Sheets



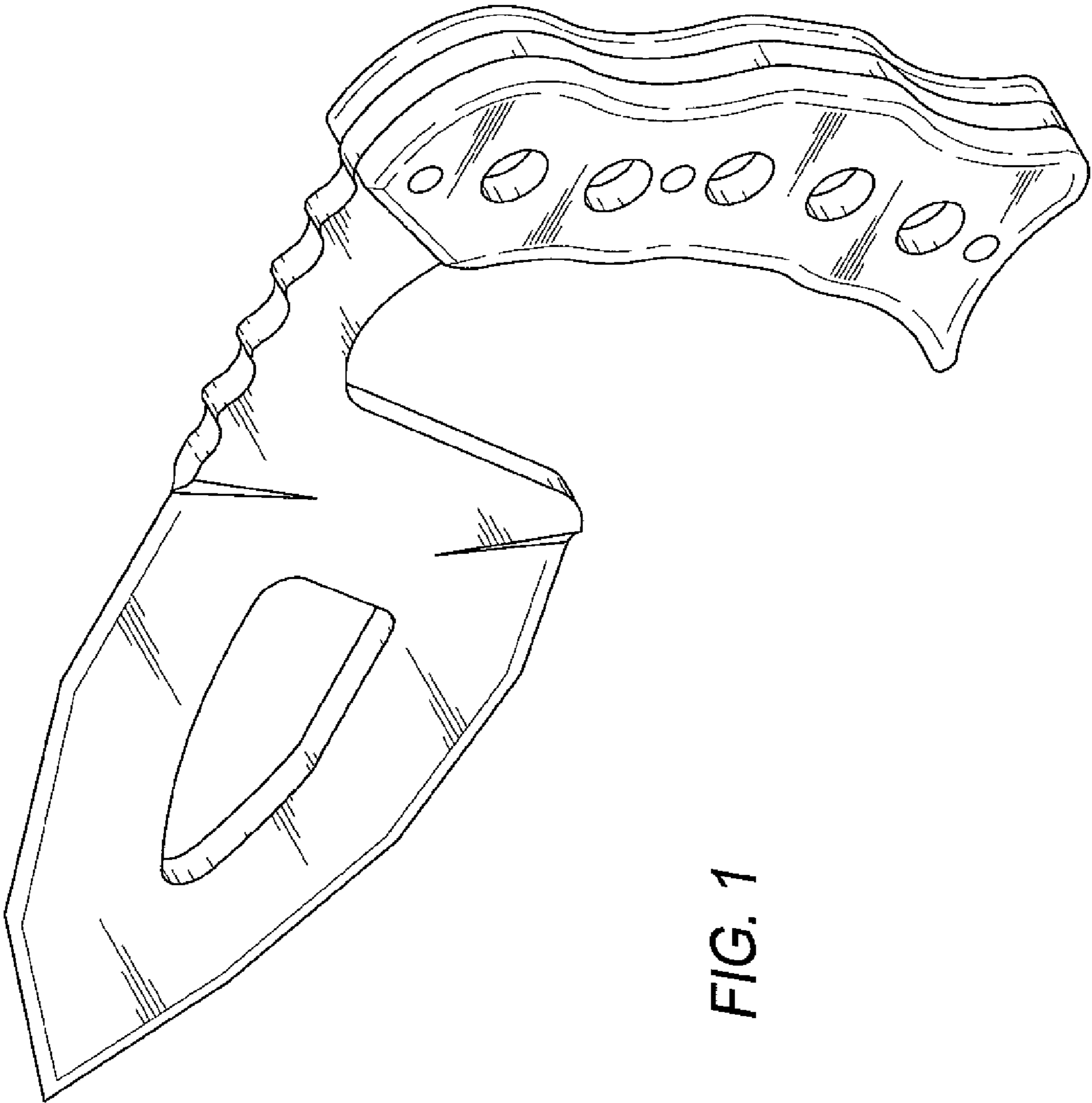


FIG. 1

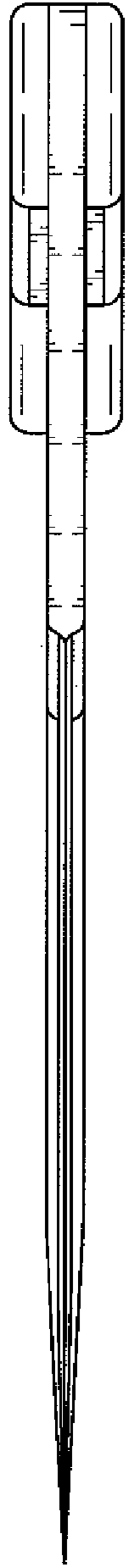


FIG. 2

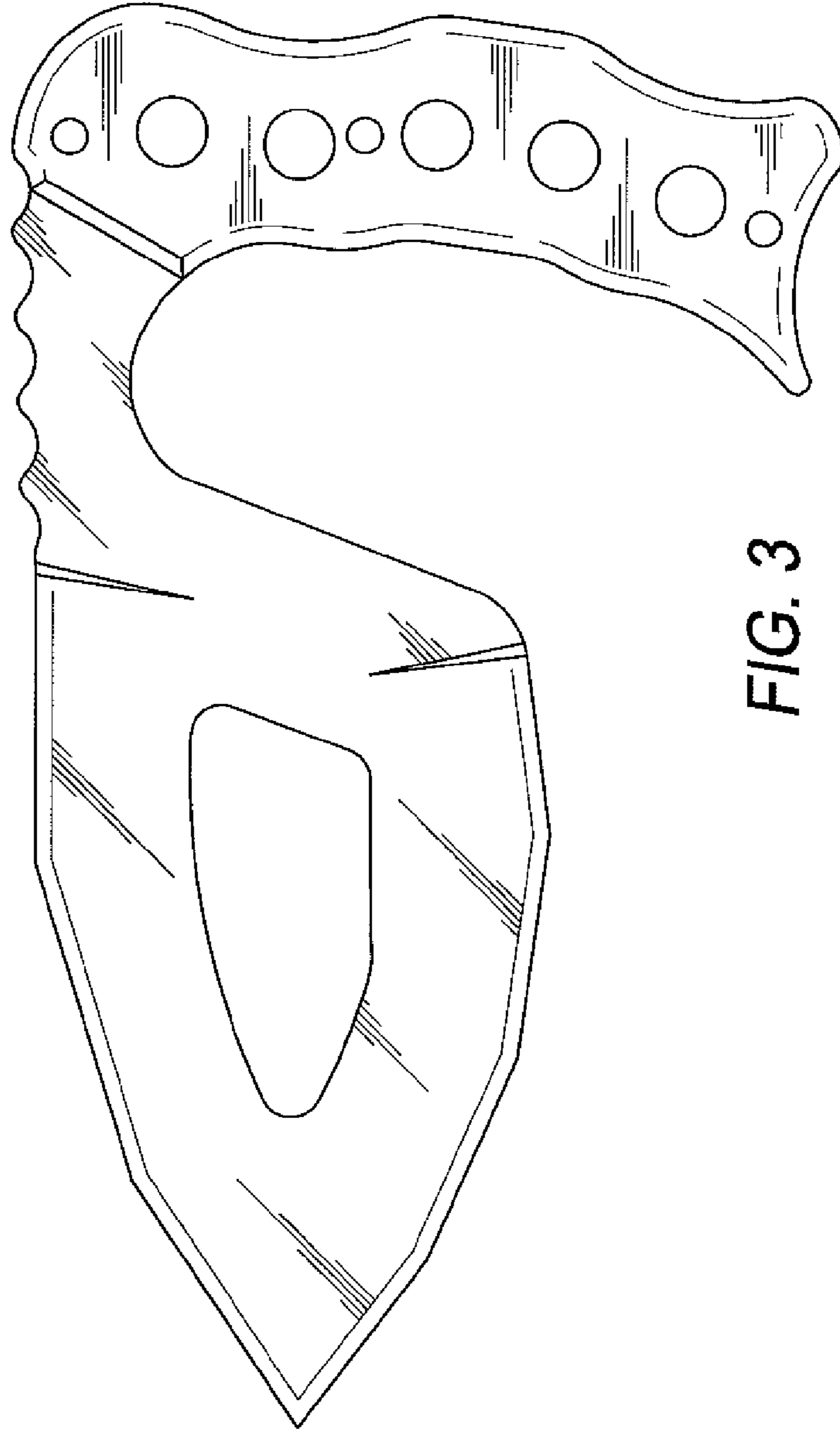


FIG. 3

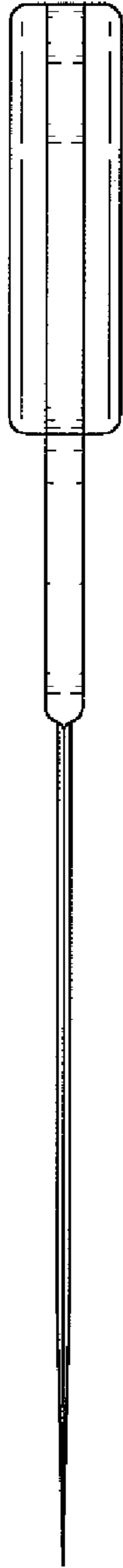


FIG. 4




FIG. 6

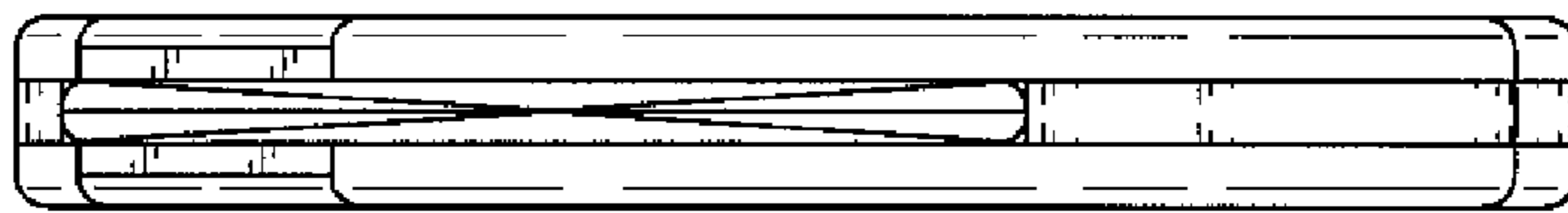


FIG. 5