



US00D607513S

(12) **United States Design Patent**
Rolion et al.

(10) **Patent No.:** **US D607,513 S**
(45) **Date of Patent:** **** Jan. 5, 2010**

(54) **WRITING INSTRUMENT CAP**
(75) Inventors: **Franck Rolion**, Asnières-sur-Oise (FR);
Franck Vadenne, Bezons (FR)
(73) Assignee: **Societe BIC**, Clichy Cedex (FR)
(**) Term: **14 Years**
(21) Appl. No.: **29/329,801**
(22) Filed: **Dec. 22, 2008**

(30) **Foreign Application Priority Data**
Aug. 5, 2008 (EM) 000982103-0001

(51) **LOC (9) Cl.** **19-06**
(52) **U.S. Cl.** **D19/57**
(58) **Field of Classification Search** D19/35,
D19/36, 41-51, 53-57; 24/11 F, 11 P, 11 R;
401/52, 99, 100, 104-109, 192, 195, 196
See application file for complete search history.

(56) **References Cited**
U.S. PATENT DOCUMENTS
D123,485 S * 11/1940 McKiernan D19/56
2,526,268 A * 10/1950 Perraud 401/52
D175,330 S * 8/1955 Aston D19/57
2,868,170 A * 1/1959 Spatz 401/112
D369,830 S * 5/1996 Hadtke D19/46
D392,316 S * 3/1998 Verhaeghe D19/49

D409,657 S * 5/1999 Veillon et al. D19/43
D427,634 S * 7/2000 Izushima D19/56
D484,541 S * 12/2003 Takanashi D19/57
D536,034 S * 1/2007 Penno D19/51
D550,771 S * 9/2007 Qiu D19/46
D562,384 S * 2/2008 Qiu D19/36
D562,395 S * 2/2008 Qiu et al. D19/51

* cited by examiner
Primary Examiner—Elizabeth A Albert
(74) *Attorney, Agent, or Firm*—The H.T. Than Law Group

(57) **CLAIM**
What is claimed is the ornamental design for a writing instrument cap, as shown and described.

DESCRIPTION
FIG. 1 is a perspective view of a writing instrument cap according to the present invention;
FIG. 2 is a front elevational view thereof;
FIG. 3 is a rear elevational view thereof;
FIG. 4 is a right side elevational view thereof;
FIG. 5 is a left side elevational view thereof;
FIG. 6 is a top end view thereof; and,
FIG. 7 is a bottom end view thereof.
The broken line showing the inside in FIG. 7 is environmental matter and forms no part of the claimed design.

1 Claim, 7 Drawing Sheets



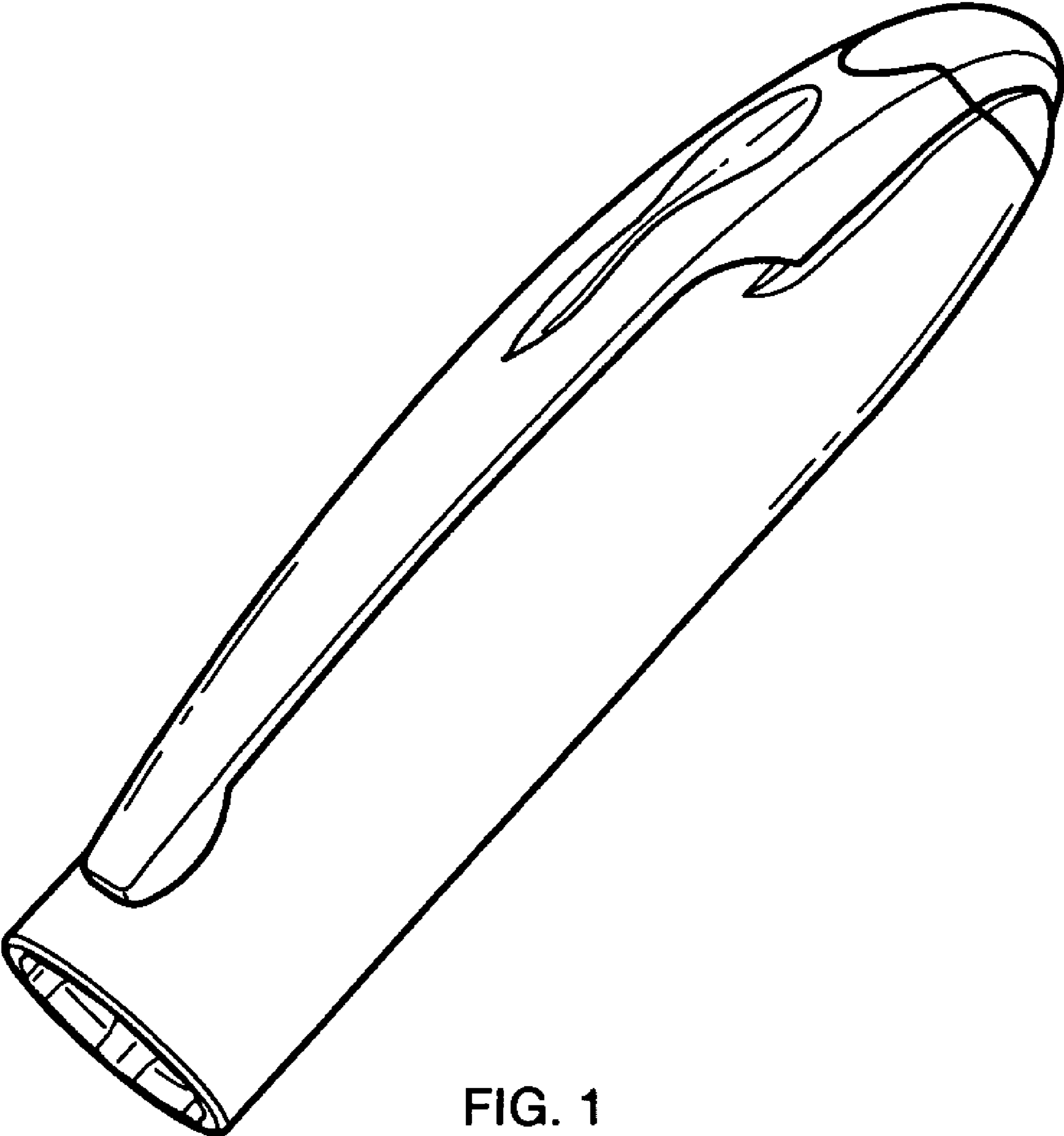


FIG. 1

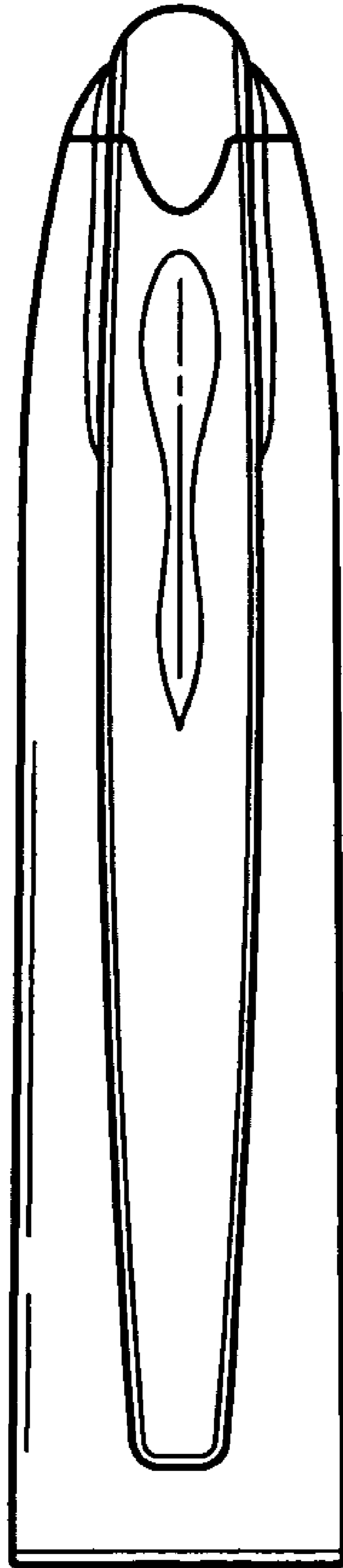


FIG. 2




FIG. 3




FIG. 4




FIG. 5

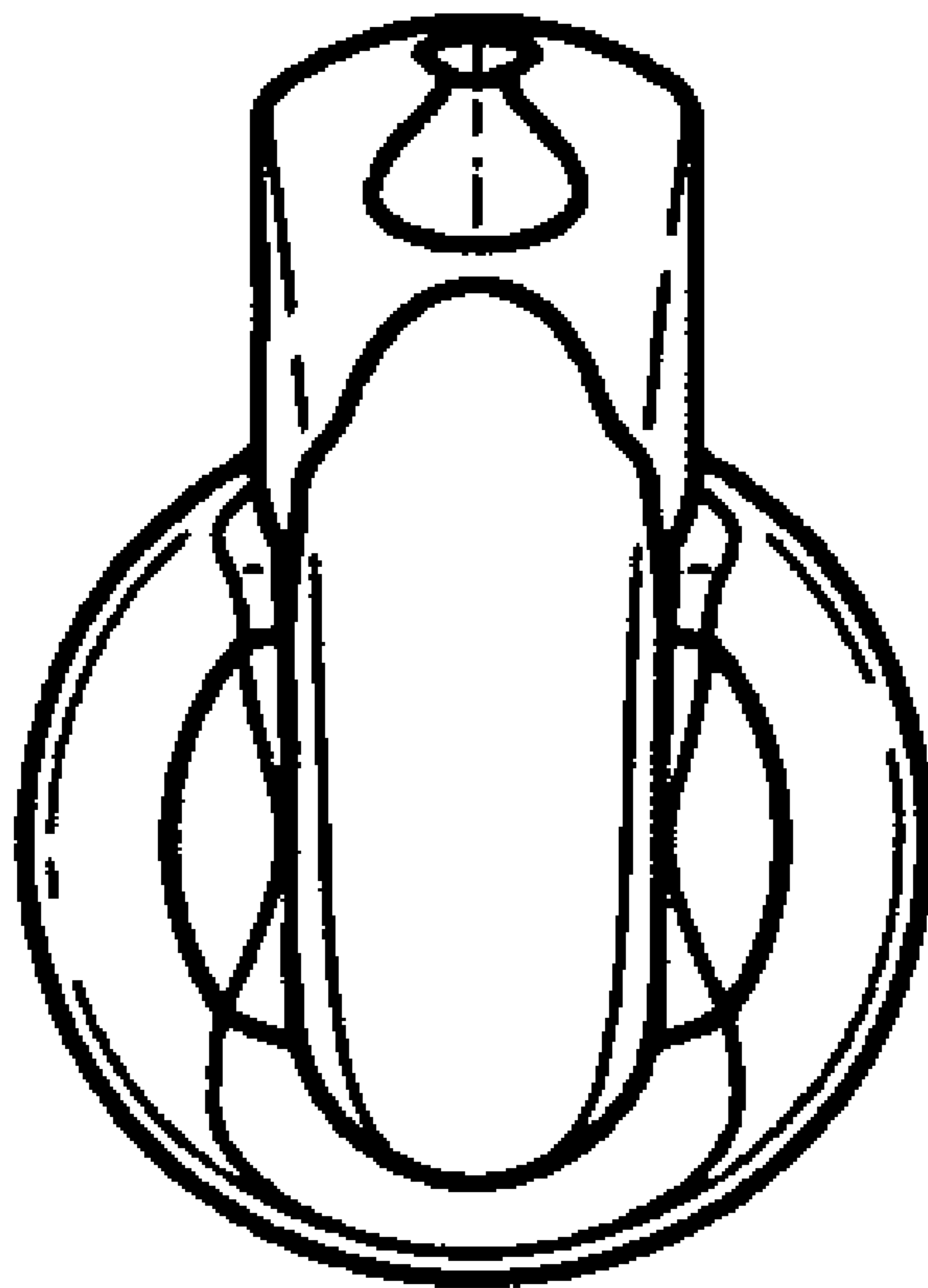


FIG. 6

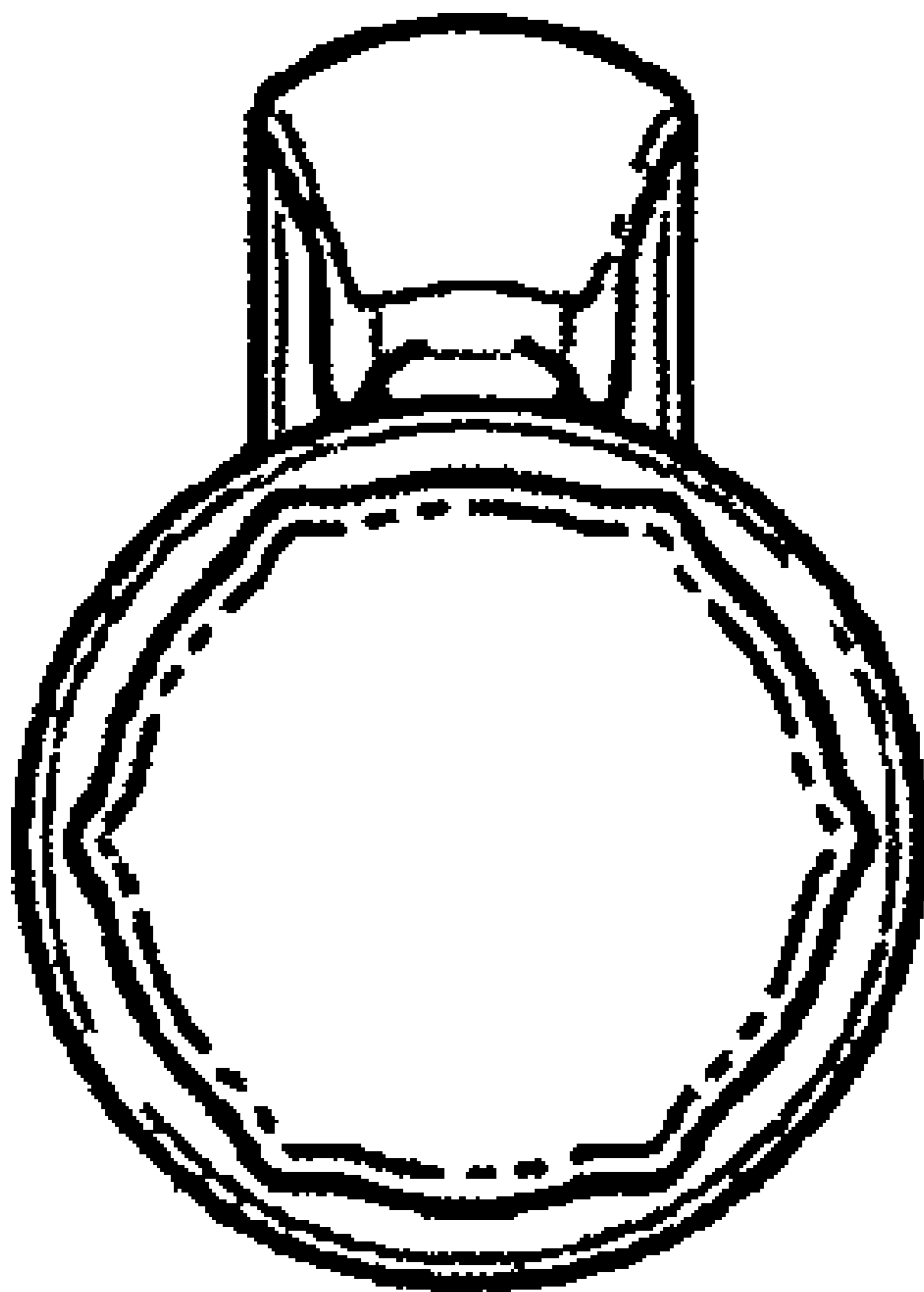


FIG. 7