



US00D607511S

(12) **United States Design Patent**
Liu

(10) **Patent No.:** **US D607,511 S**
(45) **Date of Patent:** **** Jan. 5, 2010**

(54) **PEN**
(75) **Inventor:** **Luosen Liu, Ningbo (CN)**
(73) **Assignee:** **Beifa Group Co., Ltd., Ningbo (CN)**
(**) **Term:** **14 Years**

D338,686 S 8/1993 Ito
D345,578 S * 3/1994 Zier D19/48
D357,699 S * 4/1995 Takashi D19/48
D409,656 S 5/1999 Melnick
D428,441 S * 7/2000 Isobe et al. D19/53
D442,992 S * 5/2001 Chevalier D19/48
D448,407 S 9/2001 Huang
D470,887 S * 2/2003 Okutani D19/43

(21) **Appl. No.:** **29/319,440**
(22) **Filed:** **Jun. 9, 2008**

* cited by examiner

(30) **Foreign Application Priority Data**
Dec. 7, 2007 (CN) 2007 3 0281995

Primary Examiner—Elizabeth A Albert
Assistant Examiner—Karen E Eldridge Powers
(74) *Attorney, Agent, or Firm*—Christensen O'Connor Johnson Kindness PLLC

(51) **LOC (9) Cl.** **19-06**
(52) **U.S. Cl.** **D19/48**
(58) **Field of Classification Search** D19/35,
D19/36, 41, 42, 43, 44, 45, 46, 47, 48, 49,
D19/50–51, 54, 55, 56, 57; 24/11 F, 11 P,
24/11 R; 401/6, 52, 99, 100, 104, 105, 106,
401/107, 108, 109, 192, 195, 243, 244, 245,
401/246, 247; 362/118

(57) **CLAIM**

The ornamental design for a pen, as shown and described.

See application file for complete search history.

DESCRIPTION

FIG. 1 is an upper front right perspective view of a pen showing my new design;
FIG. 2 is an exploded lower front left perspective view thereof;
FIG. 3 is a front elevation view thereof;
FIG. 4 is a bottom plan view thereof;
FIG. 5 is a right side elevation view thereof;
FIG. 6 is a rear elevation view thereof;
FIG. 7 is an enlarged top plan view thereof; and,
FIG. 8 is a left side elevation view thereof.

(56) **References Cited**

U.S. PATENT DOCUMENTS

D143,052 S * 11/1945 Waldringer D19/48
D259,792 S 7/1981 Itoh
D261,010 S 9/1981 Itoh
D277,393 S 1/1985 Oyabu
D282,686 S * 2/1986 Yuen D26/49
D306,458 S * 3/1990 Lecce D19/48
D311,550 S * 10/1990 Yazaki D19/48
D312,478 S * 11/1990 Lecce D19/48
D313,622 S * 1/1991 Yazaki D19/48
D316,427 S * 4/1991 Tinz D19/48
D325,221 S 4/1992 Ito
D330,565 S * 10/1992 Dallaire D19/48

The broken lines showing a writing tip and grip in FIG. 2 illustrate environmental matter and form no part of the claimed design. The broken lines shown in the top of the cap in FIG. 7, which define the bounds of the claimed design, form no part thereof.

1 Claim, 3 Drawing Sheets

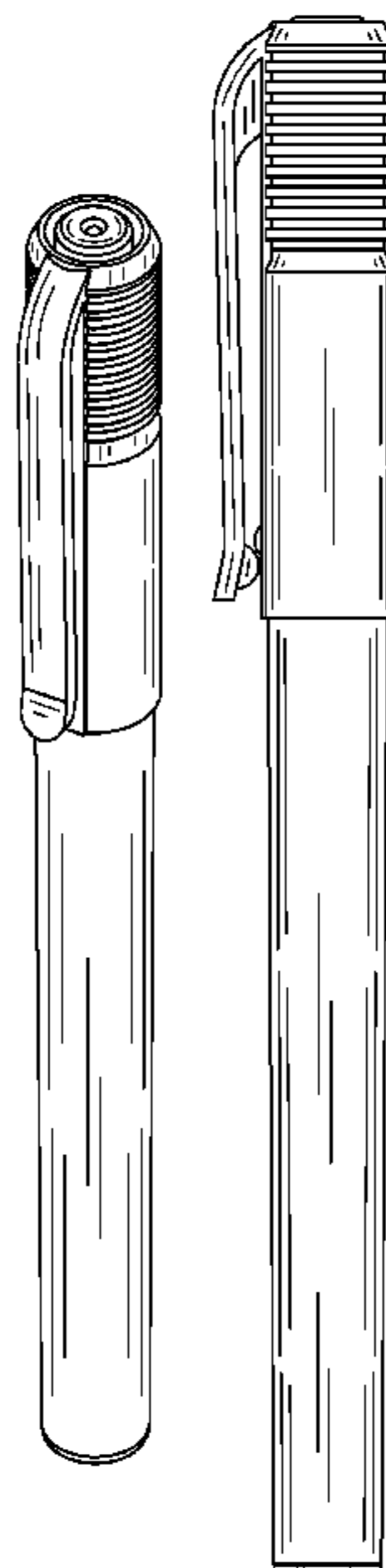


Fig. 1.

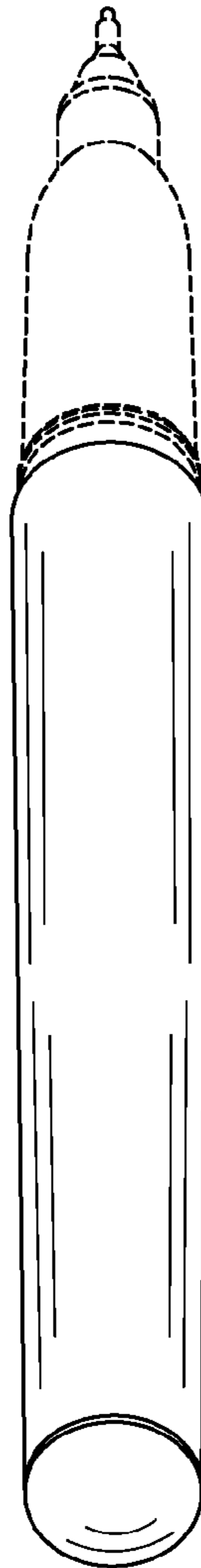
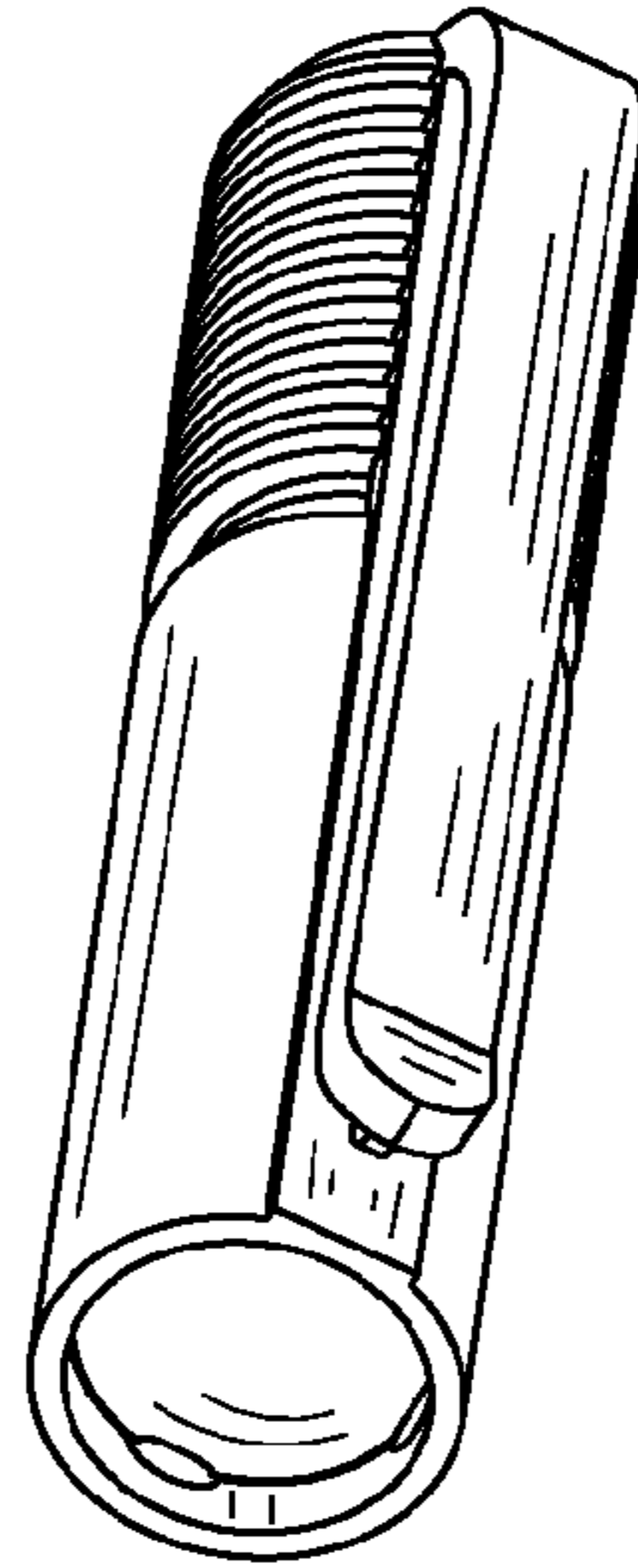
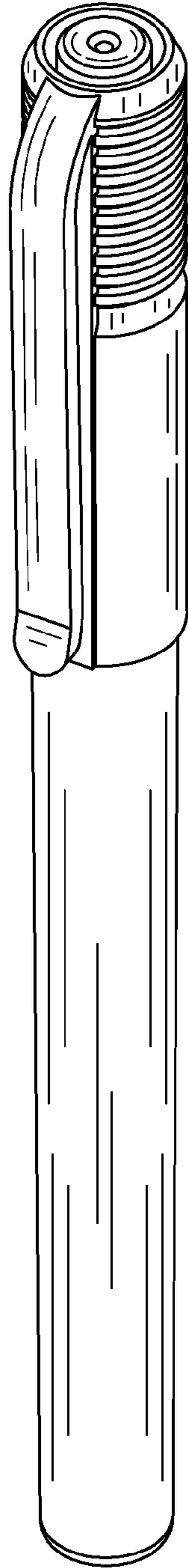
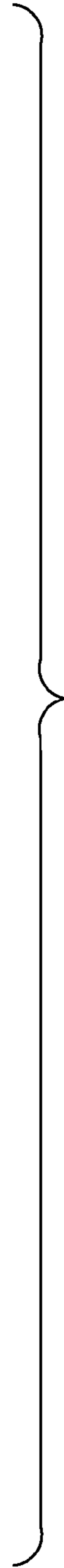


Fig. 2.



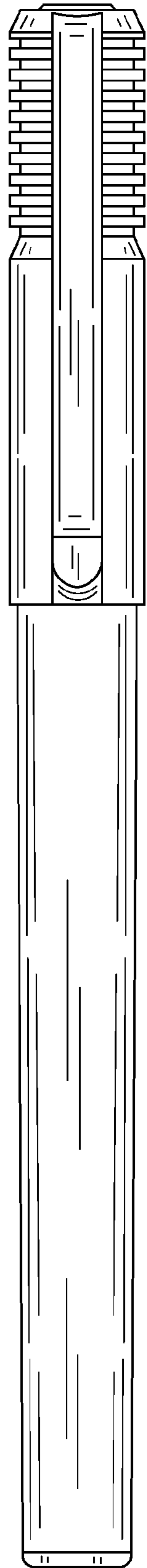


Fig. 3.

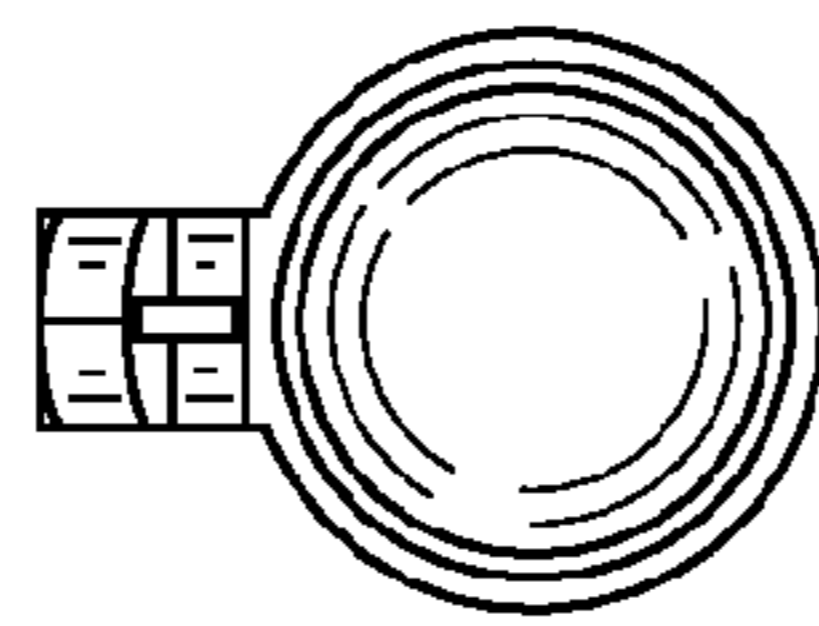


Fig. 4.

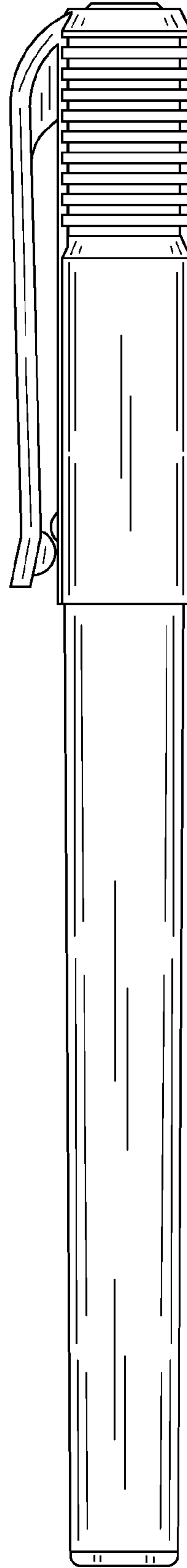


Fig. 5.

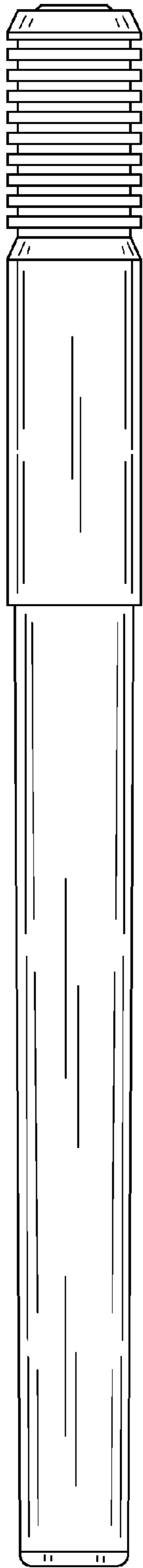


Fig. 6.

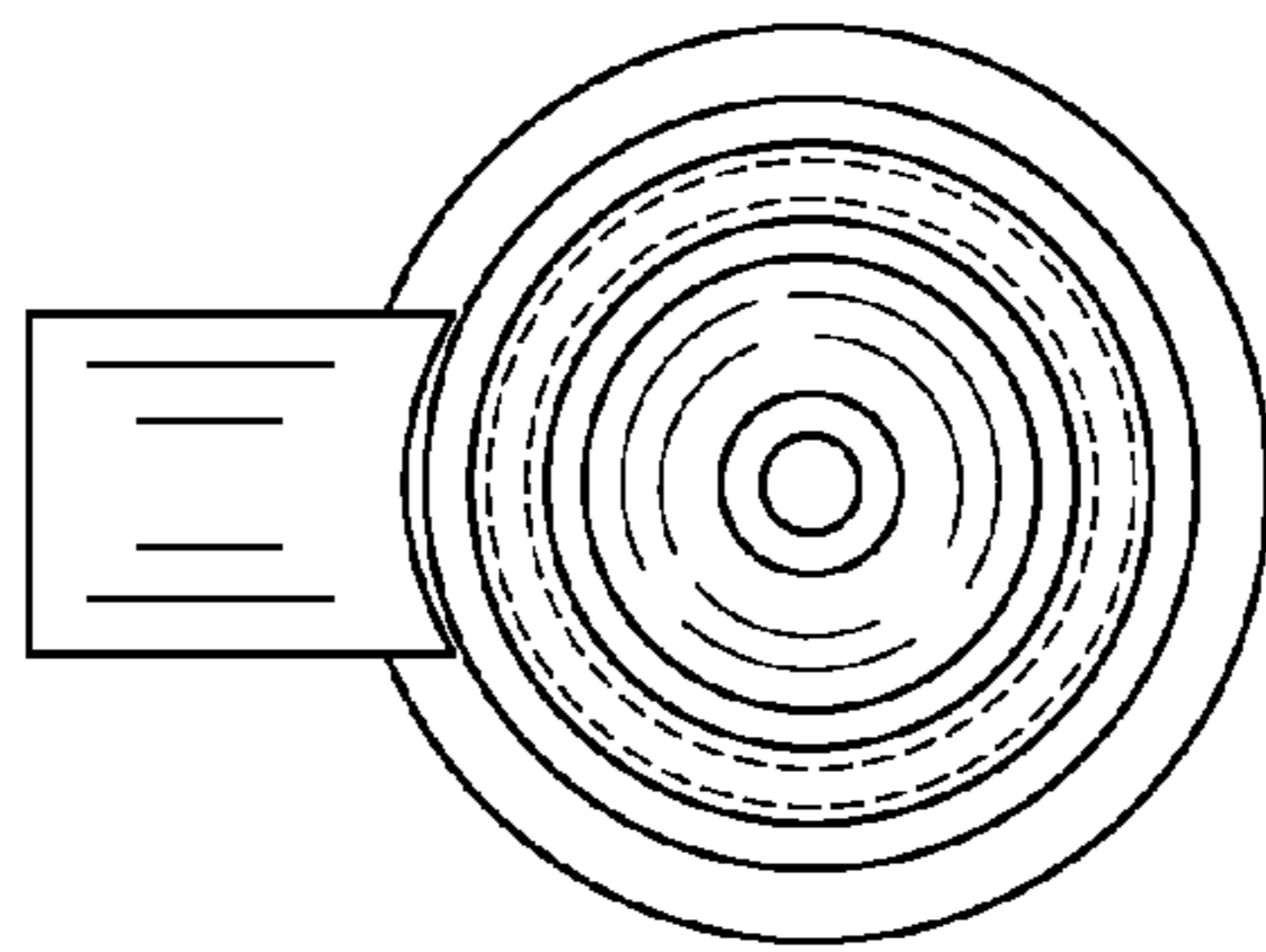


Fig. 7.

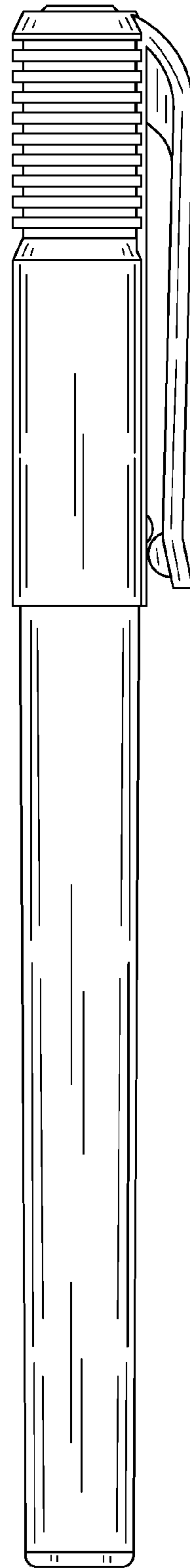


Fig. 8.