



US00D607501S

(12) **United States Design Patent**  
**Peterson et al.**

(10) **Patent No.:** **US D607,501 S**  
(45) **Date of Patent:** **\*\* \*Jan. 5, 2010**

(54) **LAPTOP PAPER TRIMMER**

(75) Inventors: **Michael E. Peterson**, Fairfield, CT (US); **Amy Campagna**, Oxford, CT (US); **James E. McCay**, Fairfield, CT (US); **John K. Clay**, Milford, CT (US); **Javier Verdura**, Milford, CT (US)

(73) Assignee: **Acme United Corporation**, Fairfield, CT (US)

(\*\*) Term: **14 Years**

(21) Appl. No.: **29/324,776**

(22) Filed: **Sep. 19, 2008**

(51) **LOC (9) Cl.** ..... **18-04**

(52) **U.S. Cl.** ..... **D18/34.8**

(58) **Field of Classification Search** ..... D18/34.1-34.9;  
83/57, 59, 87, 167, 607, 614, 934; 156/147,  
156/149, 578

See application file for complete search history.

(56) **References Cited**

**U.S. PATENT DOCUMENTS**

417,693 A 12/1889 Wiegand

(Continued)

**FOREIGN PATENT DOCUMENTS**

DE	1743938	4/1957
DE	4209778 A1	1/1993
DE	20207589	8/2002
EP	0893212 A2	1/1999
EP	0933172 B1	8/1999
FR	2724340 A1	3/1996
GB	1143254	2/1969
GB	2040207	8/1980
KR	200428871 Y1	10/2006

*Primary Examiner*—Charles A Rademaker

(74) *Attorney, Agent, or Firm*—Whyte Hirschboeck Dudek SC

(57) **CLAIM**

The ornamental design for a laptop paper trimmer, as shown and described.

**DESCRIPTION**

FIG. 1 is a front perspective view of the laptop paper trimmer with the trimmer shown in a closed configuration;

FIG. 2 is a top view thereof;

FIG. 3 is a bottom view thereof;

FIG. 4 is a front view thereof;

FIG. 5 is a rear view thereof;

FIG. 6 is a left side view thereof;

FIG. 7 is a right side view thereof;

FIG. 8 is a top perspective view of the laptop paper trimmer with trimmer shown in an open configuration;

FIG. 9 is a top view of the laptop paper trimmer shown in FIG. 8;

FIG. 10 is a bottom view of the laptop paper trimmer shown in FIG. 8;

FIG. 11 is a front view of the laptop paper trimmer shown in FIG. 8;

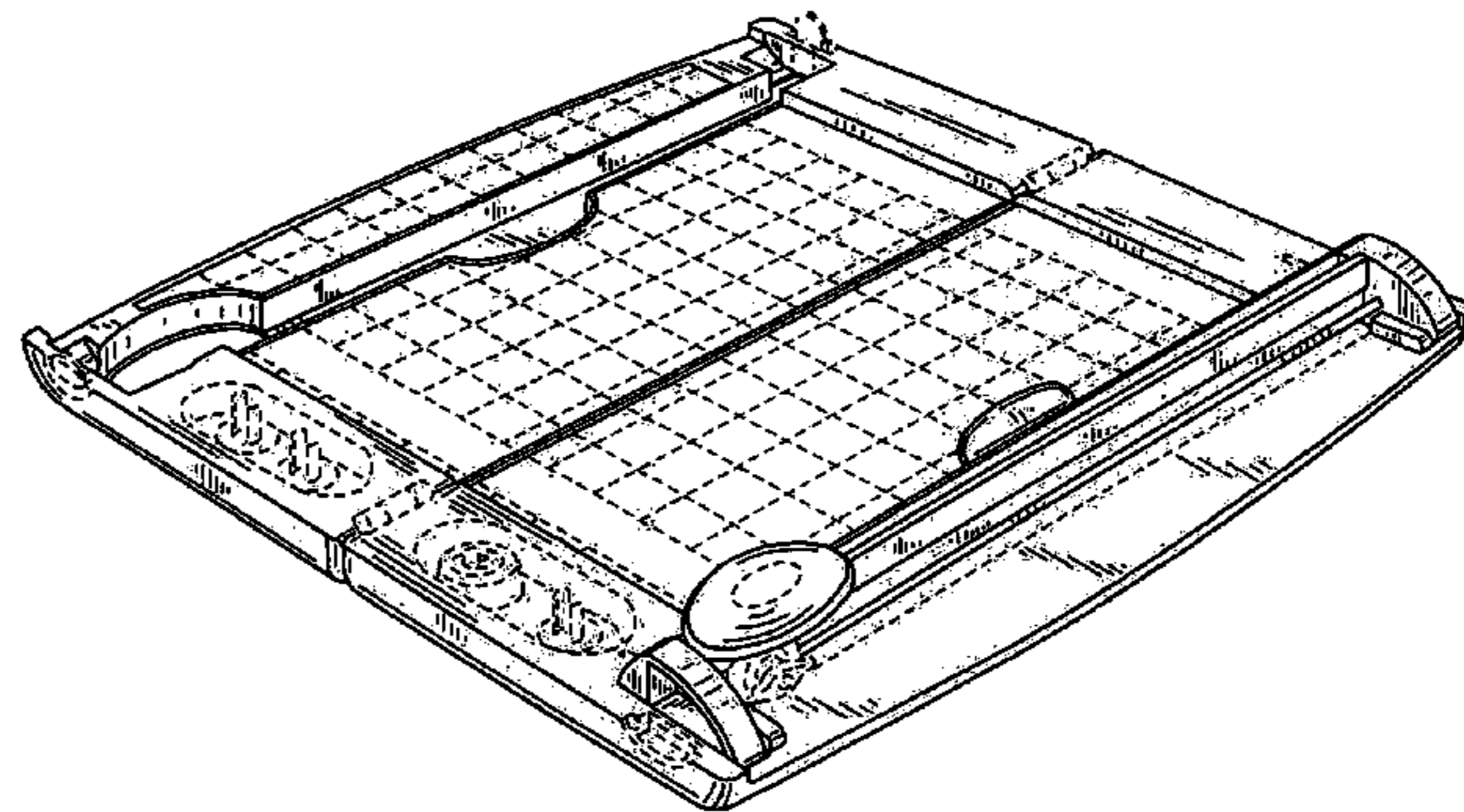
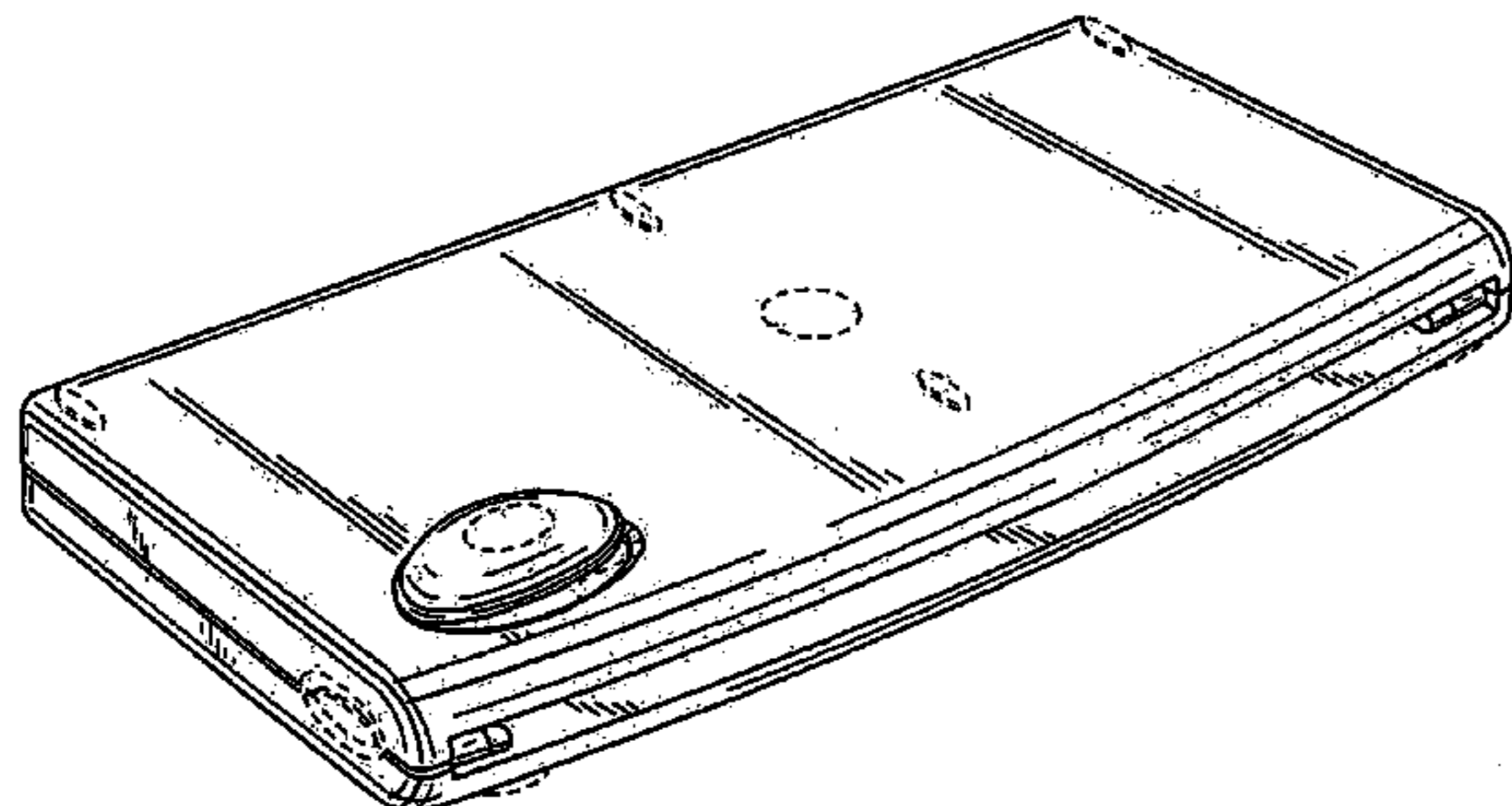
FIG. 12 is a rear view of the laptop paper trimmer shown in FIG. 8;

FIG. 13 is a left side view of the laptop paper trimmer shown in FIG. 8; and,

FIG. 14 is a right side view of the laptop paper trimmer shown in FIG. 8.

The broken lines shown in FIGS. 1-14 are for illustrative environmental purposes only and form no part of the claimed design.

**1 Claim, 9 Drawing Sheets**



# US D607,501 S

Page 2

---

U.S. PATENT DOCUMENTS								
612,120	A	10/1898	Pierce	D412,716	S	8/1999	Kroger	
791,793	A	6/1905	Johnson	D417,693	S	* 12/1999	Daley, Jr. ....	D18/34.8
909,227	A	1/1909	Ridgely	5,996,459	A	12/1999	Cornell	
957,409	A	5/1910	Brening	D425,548	S	5/2000	Rellinger	
1,376,747	A	5/1921	Dorr	6,098,515	A	8/2000	Daley, Jr.	
4,046,044	A	9/1977	Paterson	6,460,443	B1	10/2002	Hsiao	
4,685,366	A	8/1987	Beder	6,540,451	B1	4/2003	Mori	
5,027,684	A	7/1991	Neukam	D528,590	S	9/2006	Bathard et al.	
D319,840	S	9/1991	Hatsumi et al.	D534,204	S	12/2006	Workman et al.	
5,069,097	A	12/1991	Mori	D536,367	S	2/2007	Gunter et al.	
D322,974	S	* 1/1992	Mori ..... D18/34.8	D543,583	S	5/2007	Workman et al.	
5,086,680	A	* 2/1992	Johnson ..... 83/167	7,299,731	B2	11/2007	Schulz	
5,322,001	A	6/1994	Boda	D559,304	S	* 1/2008	Lam et al. ....	D18/34.8
D377,368	S	1/1997	Rellinger	D559,307	S	1/2008	Lam et al.	
D379,193	S	5/1997	Cornell	D593,599	S	* 6/2009	Peterson et al. ....	D18/34.8
5,671,647	A	9/1997	Mori	2002/0096031	A1	7/2002	Yang	
D387,377	S	* 12/1997	Daley, Jr. .... D18/34.8	2003/0140757	A1	7/2003	Carlson	
D388,819	S	1/1998	Huen	2003/0140761	A1	7/2003	Schulz	
5,711,077	A	1/1998	Schulz	2003/0154835	A1	8/2003	Nunez	
D391,822	S	* 3/1998	Applebaum ..... D18/34.7	2005/0028663	A1	2/2005	Volfson	

\* cited by examiner

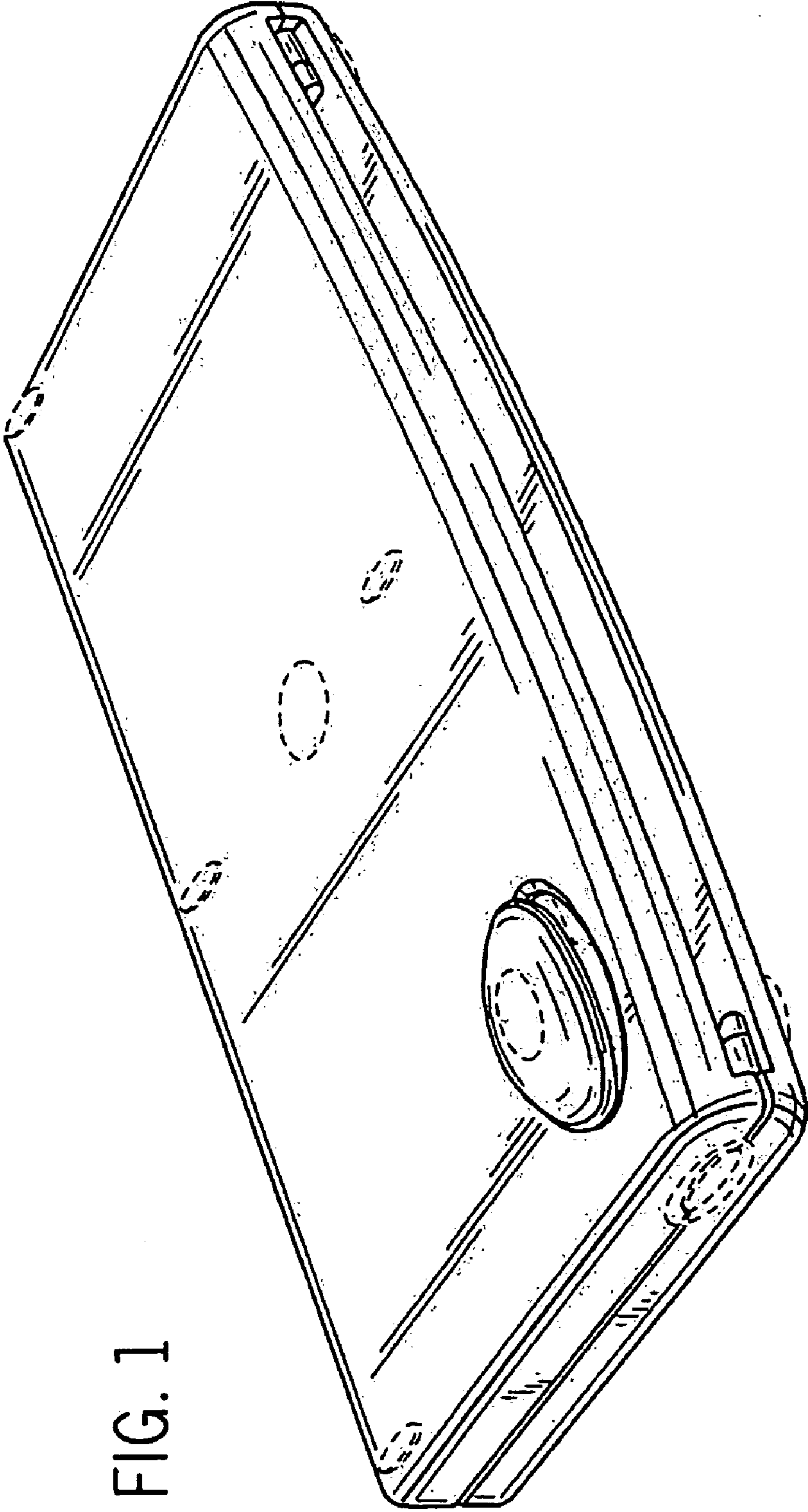


FIG. 1

FIG. 2

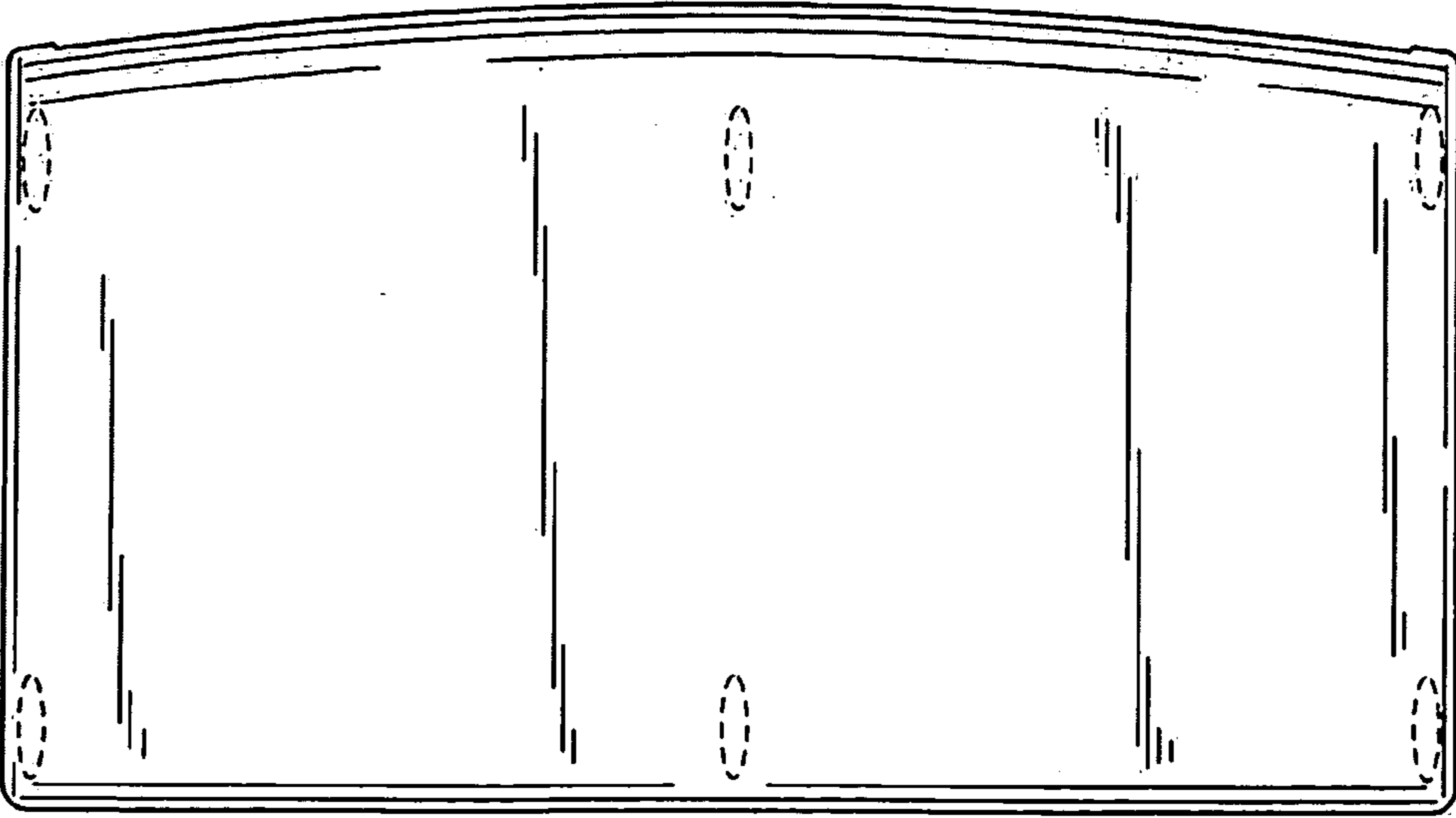
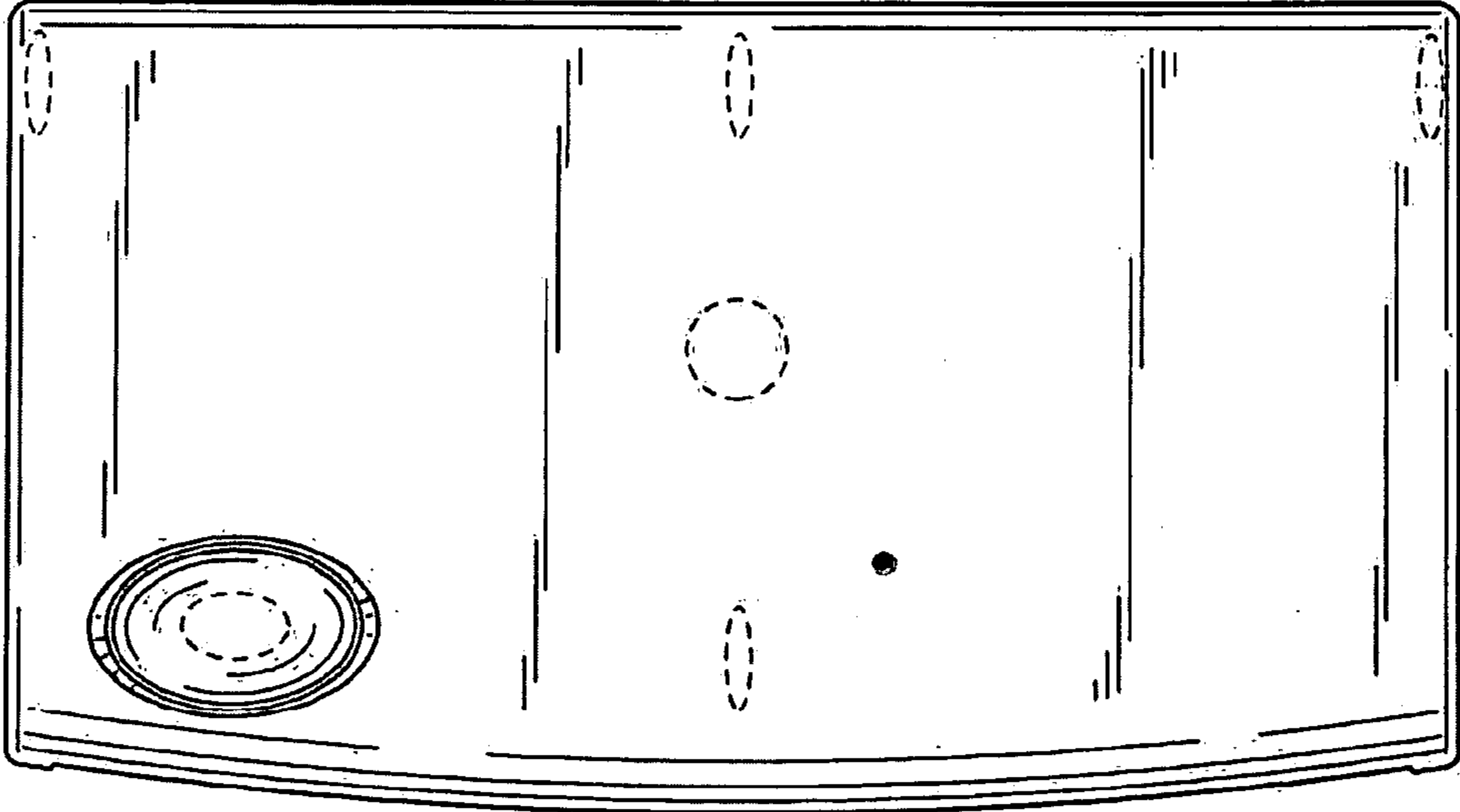


FIG. 3




FIG. 4




FIG. 5

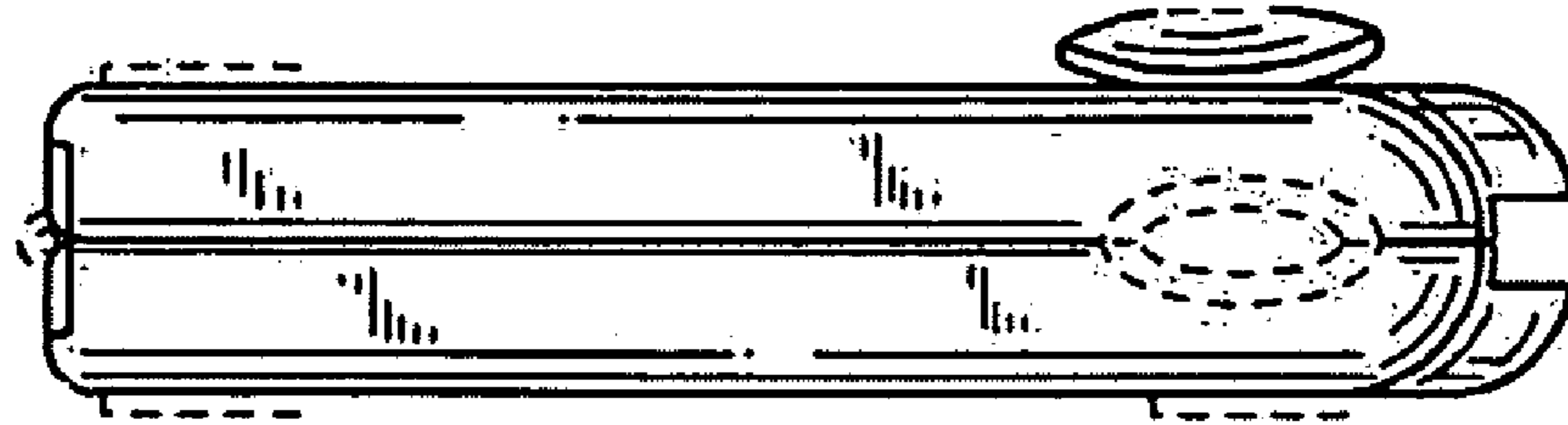


FIG. 6



FIG. 7

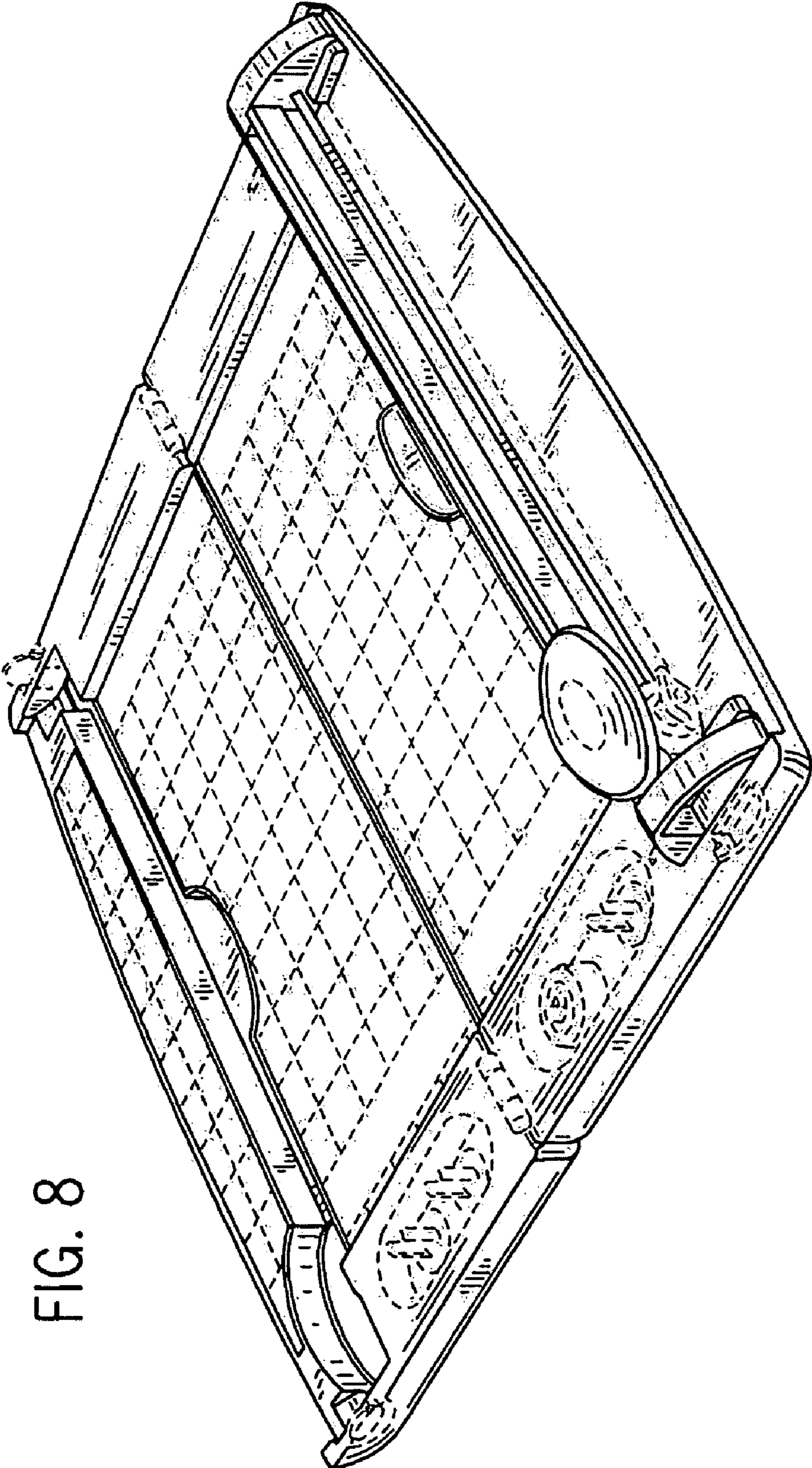


FIG. 8

FIG. 9

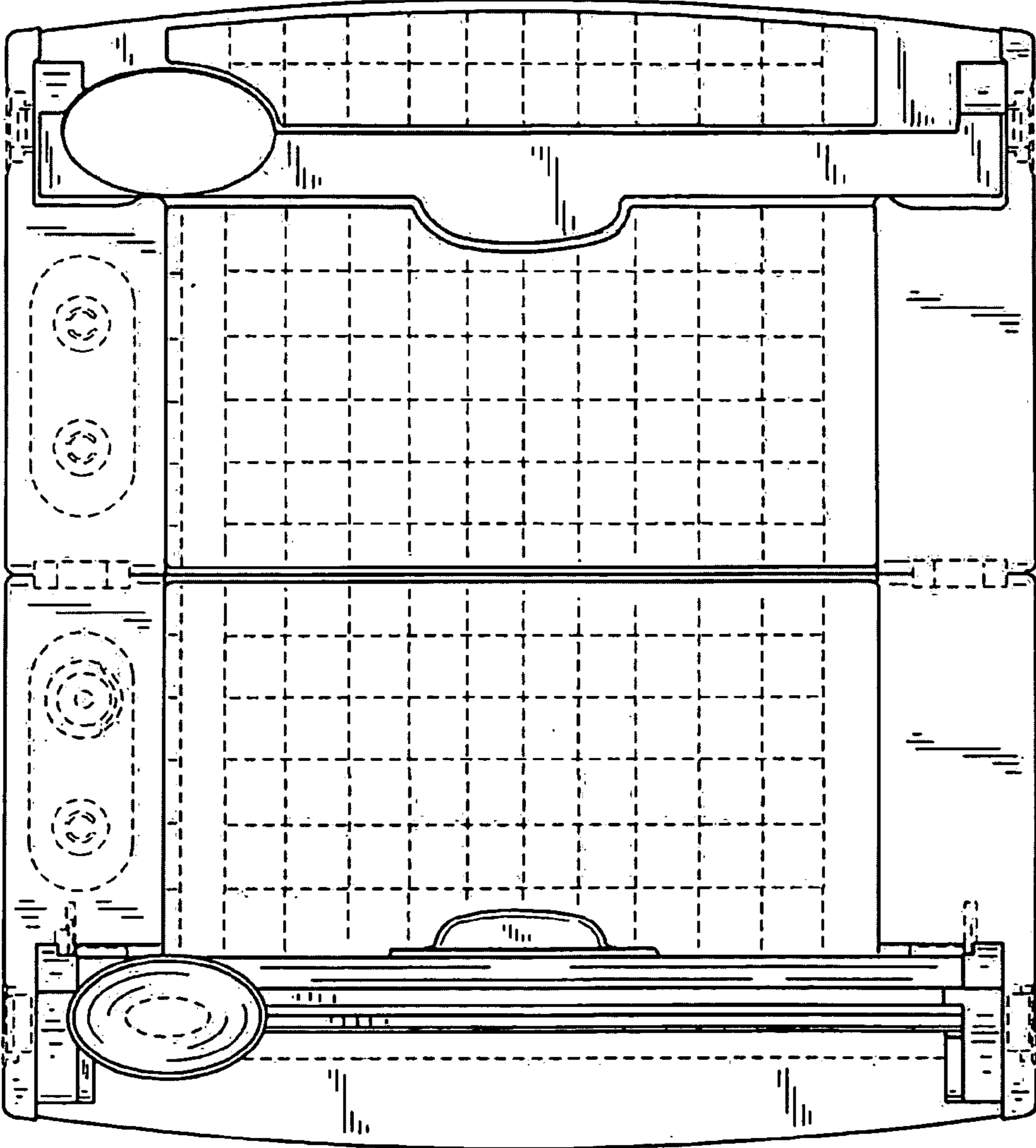
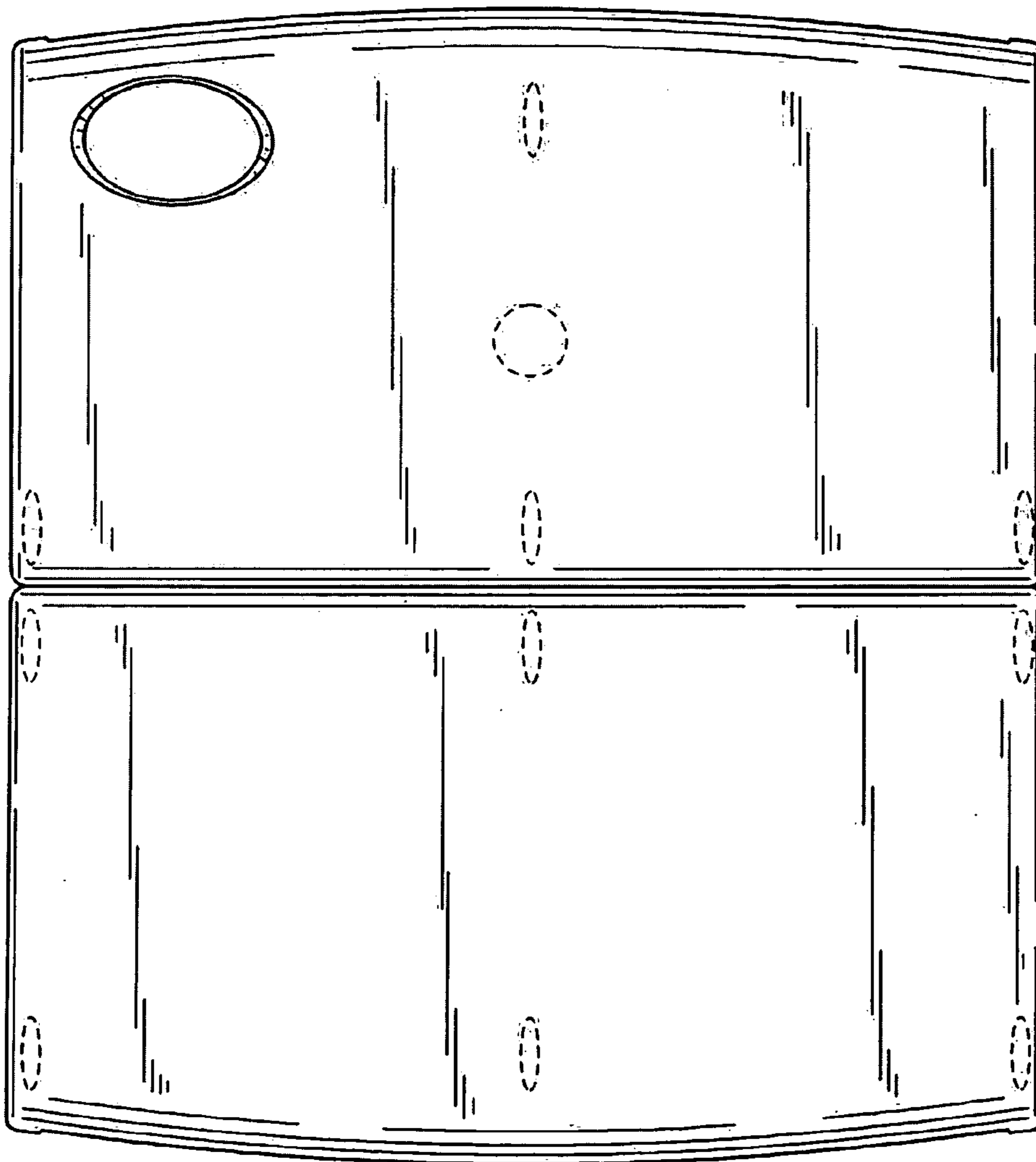




FIG. 10



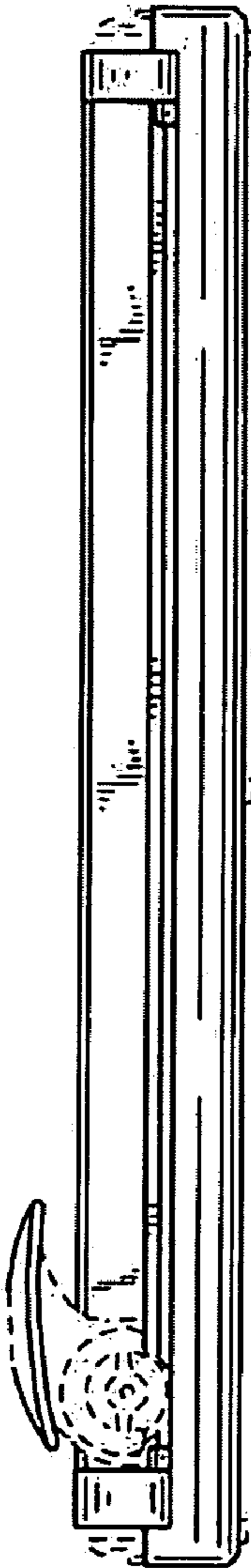


FIG. 11

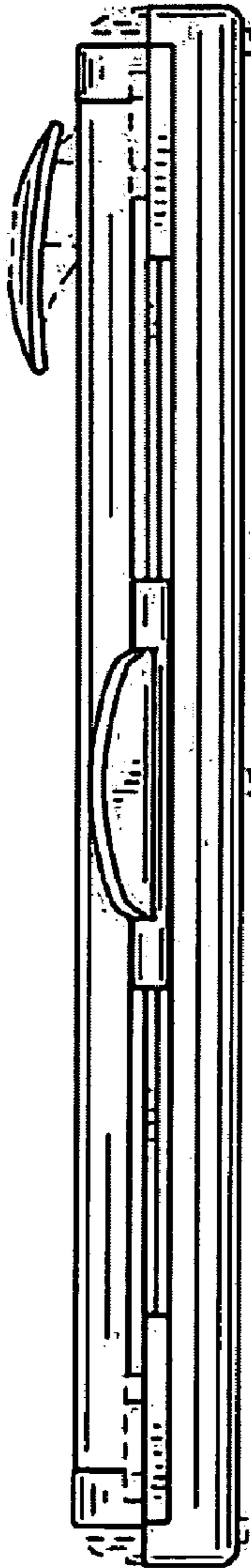


FIG. 12

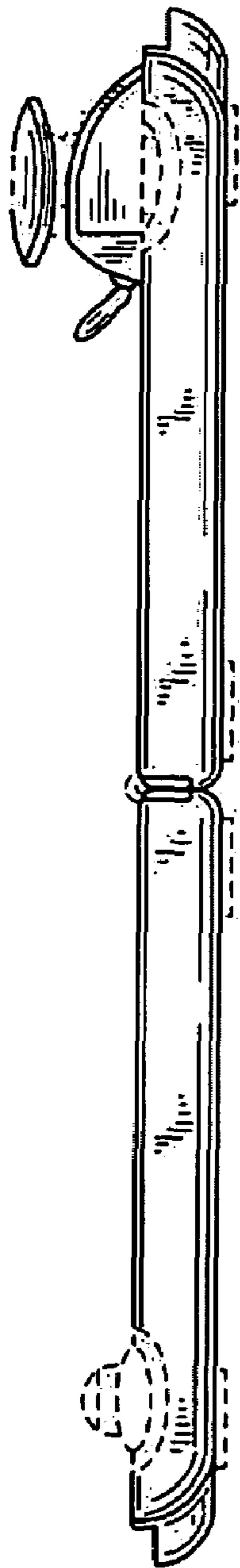


FIG. 13

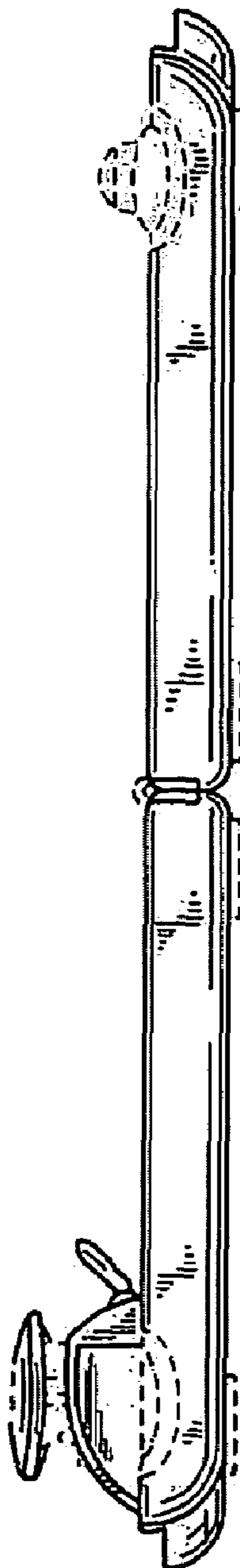


FIG. 14