



US00D607466S

(12) **United States Design Patent**  
**Prater et al.**

(10) **Patent No.:** **US D607,466 S**  
(45) **Date of Patent:** **\*\* Jan. 5, 2010**

(54) **USER INTERFACE ON A DISPLAY DEVICE**

(75) Inventors: **Andy Prater**, Vancouver, WA (US);  
**Donald X. Smith, II**, Corvallis, OR  
(US); **Mickie Calkins**, Cupertino, CA  
(US); **Lisa M. Hanson**, Vancouver, WA  
(US); **Michael D Derocher**, Corvallis,  
OR (US)

(73) Assignee: **Hewlett-Packard Development  
Company, L.P.**, Houston, TX (US)

(\*\*) Term: **14 Years**

(21) Appl. No.: **29/291,460**

(22) Filed: **Aug. 30, 2007**

**Related U.S. Application Data**

(62) Division of application No. 29/232,530, filed on Jun.  
21, 2005, now Pat. No. Des. 554,655.

(51) **LOC (9) Cl.** ..... **32-00**

(52) **U.S. Cl.** ..... **D14/486**

(58) **Field of Classification Search** ..... D14/485-495;  
715/700, 706, 716, 719, 721, 727, 728, 730,  
715/739, 768, 771, 773, 779, 780, 782, 793,  
715/810, 812, 819, 821, 825, 828, 829, 835,  
715/836, 837, 838, 839, 840, 841, 842, 843,  
715/845, 846, 848, 861, 864, 867, 962, 976,  
715/977; 345/902, 955, 960, 646, 473

See application file for complete search history.

(56) **References Cited**

**U.S. PATENT DOCUMENTS**

D440,979 S \* 4/2001 Wang et al. .... D14/489

6,308,120 B1 \* 10/2001 Good ..... 701/29  
D450,059 S \* 11/2001 Itou ..... D14/489  
D459,360 S \* 6/2002 Leon et al. .... D14/486  
7,065,709 B2 \* 6/2006 Ellis et al. .... 715/719  
7,137,102 B2 \* 11/2006 Iizuka ..... 717/121  
D554,655 S \* 11/2007 Prater et al. .... D14/486  
D563,423 S \* 3/2008 Suzuki ..... D14/486  
7,404,149 B2 \* 7/2008 Fox et al. .... 715/810  
2006/0253778 A1 \* 11/2006 Kim ..... 715/700  
2007/0050727 A1 \* 3/2007 Lewis-Bowen et al. .... 715/779  
2007/0130532 A1 \* 6/2007 Fuller et al. .... 715/764

\* cited by examiner

*Primary Examiner*—Jennifer Rivard

*Assistant Examiner*—Angela J Lee

(57) **CLAIM**

The ornamental design for a user interface on a display  
device, as shown and described.

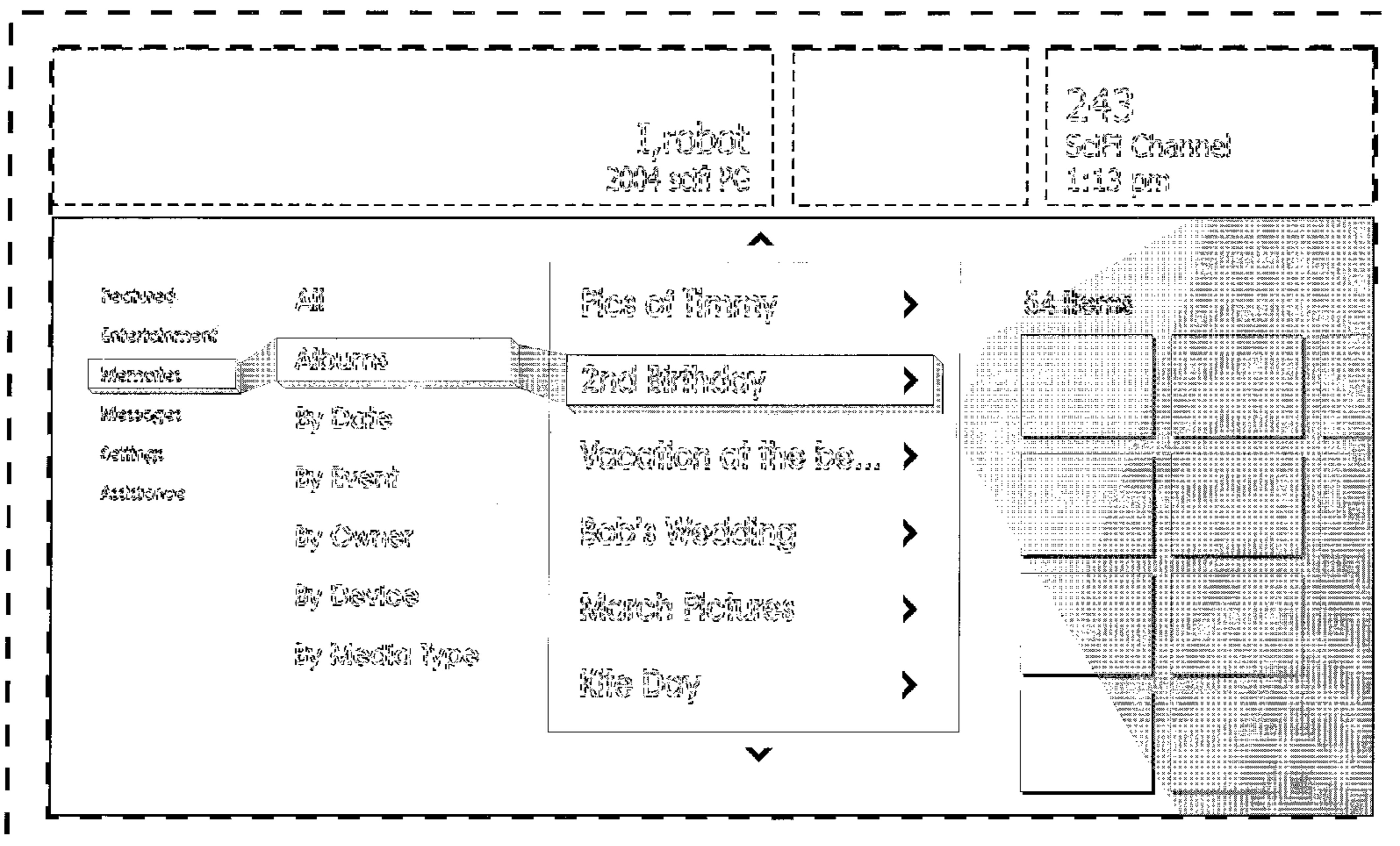
**DESCRIPTION**

FIG. 1 is a front view of the user interface on a display  
device;

and,  
FIG. 2 is another front view thereof but with elements previ-  
ously shown in broken lines removed, with the exception of  
the display device.

The broken line showing of the text, broken line regions and  
screen is included for the purpose of illustrating an active  
menu on a display device and forms no part of the claimed  
design.

**1 Claim, 2 Drawing Sheets**



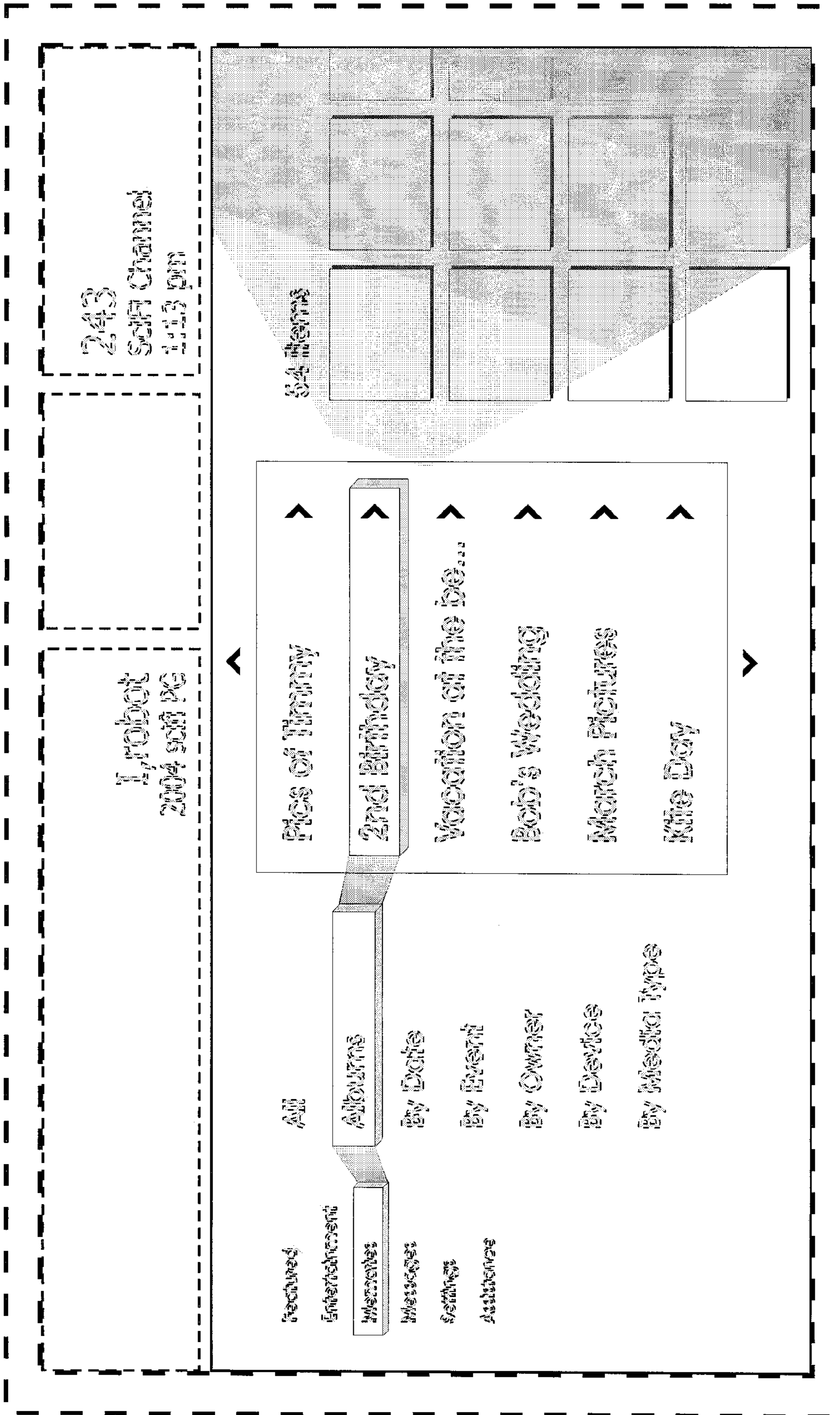
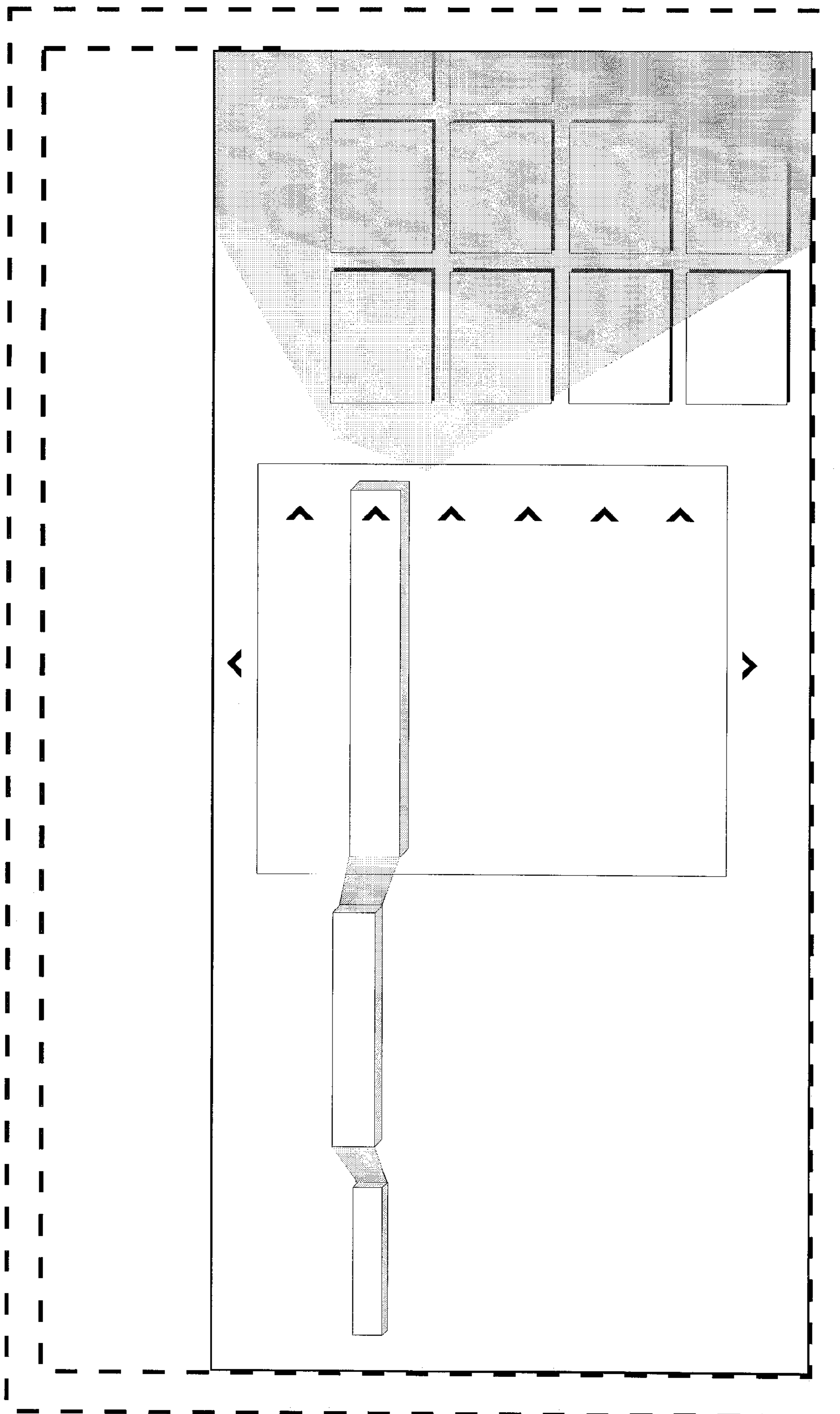


Fig. 1



**Fig. 2**