



US00D607451S

(12) **United States Design Patent**  
**Wang et al.**

(10) **Patent No.:** **US D607,451 S**  
(45) **Date of Patent:** **\*\* Jan. 5, 2010**

(54) **KEYBOARD**

(75) Inventors: **Lin-Quan Wang**, Shenzhen (CN);  
**Tzu-Chin Lin**, Taipei Hsien (TW)  
(73) Assignee: **Hon Hai Precision Industry Co., Ltd.**,  
Tu-Cheng, Taipei Hsien (TW)

(\*\*) Term: **14 Years**

(21) Appl. No.: **29/323,214**

(22) Filed: **Aug. 21, 2008**

(30) **Foreign Application Priority Data**

Jun. 13, 2008 (CN) ..... 2008 3 0300845

(51) **LOC (9) Cl.** ..... **14-02**

(52) **U.S. Cl.** ..... **D14/392**

(58) **Field of Classification Search** ..... D14/391-394,  
D14/456, 396, 398, 399; D18/1, 2, 7; 200/5 A,  
200/5 R, 6 A, 6 R; 235/145 A, 145 R; 345/160,  
345/168; 341/22, 23; 400/484-486, 488,  
400/489, 492; 178/17 A, 17 C  
See application file for complete search history.

(56) **References Cited**

**U.S. PATENT DOCUMENTS**

D330,199 S \* 10/1992 Mendel et al. .... D14/396  
D347,629 S \* 6/1994 Hermann ..... D14/396  
5,424,728 A \* 6/1995 Goldstein ..... 341/22

D471,196 S \* 3/2003 Goto ..... D14/392  
D476,013 S \* 6/2003 Tabasso et al. .... D14/456  
D478,907 S \* 8/2003 Smith ..... D14/396  
D481,732 S \* 11/2003 Swansey et al. .... D14/396  
D482,362 S \* 11/2003 Goto ..... D14/392  
D521,513 S \* 5/2006 Neal et al. .... D14/392  
D534,533 S \* 1/2007 Nguyen et al. .... D14/391  
2005/0276651 A1 \* 12/2005 McLoone et al. .... 400/489

\* cited by examiner

*Primary Examiner*—Freda S Nunn

(74) *Attorney, Agent, or Firm*—Frank R. Niranjana

(57) **CLAIM**

The ornamental design for a keyboard, substantially as shown and described.

**DESCRIPTION**

FIG. 1 is a perspective view of a keyboard in accordance with the present design;

FIG. 2 is a front elevational view thereof;

FIG. 3 is a left side elevational view thereof;

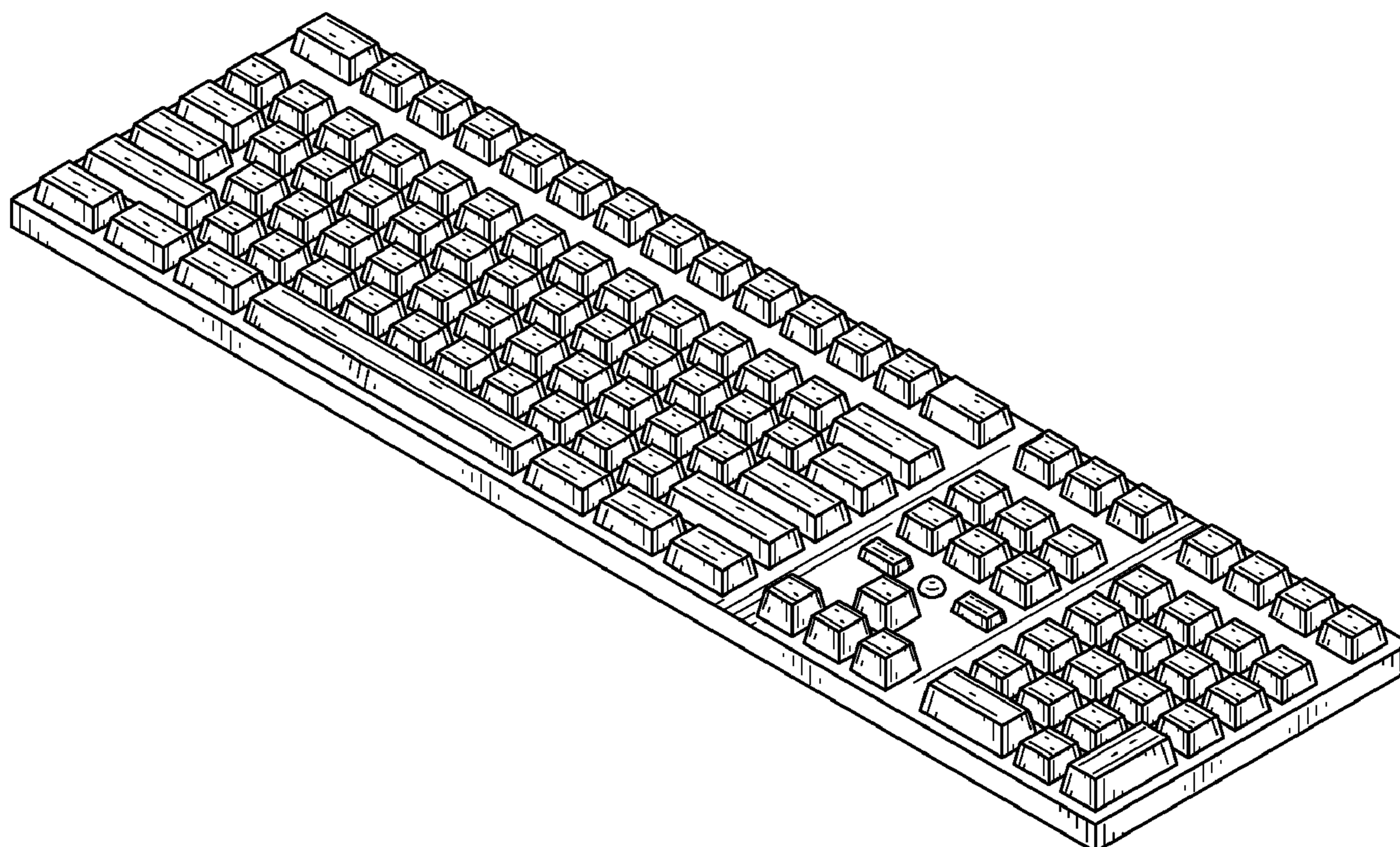
FIG. 4 is a right side elevational view thereof;

FIG. 5 is a top plan view thereof;

FIG. 6 is a bottom plan view thereof; and,

FIG. 7 is a partial perspective view of the keyboard in accordance with the present design.

**1 Claim, 7 Drawing Sheets**



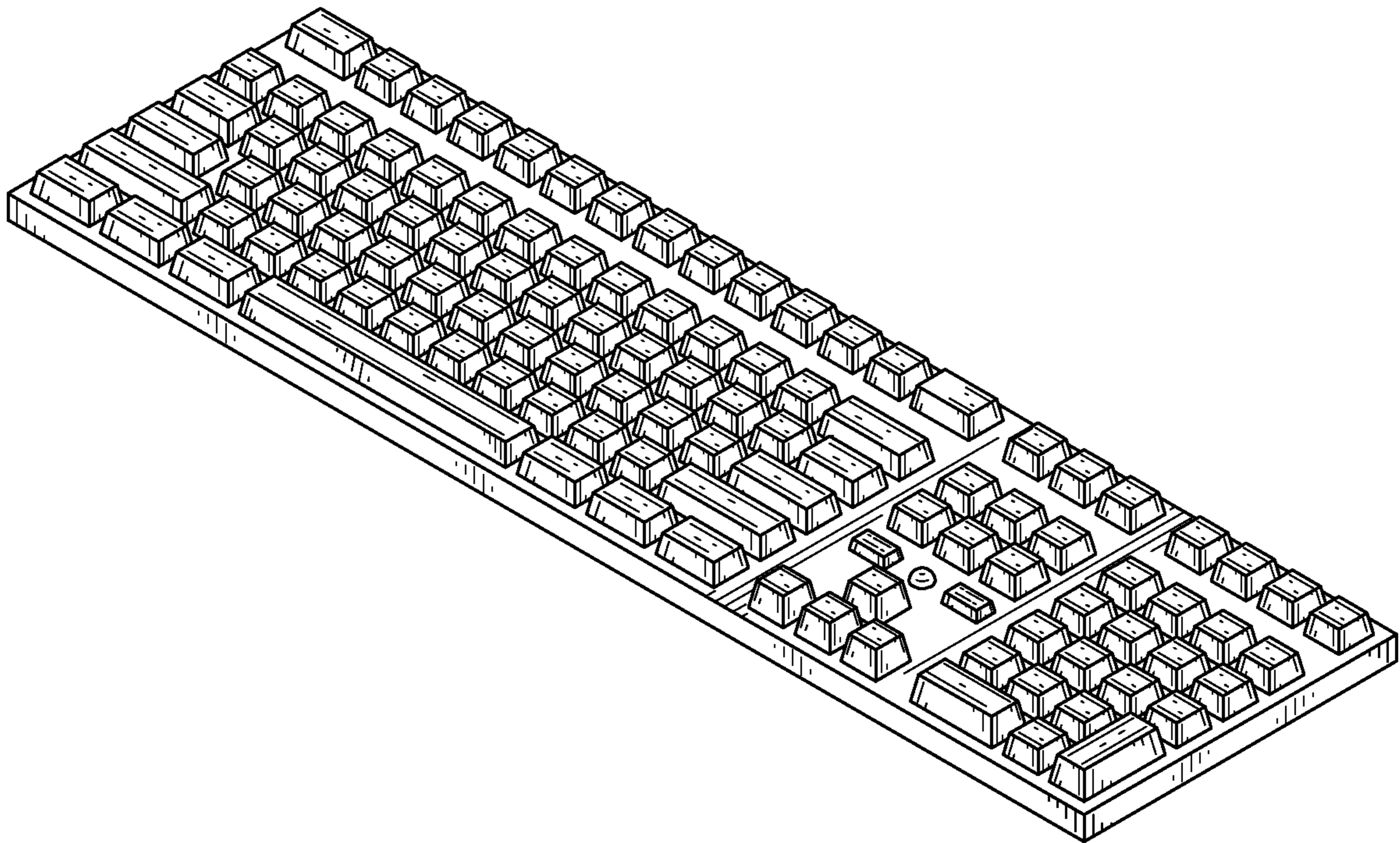


FIG. 1




FIG. 2

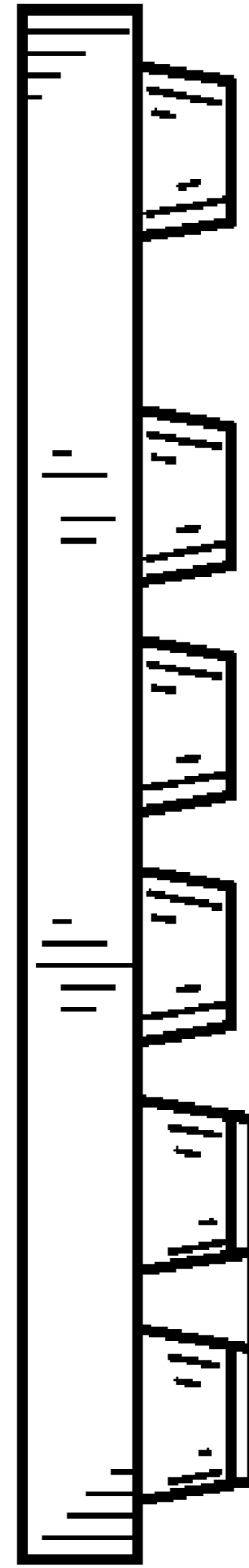


FIG. 3

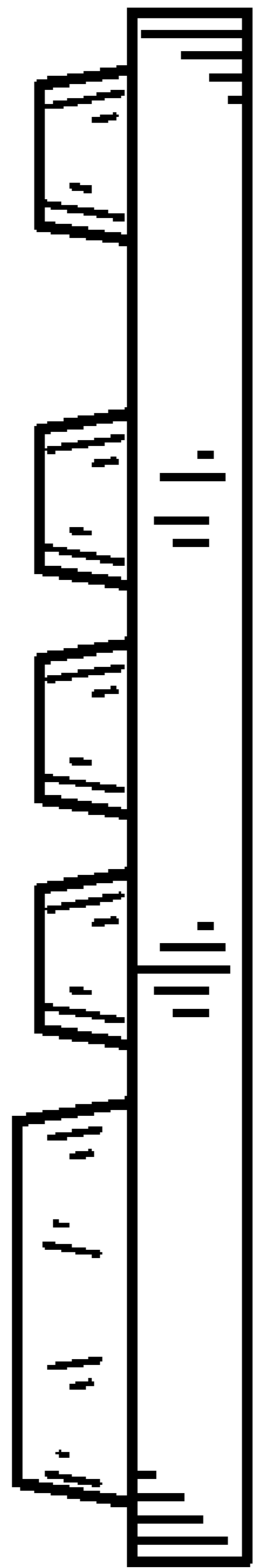


FIG. 4

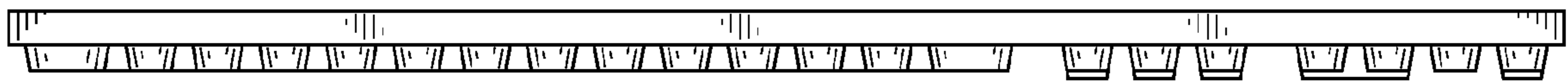


FIG. 5

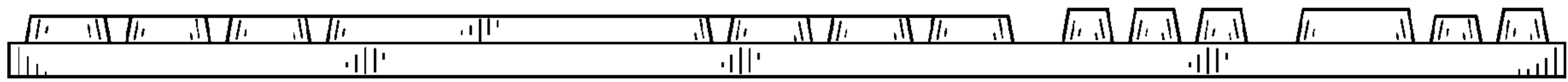


FIG. 6

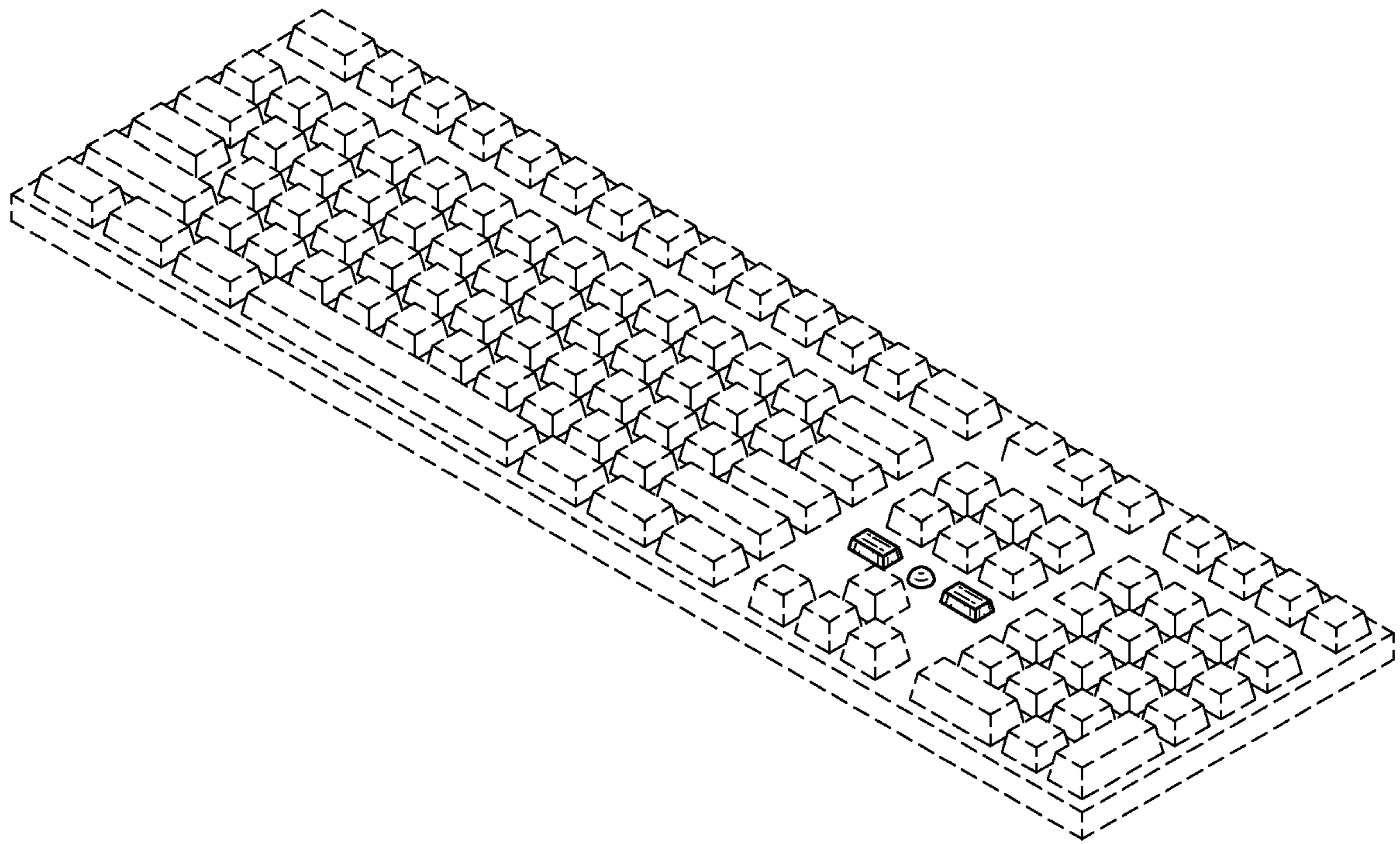


FIG. 7