



US00D607425S

(12) **United States Design Patent**
Asai

(10) **Patent No.:** **US D607,425 S**
(45) **Date of Patent:** **** Jan. 5, 2010**

(54) **VIDEO CONTROLLER**

(75) Inventor: **Yoshihiko Asai**, Tokyo (JP)
(73) Assignee: **Panasonic Corporation**, Osaka (JP)

(**) Term: **14 Years**

(21) Appl. No.: **29/327,734**

(22) Filed: **Nov. 12, 2008**

(30) **Foreign Application Priority Data**

May 13, 2008 (JP) 2008-011842

(51) **LOC (9) Cl.** **14-03**

(52) **U.S. Cl.** **D14/125**

(58) **Field of Classification Search** D14/125-134,
D14/239, 371, 136, 374-377, 135, 492, 299,
D14/356, 361-363, 365, 496, 156, 157, 160;
312/7.2, 208.1-223.2; 348/836, 838, 180,
348/184, 325, 739, 10, 460; 341/12; 248/917-924,
248/465, 123.11; 345/104, 133, 156, 168,
345/87, 173, 169; 349/1, 2, 11, 62; 720/605,
720/669, 600, 655, 99, 197; 455/344-347;
361/690-696; 369/75.1-77.2

See application file for complete search history.

(56) **References Cited**

U.S. PATENT DOCUMENTS

D344,726 S * 3/1994 Amiya D14/160
D367,052 S * 2/1996 Ito et al. D14/162
D375,747 S * 11/1996 East D14/217
D417,669 S * 12/1999 Ito et al. D14/217
D434,397 S * 11/2000 Sasago D14/125
D443,606 S * 6/2001 Ito et al. D14/217

D455,731 S * 4/2002 Mackie et al. D14/217
D518,470 S * 4/2006 Takita et al. D14/162
D544,454 S * 6/2007 Miyazaki D14/125
D568,275 S * 5/2008 Kaneda D14/132
D586,305 S * 2/2009 Tsuboi D14/125

FOREIGN PATENT DOCUMENTS

JP D1149628 8/2002
JP D1329432 5/2008

* cited by examiner

Primary Examiner—Raphael Barkai

Assistant Examiner—Randall H Gholson

(74) *Attorney, Agent, or Firm*—Brinks Hofer Gilson & Lione

(57) **CLAIM**

I claim the ornamental design for a video controller, as shown and described.

DESCRIPTION

FIG. 1 is a top perspective view of a video controller of the present invention;

FIG. 2 is a front view thereof;

FIG. 3 is a rear view thereof;

FIG. 4 is a first side view thereof;

FIG. 5 is a second side view thereof;

FIG. 6 is a top view thereof; and,

FIG. 7 is a bottom view thereof.

The broken line showing of video controller is included for the purpose of illustrating environment and forms no part of the claimed design.

1 Claim, 7 Drawing Sheets

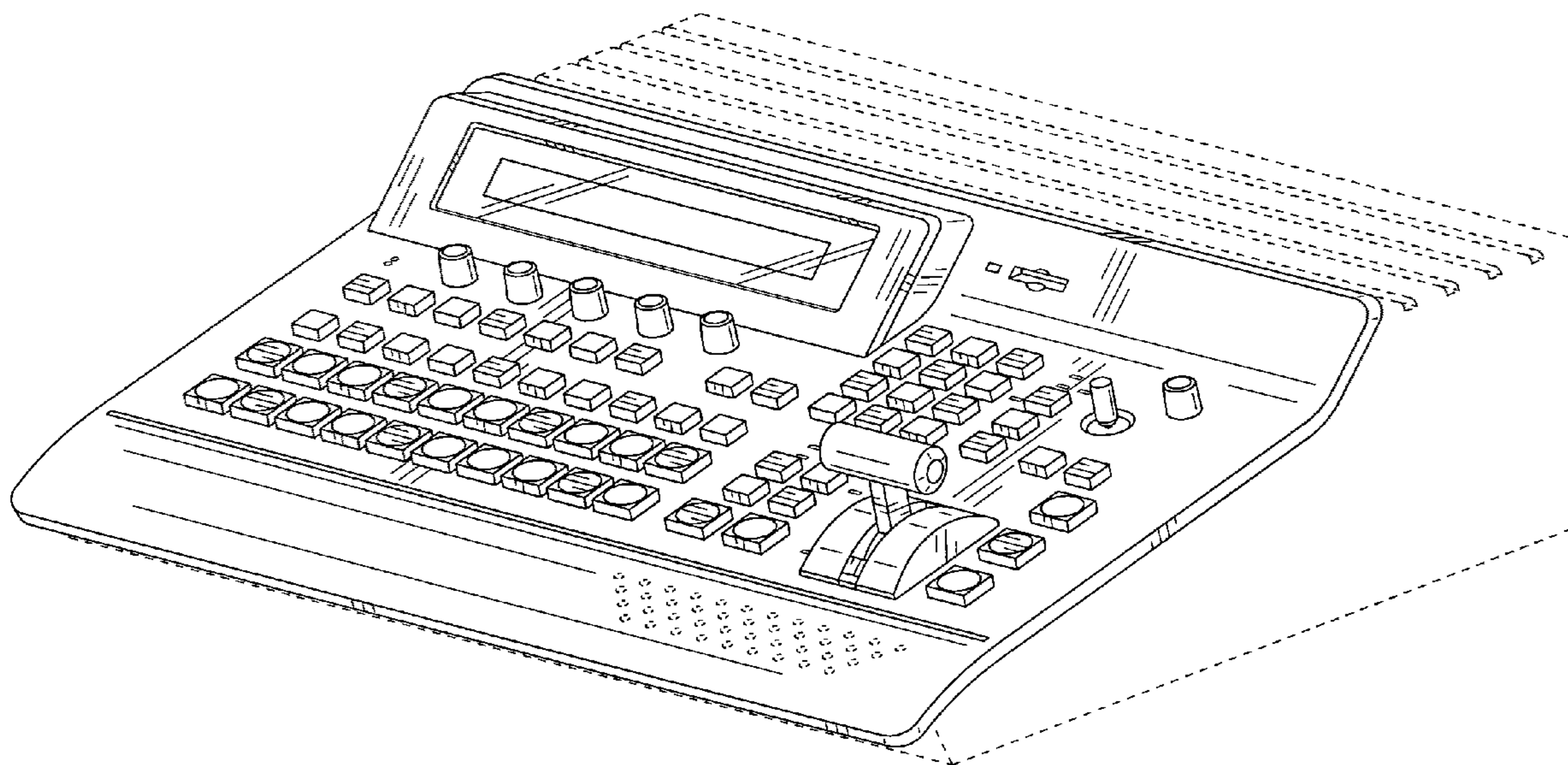


FIG.1

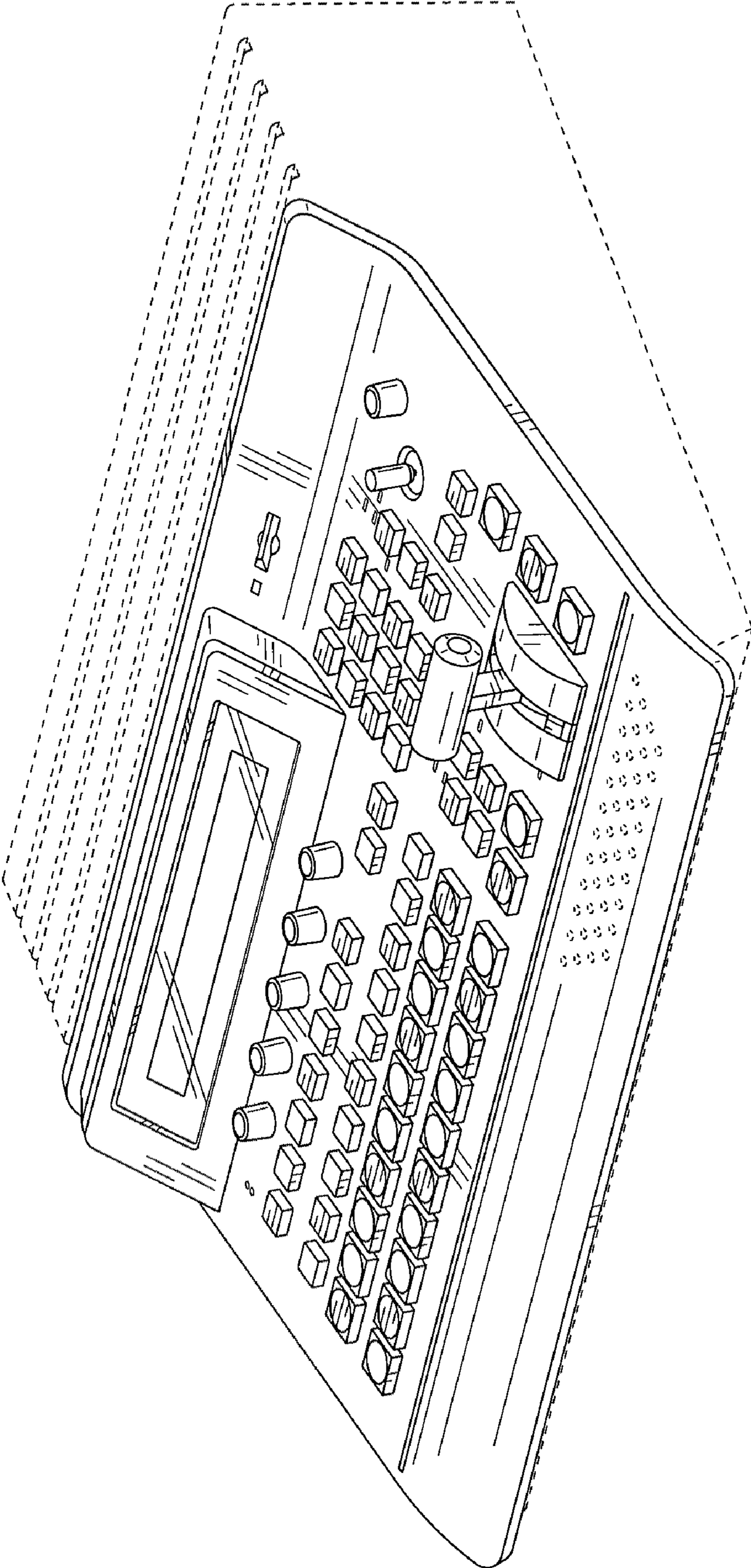


FIG.2




FIG.3




FIG.4

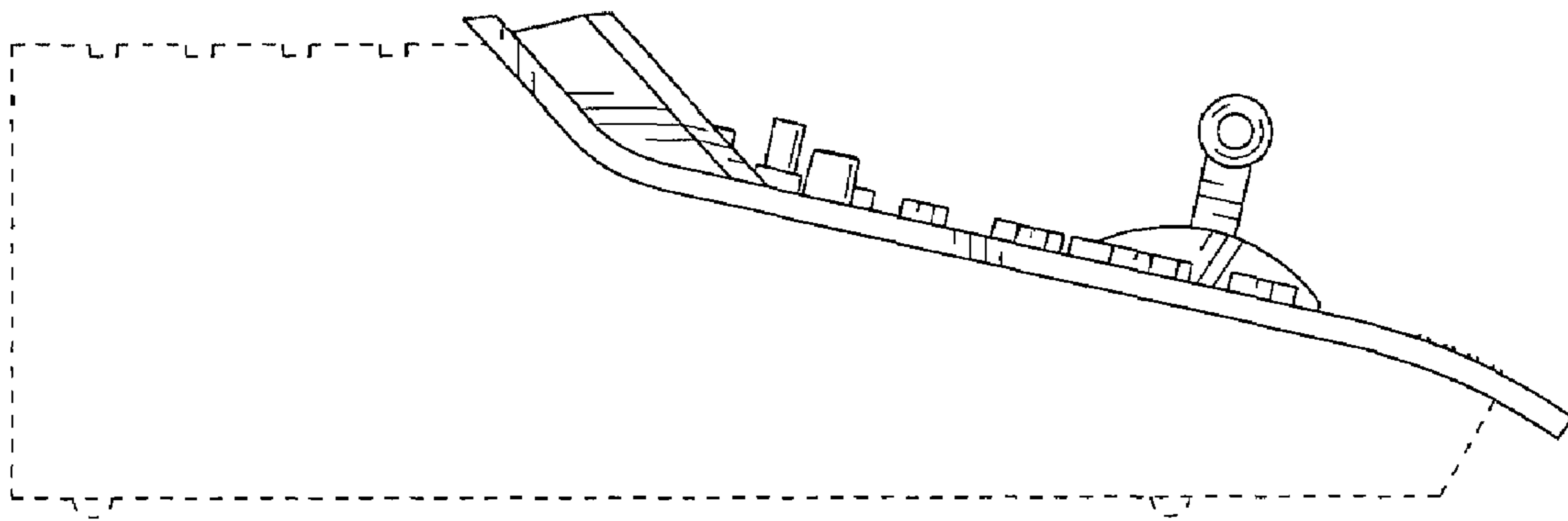


FIG.5

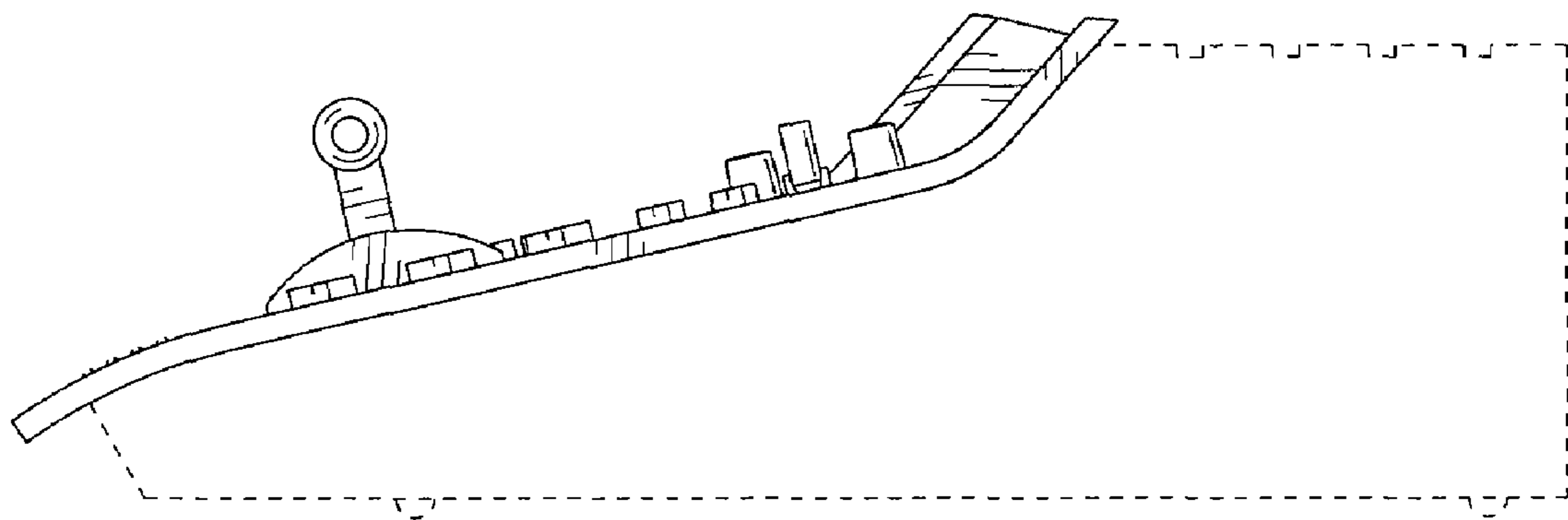


FIG.6

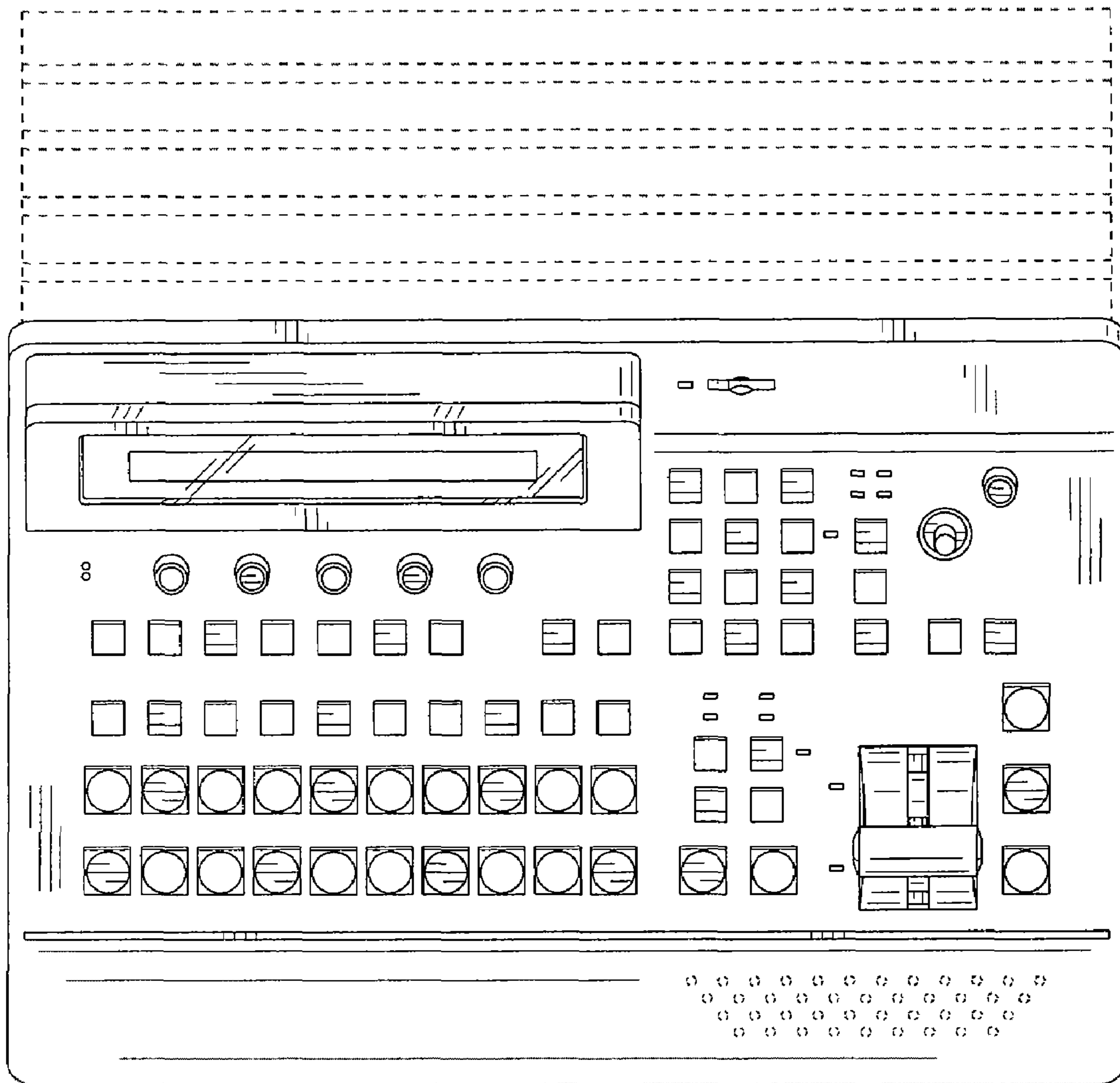


FIG.7

