

US00D607394S

(12) **United States Design Patent**
Bauer et al.

(10) **Patent No.:** **US D607,394 S**
(45) **Date of Patent:** **** Jan. 5, 2010**

(54) **PARTIAL TOP PORTION OF A VEHICLE,
TOY REPLICA AND/OR OTHER REPLICAS**

D451,845 S * 12/2001 Hull D12/92
D455,984 S * 4/2002 Boulay et al. D12/92
D458,872 S * 6/2002 Ramaciotti D12/92

(75) Inventors: **Karlheinz Bauer**, Esslingen (DE);
Hans-Dieter Futschik, Gechingen (DE);
Holger Hutzenlaub, Boeblingen (DE);
Steffen Koehl, Stuttgart (DE); **Frank
Pfisterer**, Weil der Stadt (DE); **Gorden
Wagener**, Stuttgart (DE); **Il-Hun Yoon**,
Boeblingen (DE)

* cited by examiner

Primary Examiner—Melody N Brown
(74) *Attorney, Agent, or Firm*—Crowell & Moring LLP

(73) Assignee: **Daimler AG**, Stuttgart (DE)

(**) Term: **14 Years**

(21) Appl. No.: **29/311,513**

(22) Filed: **Apr. 6, 2009**

(30) **Foreign Application Priority Data**

Oct. 7, 2008 (DE) 402008004778

(51) **LOC (9) Cl.** **12-16**

(52) **U.S. Cl.** **D12/196**

(58) **Field of Classification Search** D12/164,
D12/196, 90–92, 86; 296/181.1, 181.5
See application file for complete search history.

(56) **References Cited**

U.S. PATENT DOCUMENTS

D396,662 S * 8/1998 Belker et al. D12/86
D419,489 S * 1/2000 Sacco et al. D12/92
D423,989 S * 5/2000 Lawson D12/92
D434,699 S * 12/2000 Pfeiffer D12/92
D439,551 S * 3/2001 Hatt et al. D12/92

(57) **CLAIM**

The ornamental design for a partial top portion of a vehicle,
toy, replica and/or other replicas, as shown and described.

DESCRIPTION

This application contains subject matter related to the follow-
ing co-pending U.S. applications: application Ser. No.
29/311,512, entitled “Vehicle, Toy, or Likeness Thereof”; and
application Ser. No. 29/311,510, entitled “Rear Portion of a
Vehicle, Toy, or Likeness Thereof”.

FIG. 1 is a left, front perspective view of a partial top portion
of a vehicle, toy, replica and/or other replicas according to my
novel design, the right, front perspective view being mirror
symmetrical;

FIG. 2 is a left, rear perspective view thereof, the right, rear
perspective view being mirror symmetrical;

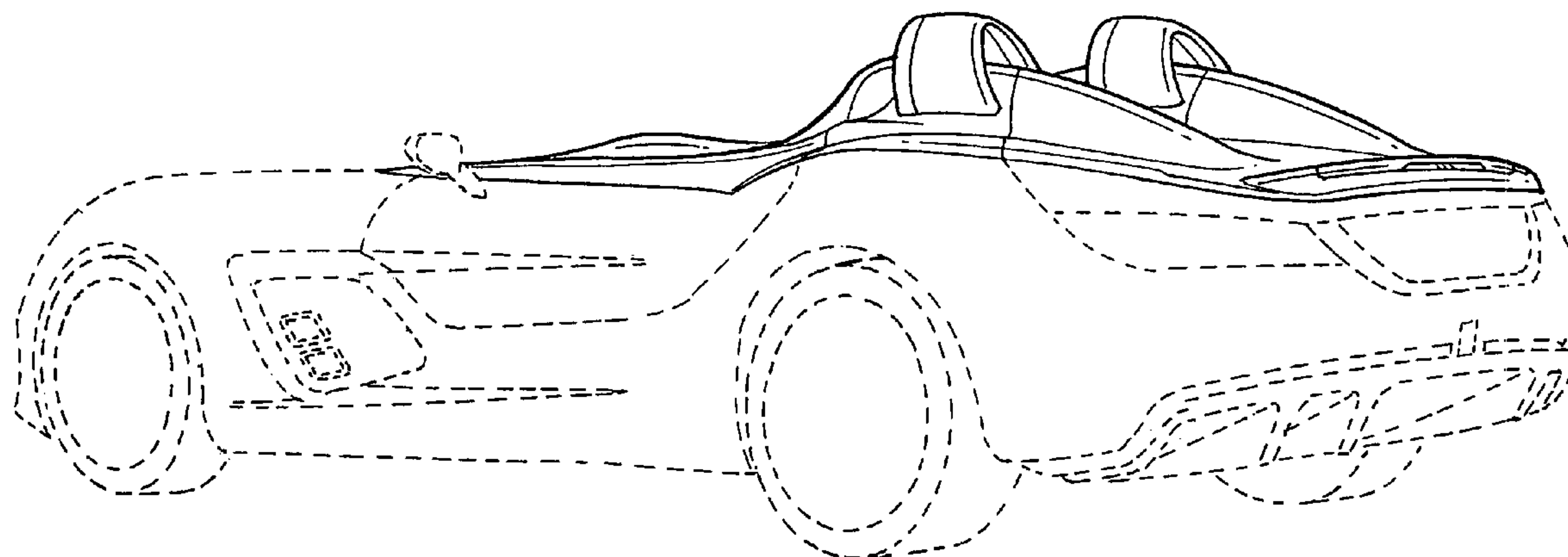
FIG. 3 is a rear view thereof;

FIG. 4 is a left side view thereof, the right side view being
mirror symmetrical; and,

FIG. 5 is a top view thereof.

The broken lines are for illustrative purposes only and form
no part of the claimed design.

1 Claim, 4 Drawing Sheets



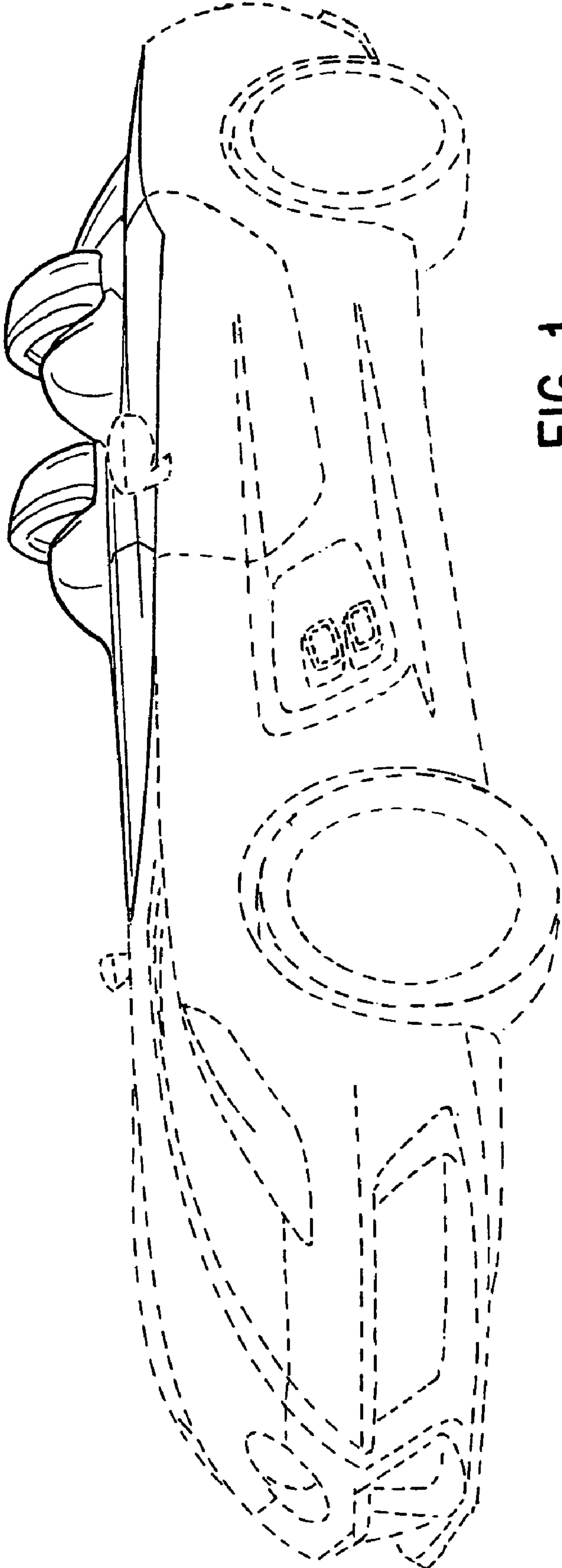


FIG. 1

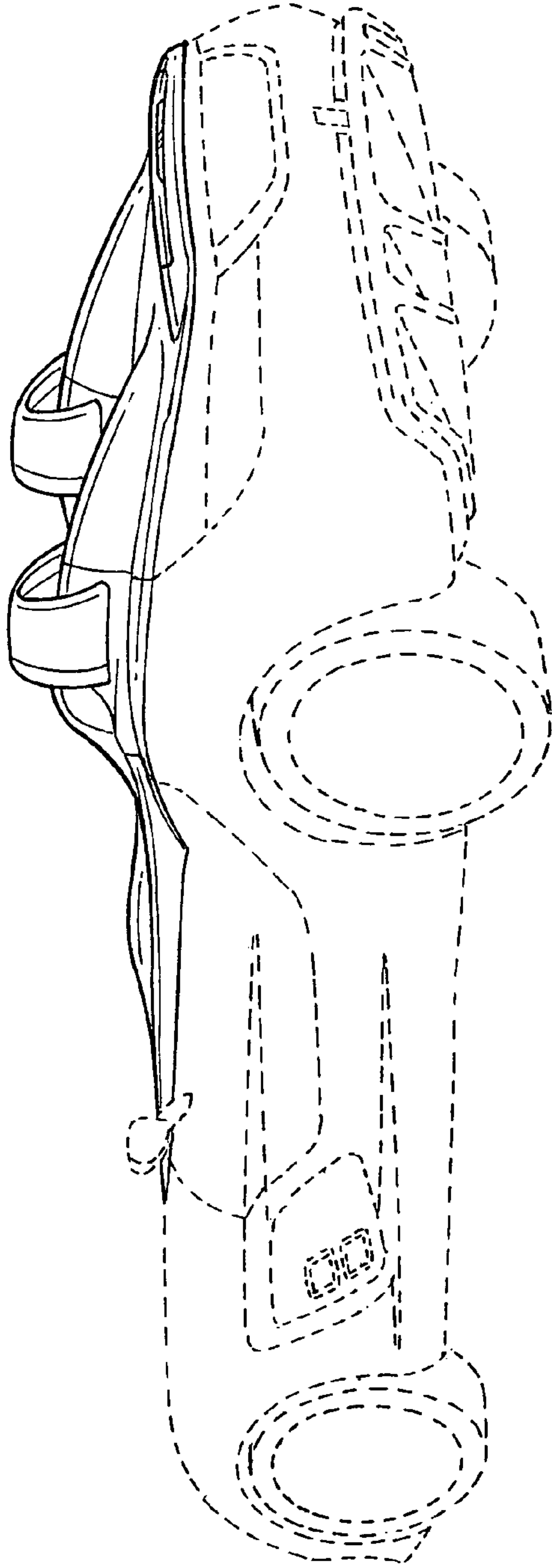


FIG. 2

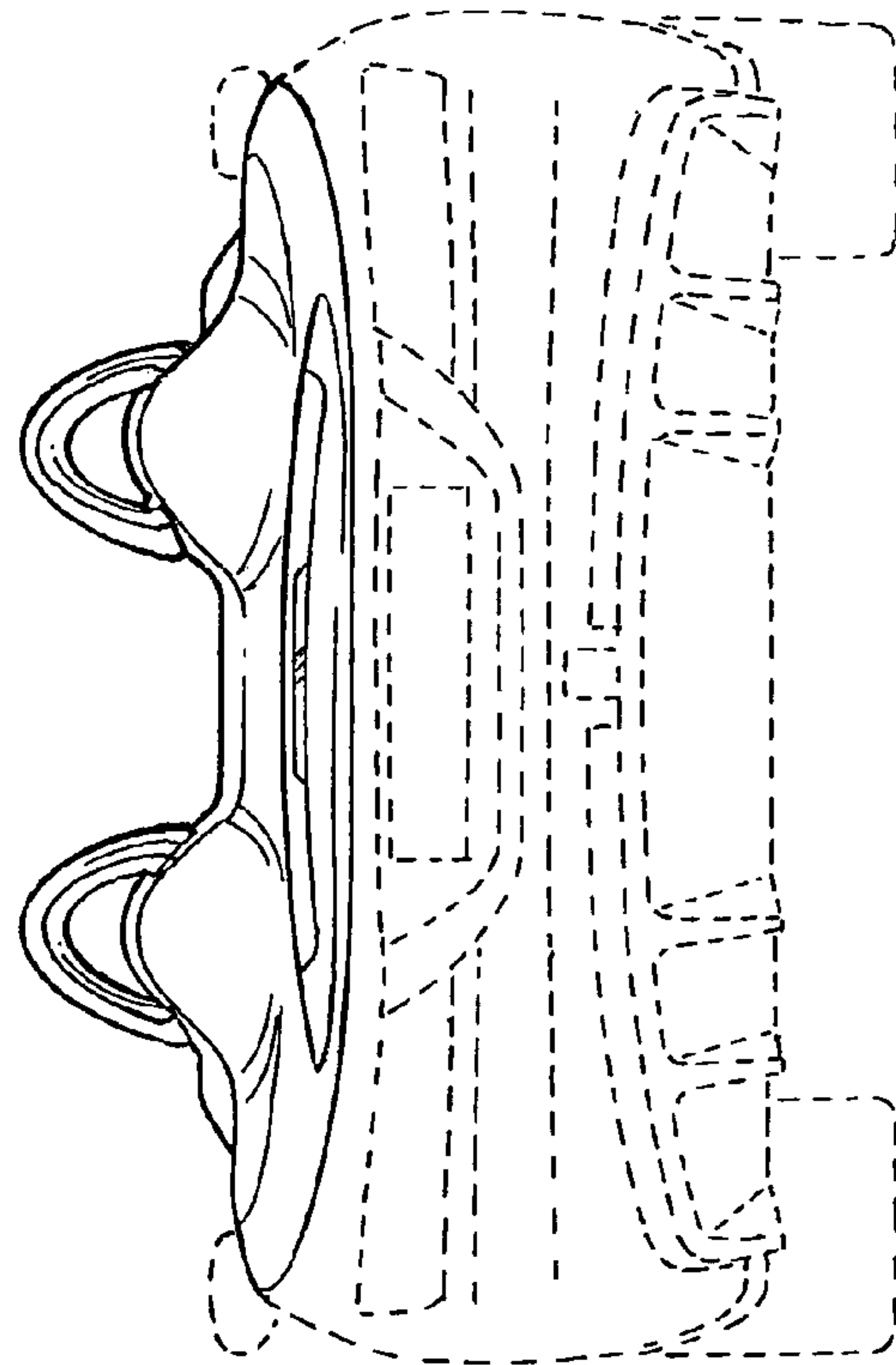


FIG. 3

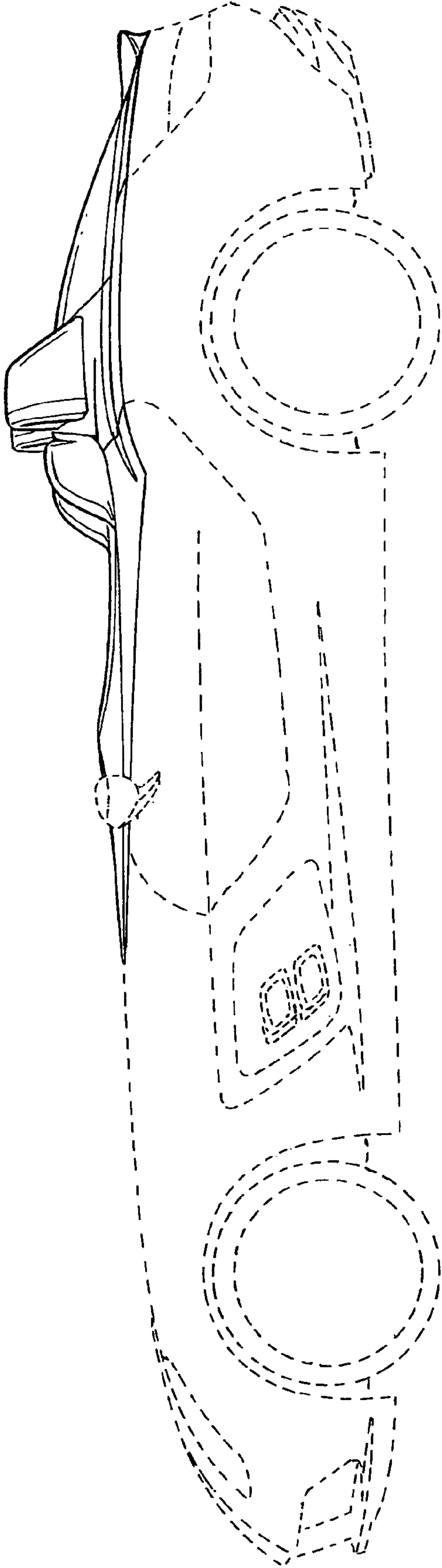


FIG. 4




FIG. 5