



US00D607387S

(12) **United States Design Patent**  
**Golden et al.**

(10) **Patent No.:** **US D607,387 S**  
(45) **Date of Patent:** **\*\* Jan. 5, 2010**

(54) **VEHICLE WINDSHIELD**

(75) Inventors: **Edward Golden**, Pinckney, MI (US);  
**Darrell Behmer**, Novi, MI (US); **Melvin Betancourt**, Shelby Township, MI (US);  
**Solomon Song**, Farmington Hills, MI (US); **Shawn Wehrly**, Royal Oak, MI (US);  
**Addam Ebel**, Dearborn, MI (US); **Sang Kim**, Canton, MI (US); **Garen Nicoghosian**, Beverly Hills, MI (US)

(73) Assignee: **Ford Global Technologies, LLC**, Dearborn, MI (US)

(\*\*) Term: **14 Years**

(21) Appl. No.: **29/241,532**

(22) Filed: **Oct. 27, 2005**

(51) **LOC (9) Cl.** ..... **12-16**

(52) **U.S. Cl.** ..... **D12/182**

(58) **Field of Classification Search** ..... D12/182-183,  
D12/317; 219/203; 296/84.1, 96.19, 97.1,  
296/95.1; 160/370.21, 370.22; 428/155,  
428/172

See application file for complete search history.

(56) **References Cited**

**U.S. PATENT DOCUMENTS**

D148,346	S	*	1/1948	Ackermans	.....	D12/92
D180,873	S	*	8/1957	Giacosa	.....	D12/92
3,810,180	A	*	5/1974	Kunert et al.	.....	343/713
3,866,232	A	*	2/1975	Weigt	.....	343/713
3,874,437	A	*	4/1975	Black	.....	160/370.21

(Continued)

**OTHER PUBLICATIONS**

AutoWeek.com, *2007 Edge*, Jul. 6, 2005 <http://forums.autoweek.com/thread/jspa?forumID=235&threadID=177858&messageID=388305>.

TheCarConnection.com, TCC Message Boards—*Concepts, Spy Shots and Future Cars—2007 Ford Edge*, Aug. 11, 2005.

(Continued)

*Primary Examiner*—Caron Veynar  
*Assistant Examiner*—Abraham Bahta  
(74) *Attorney, Agent, or Firm*—Fredrick Owens

(57) **CLAIM**

The ornamental design for a vehicle windshield, as shown and described.

**DESCRIPTION**

FIG. 1 is a top-down plan view of a vehicle windshield showing our new design;

FIG. 2 is a bottom-up plan view of thereof;

FIG. 3 is a front elevational view of the vehicle windshield;

FIG. 4 is a left side elevational view of the vehicle windshield showing an outline wire frame of a vehicle, the right side being a mirror image thereof;

FIG. 5 is section view of the vehicle windshield taken along the lines 5—5 of FIG. 3;

FIG. 6 is a top edge view thereof;

FIG. 7 is a bottom edge view thereof;

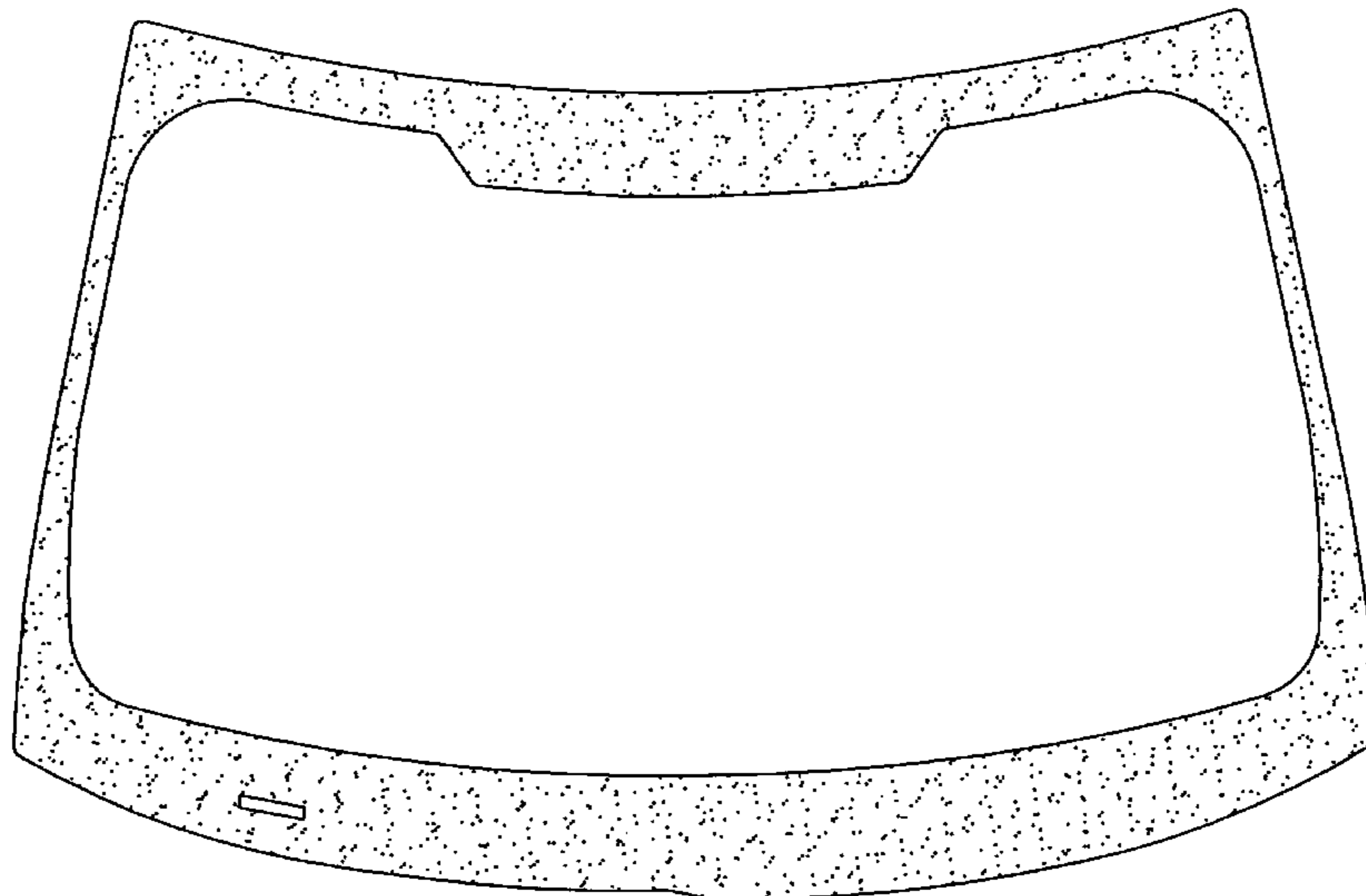
FIG. 8 is an alternative bottom-up plan view of the vehicle windshield showing a ceramic paint applied to a portion of the inner surface thereof;

FIG. 9 is an alternative front elevation view of the vehicle windshield showing a ceramic paint applied to a portion of the inner (bottom) surface thereof; and,

FIG. 10 is an alternative left side elevational view showing an outline wire frame of a vehicle, the right side view being a mirror image thereof.

The broken lines shown in the drawings are for illustrative purposes only and form no part of the claimed design.

**1 Claim, 10 Drawing Sheets**



U.S. PATENT DOCUMENTS

D312,440 S \* 11/1990 Svensson ..... D12/182  
D388,365 S \* 12/1997 Axe et al. .... D12/92  
D453,130 S \* 1/2002 Armstrong ..... D12/182  
D494,506 S \* 8/2004 Okonkwo ..... D12/92  
D522,941 S \* 6/2006 Metros et al. .... D12/182  
D539,190 S \* 3/2007 Brown et al. .... D12/91

OTHER PUBLICATIONS

Chicago Tribune—Online Edition, *The 2007 Ford Edge crossover vehicle, derived from the Mazda6 sedan, will make its debut early next year.* Aug. 24, 2005 <http://www.chicagotribune.com/classified/automotive/chi->

050824mateja-pix,1,5840997.photo?coll=chi-classifiedcars-hed.

Popular Mechanics Online, *PM.com Exclusive: 2 Look-alike Mules*, Sep. 8, 2005 [http://www.popularmechanics.com/automotive/spy\\_reports/1829262.html](http://www.popularmechanics.com/automotive/spy_reports/1829262.html).

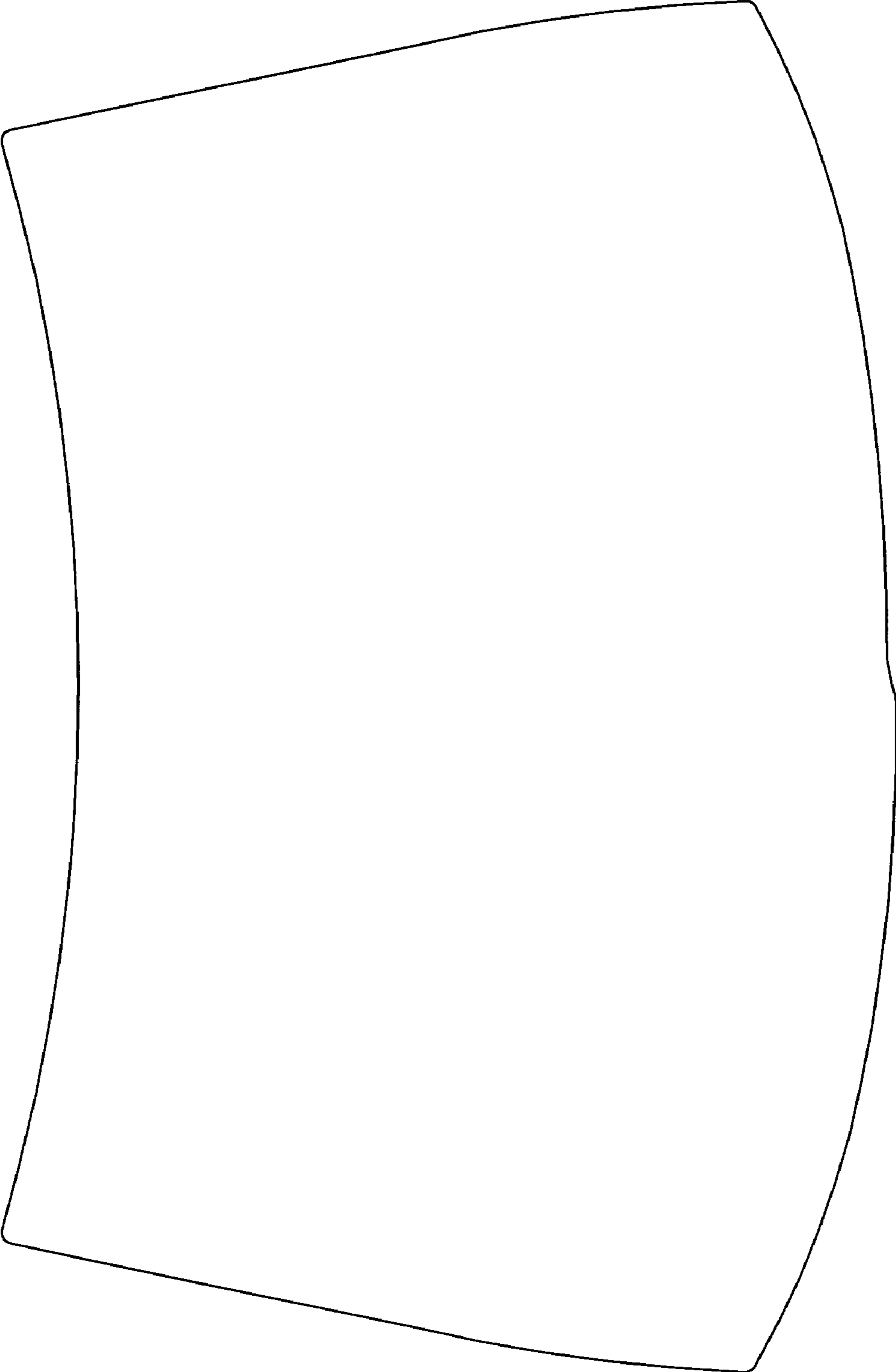
Edmunds.com, *New Ford Edge Crossover Caught Testing*, Sep. 26, 2005 <http://www.edmunds.com/insideline/do/Features/articleId=107367>.

Lincoln Concept Aviator Concept, Detroit 2004 (5 views).

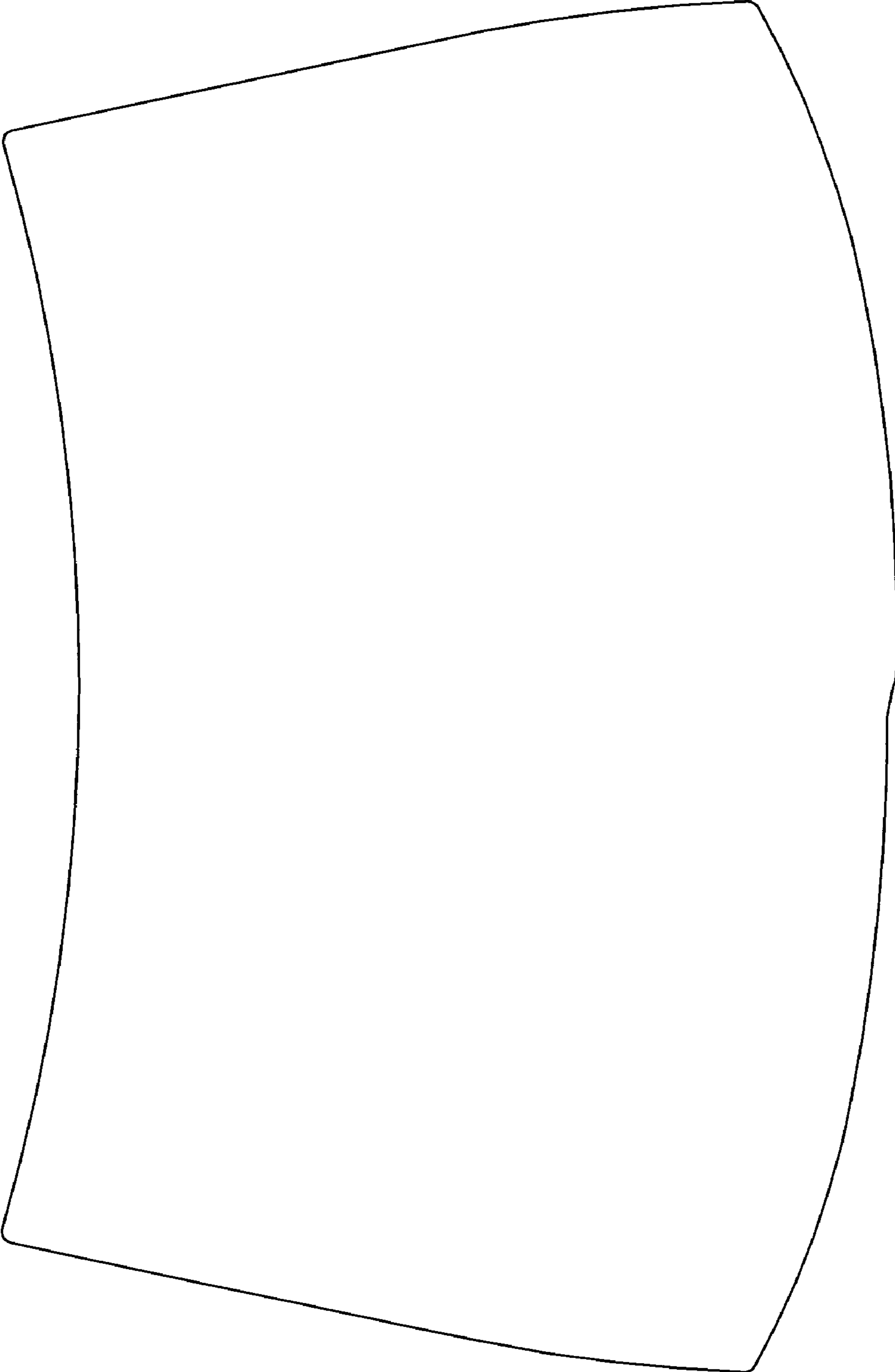
Lincoln Concept Mark X, Detroit 2004 (2 views).

Lincoln Concept Navicross, Detroit 2003 (4 views).

\* cited by examiner



*Figure 1*



*Figure 2*




Figure 3

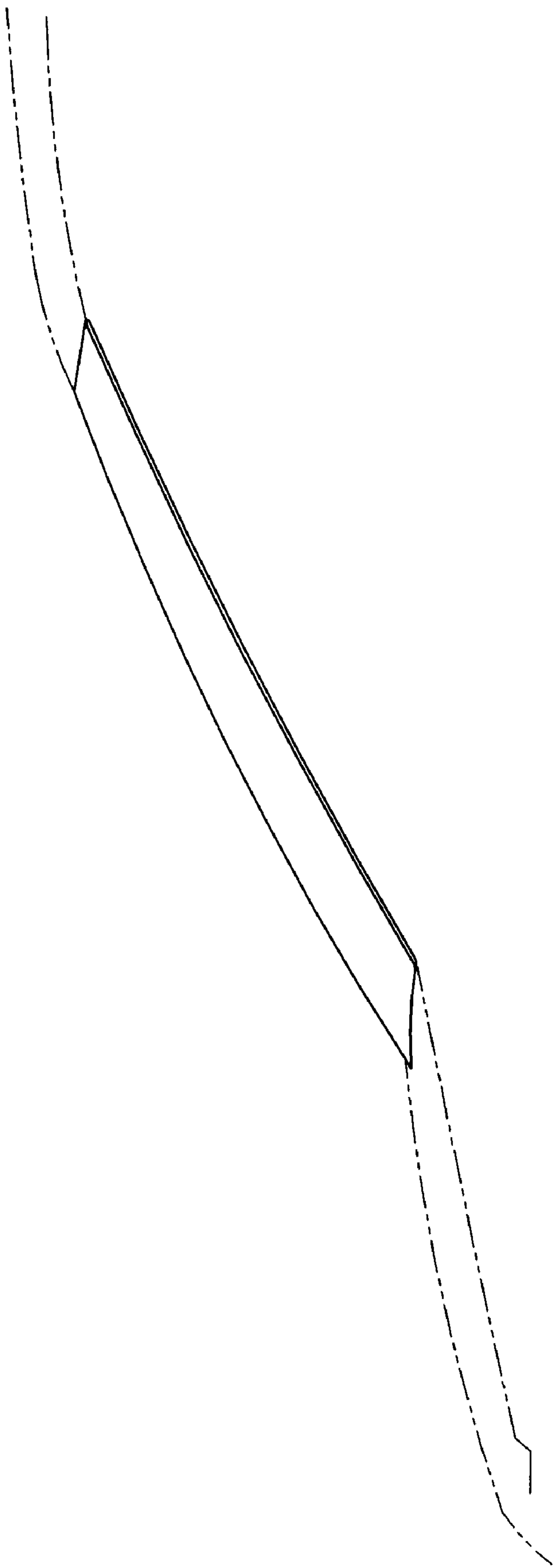


Figure 4


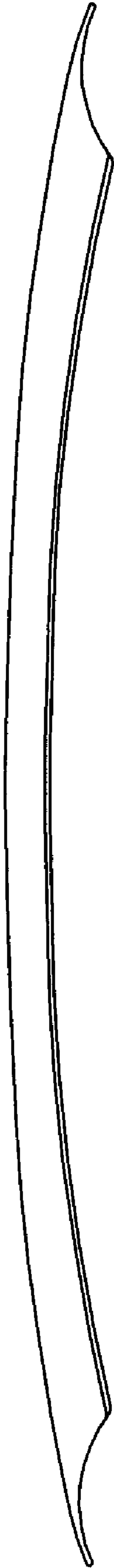


Figure 5



*Figure 6*






Figure 7

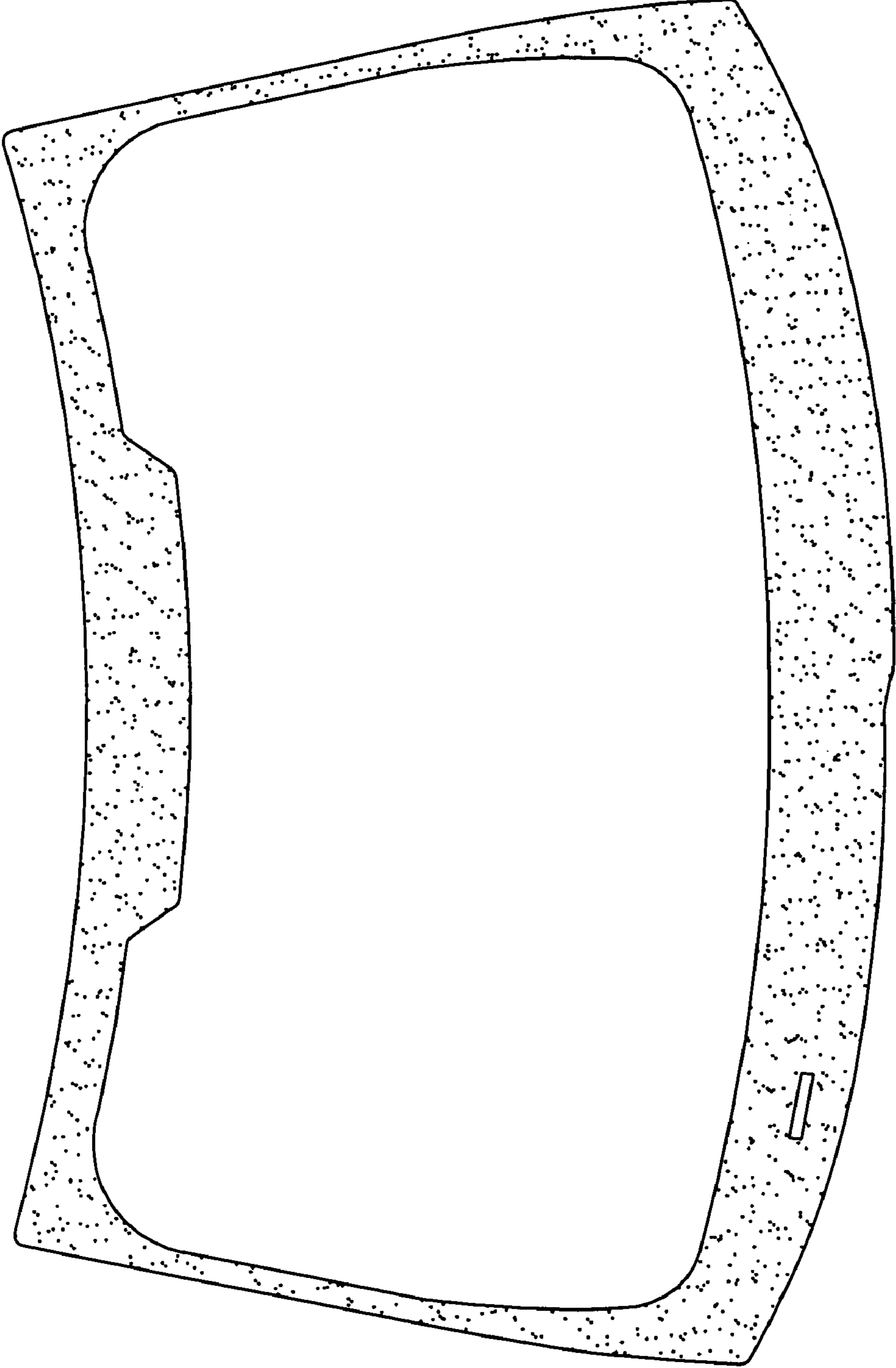


Figure 8




Figure 9

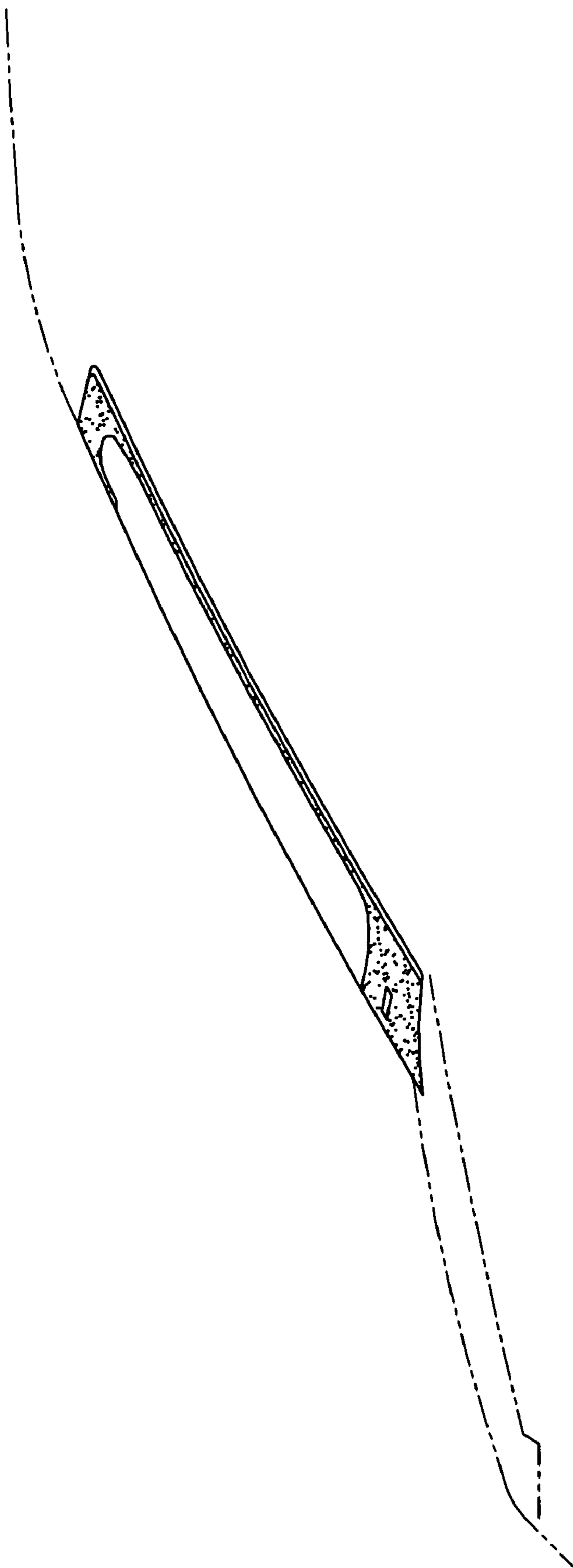


Figure 10