



US00D607383S

(12) **United States Design Patent**
Krauss

(10) **Patent No.:** **US D607,383 S**

(45) **Date of Patent:** **** Jan. 5, 2010**

(54) **REAR DIFFUSOR OF AN AUTOMOBILE**

D483,311 S * 12/2003 Kasahara et al. D12/196
D491,851 S * 6/2004 Perfetti et al. D12/181
D495,638 S * 9/2004 Perfetti et al. D12/181

(75) Inventor: **Matthias Krauss**, Leonberg (DE)

(73) Assignee: **Techart Automobildesign GmbH**,
Leonberg (DE)

* cited by examiner

Primary Examiner—Caron Veynar
Assistant Examiner—Katrina A Kile

(**) Term: **14 Years**

(74) *Attorney, Agent, or Firm*—Collard & Roe, P.C.

(21) Appl. No.: **29/314,598**

(57) **CLAIM**

(22) Filed: **Apr. 13, 2009**

The ornamental design for a rear diffuser of an automobile, as shown and described.

(30) **Foreign Application Priority Data**

DESCRIPTION

Oct. 11, 2008 (DE) 40 2008 004 915

(51) **LOC (9) Cl.** **12-08**

(52) **U.S. Cl.** **D12/181**

(58) **Field of Classification Search** D12/181,
D12/191, 196, 400, 190, 88; 280/727, 770,
280/848; 296/190.1–190.5, 91; 180/903
See application file for complete search history.

FIG. 1 is a top perspective view of a rear diffuser of an automobile, showing my new design;

FIG. 2 is a front view thereof;

FIG. 3 is a rear view thereof;

FIG. 4 is a bottom view thereof; and,

FIG. 5 is a top view thereof.

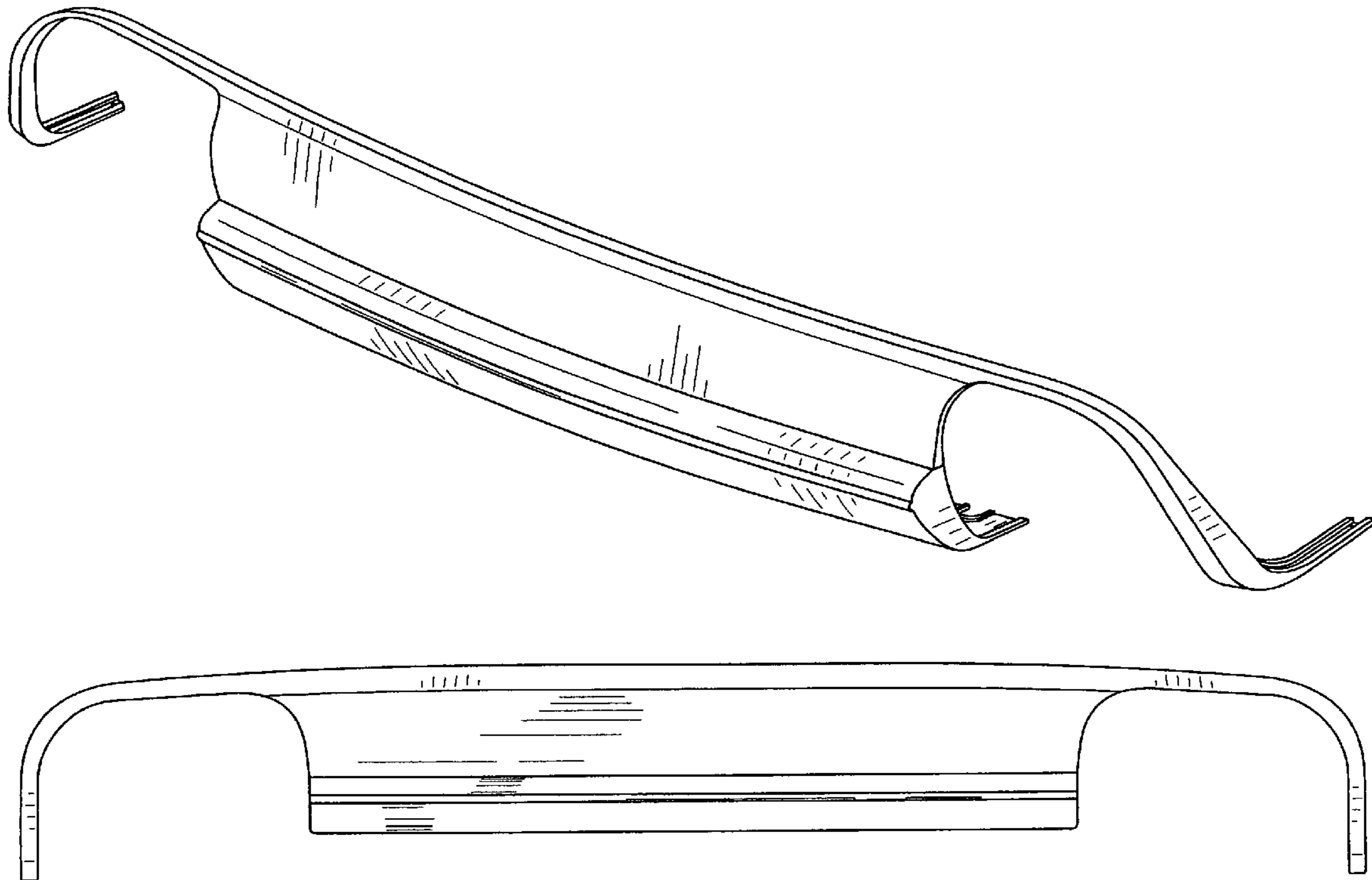
In the drawings, the broken lines show portions of a rear diffuser of an automobile and form no part of the claimed design.

(56) **References Cited**

U.S. PATENT DOCUMENTS

D294,245 S * 2/1988 Hayashi D12/181
D300,525 S * 4/1989 Kikuchi et al. D12/181
D316,390 S * 4/1991 Ichinose D12/181

1 Claim, 3 Drawing Sheets



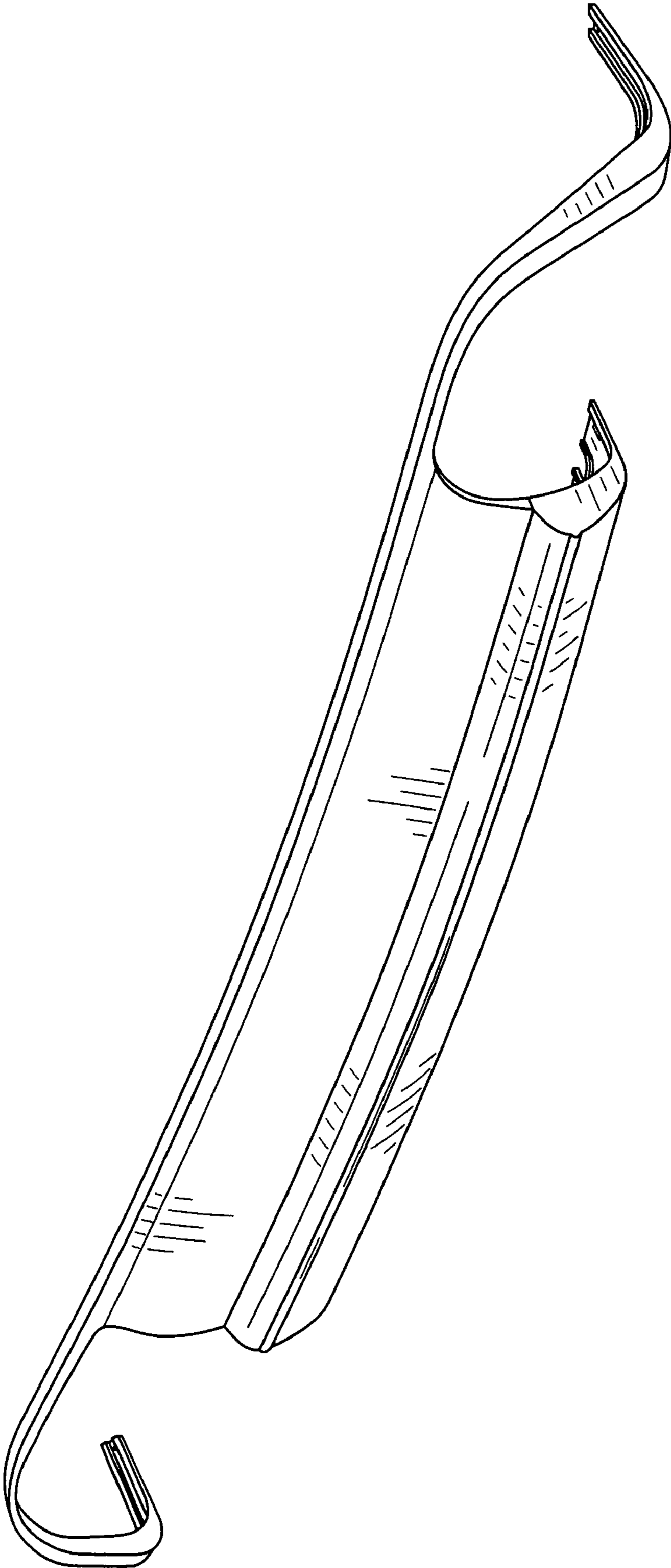


FIG. 1

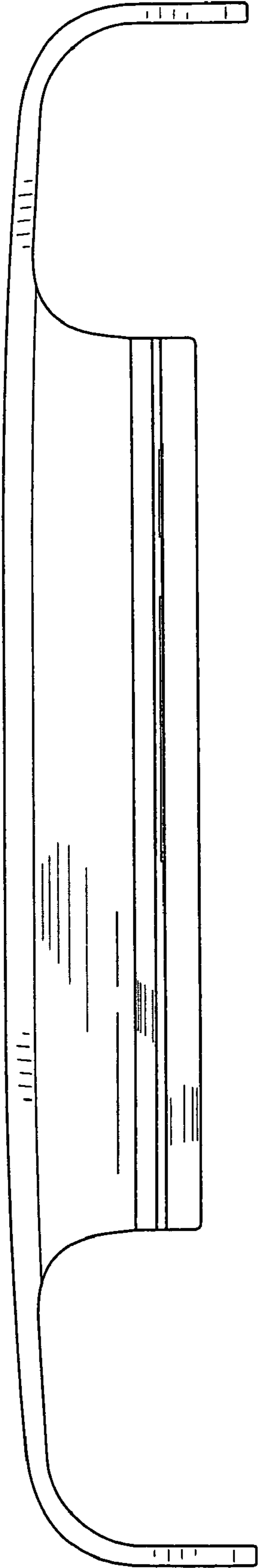


FIG. 2

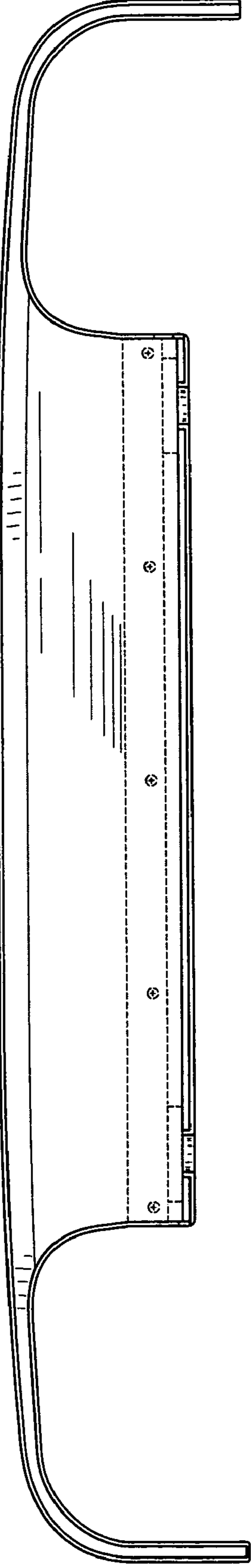


FIG. 3

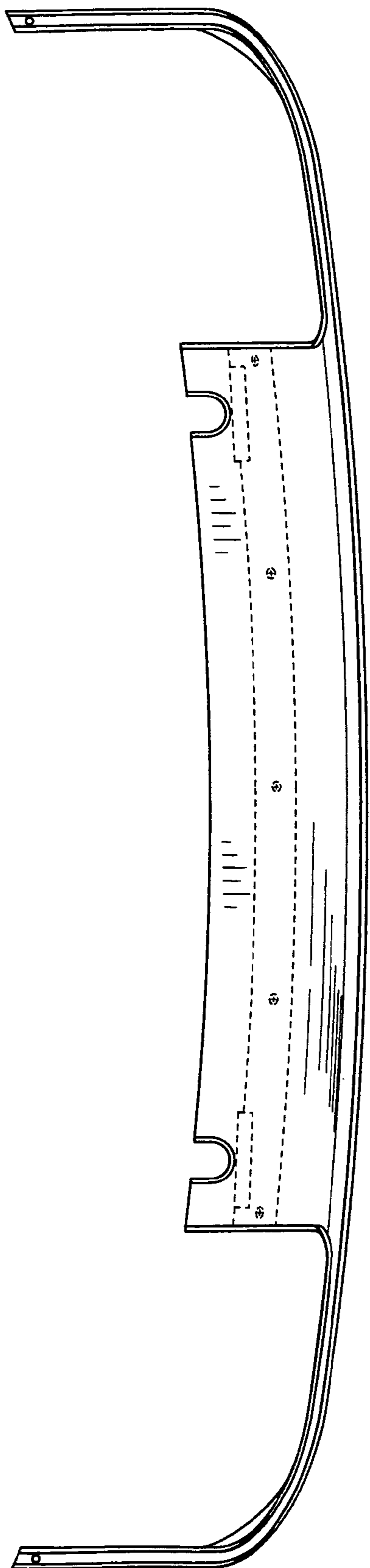


FIG. 4

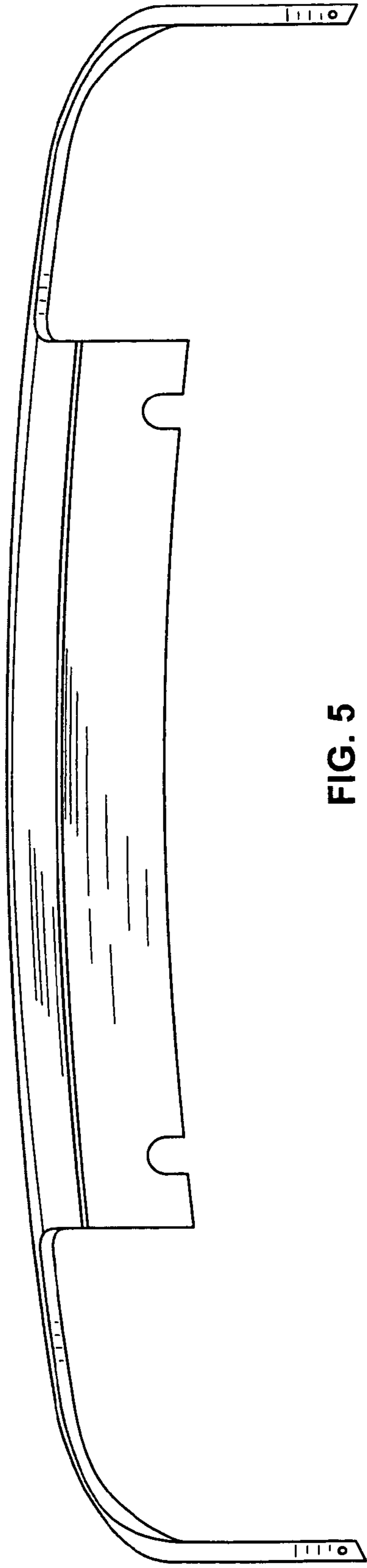


FIG. 5