



US00D607343S

(12) **United States Design Patent**
Poirier

(10) **Patent No.:** **US D607,343 S**
(45) **Date of Patent:** **** Jan. 5, 2010**

(54) **TOBACCO PACKAGE**

(75) Inventor: **Michel Poirier**, Mississauga (CA)

(73) Assignee: **JTI-MacDonald TM Corp.**, Quebec (CA)

(**) Term: **14 Years**

(21) Appl. No.: **29/328,249**

(22) Filed: **Nov. 20, 2008**

(30) **Foreign Application Priority Data**

May 20, 2008 (CA) 126122

(51) **LOC (9) Cl.** **09-05**

(52) **U.S. Cl.** **D9/707**

(58) **Field of Classification Search** D9/707,
D9/713, 430-432, 710, 415, 423, 703; 229/92,
229/107, 105; 426/106; D24/118, 121; 383/113,
383/114, 43, 907, 901; 206/484, 527, 811,
206/248, 271, 273, 242, 236; 220/495.03,
220/666; 211/85.15; D27/183, 185, 186,
D27/189

See application file for complete search history.

(56) **References Cited**

U.S. PATENT DOCUMENTS

- 383,327 A 5/1888 Starr
- 1,371,934 A * 3/1921 Reynolds 383/33
- 1,837,784 A * 12/1931 Lockett 220/8
- 2,001,149 A 5/1935 Monschein
- 2,163,324 A 6/1939 Reinhold
- 2,302,784 A * 11/1942 Lytton et al. 206/248
- 2,528,778 A * 11/1950 Piazza 206/274
- 2,624,454 A * 1/1953 Korenman 206/236
- 2,865,768 A 12/1958 Barnes et al.
- 3,159,096 A 12/1964 Tocker
- 3,229,813 A 1/1966 Crowe et al.
- 3,380,646 A 4/1968 Doyen et al.

- D214,161 S * 5/1969 Anderson D9/703
- 3,462,069 A 8/1969 Suominen
- 3,650,461 A * 3/1972 Hutcheson et al. 383/200

(Continued)

FOREIGN PATENT DOCUMENTS

- CA 86031 2/1999
- EP 1017593 B1 2/2002

Primary Examiner—Caron Veynar

Assistant Examiner—Abraham Bahta

(74) *Attorney, Agent, or Firm*—Birch, Stewart, Kolasch & Birch, LLP

(57) **CLAIM**

The ornamental design for a tobacco package, as shown and described.

DESCRIPTION

FIG. 1 is a perspective view of a tobacco package, showing my new design;

FIG. 2 is a front elevation view thereof;

FIG. 3 is a top view thereof;

FIG. 4 is a side elevation view thereof;

FIG. 5 is a bottom view thereof;

FIG. 6 is a perspective view of the tobacco package of FIGS. 1-5 shown in a less than full state;

FIG. 7 is a front elevation view thereof;

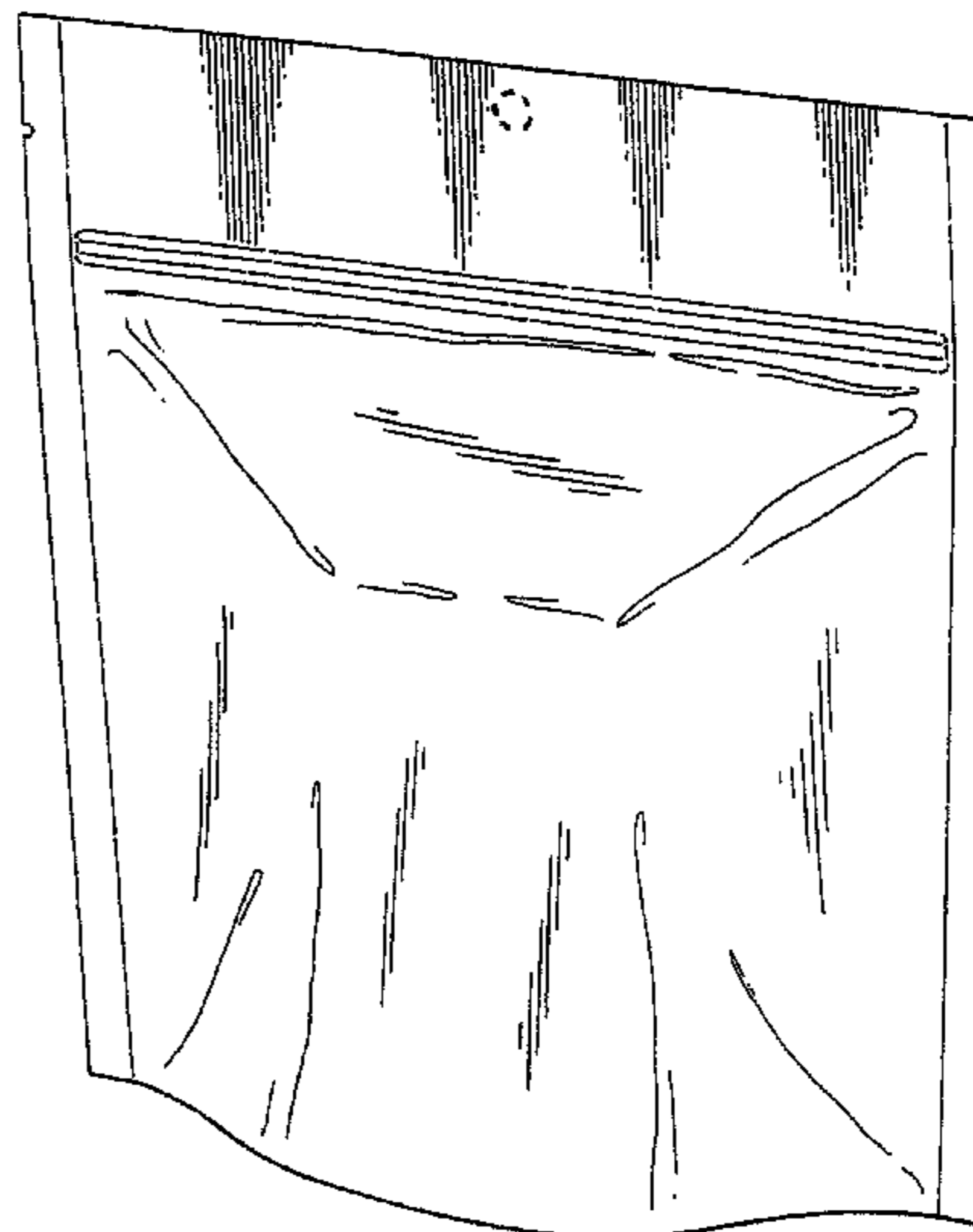
FIG. 8 is a top view thereof;

FIG. 9 is a side elevation view thereof; and,

FIG. 10 is a bottom view thereof.

The portions shown in broken lines form no part of the claimed design.

1 Claim, 6 Drawing Sheets



US D607,343 S

Page 2

U.S. PATENT DOCUMENTS

3,741,778 A	6/1973	Rowe	5,035,516 A	7/1991	Pacheco	
3,827,341 A	8/1974	Stage	5,059,036 A	10/1991	Richison et al.	
3,891,775 A	6/1975	Murray et al.	5,080,155 A	1/1992	Crozier	
3,980,225 A	9/1976	Kan	5,104,235 A	4/1992	Bronstrup et al.	
4,000,846 A	1/1977	Gilbert	5,307,955 A	5/1994	Viegas	
4,176,746 A	12/1979	Kooi	D349,451 S *	8/1994	Sagnard	D9/703
4,206,870 A	6/1980	DeVries	5,525,363 A	6/1996	Herber et al.	
4,532,652 A	7/1985	Herrington	D396,002 S	7/1998	Bell	
4,553,693 A	11/1985	Terajima et al.	D542,152 S *	5/2007	Klis	D9/710
4,576,316 A	3/1986	Foster	D578,018 S *	10/2008	Friedland et al.	D9/707
4,741,909 A	5/1988	Guthrie	D588,013 S *	3/2009	Tanaka et al.	D9/703
4,913,693 A	4/1990	Ball et al.	D595,148 S *	6/2009	Friedland et al.	D9/707

* cited by examiner




FIG. 1.




FIG. 2.

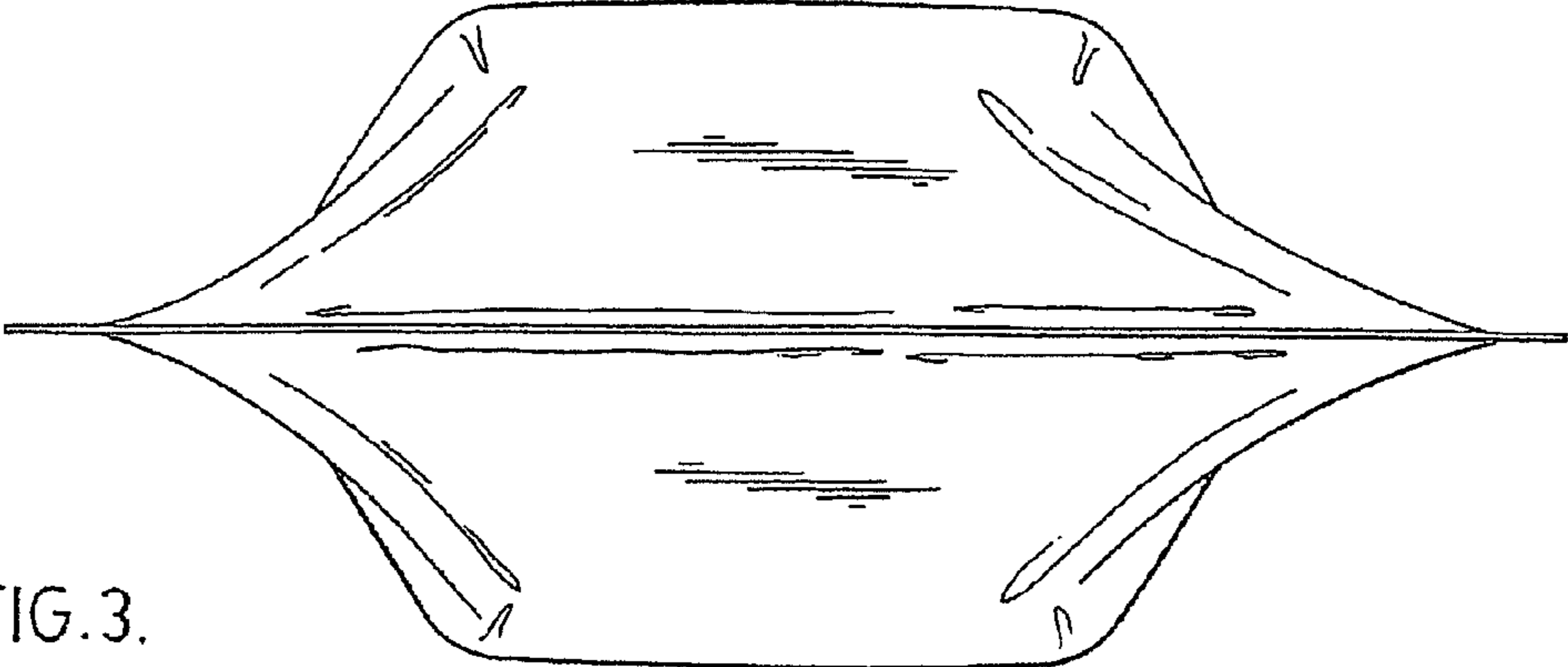


FIG. 3.

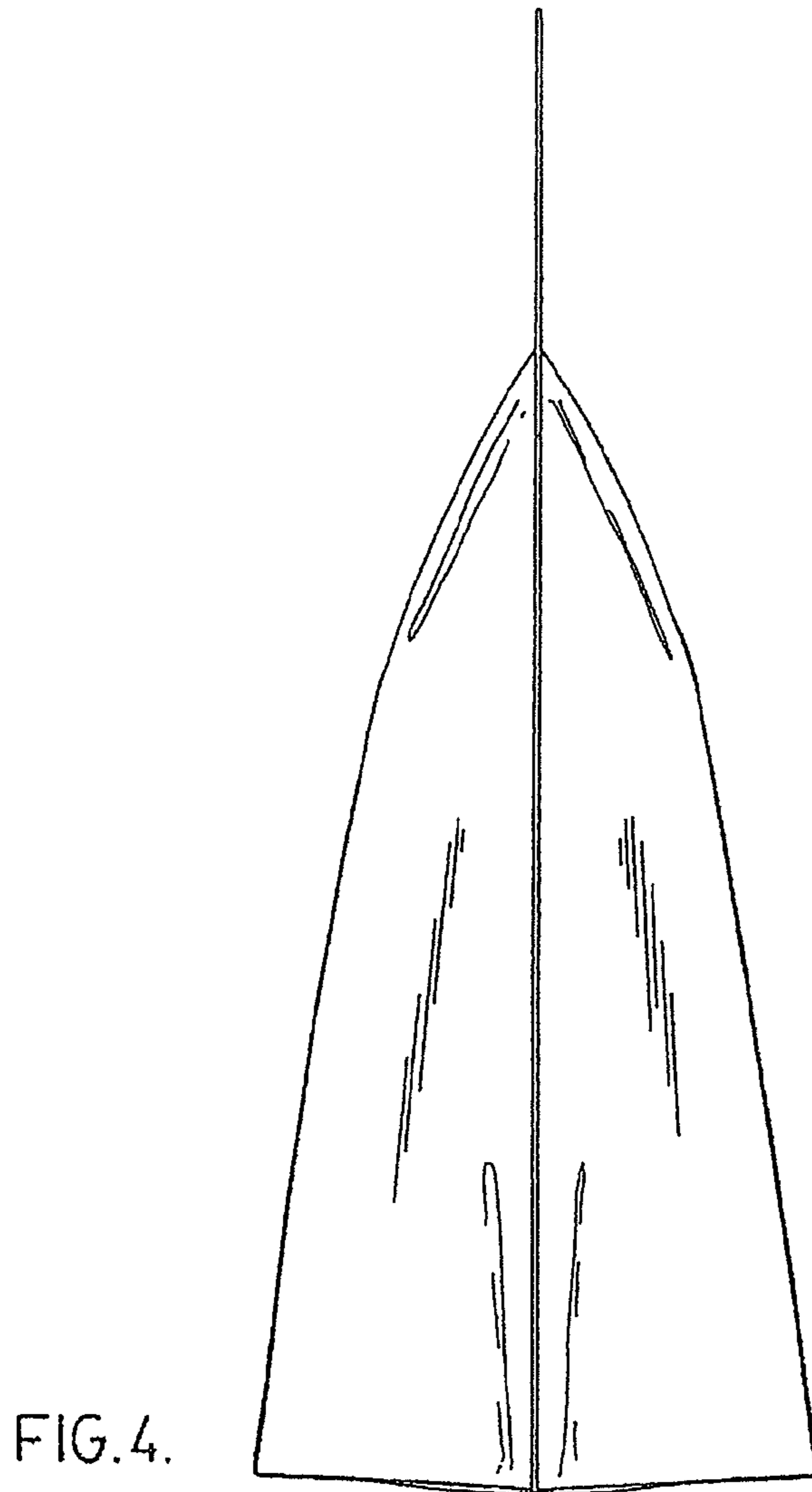


FIG. 4.

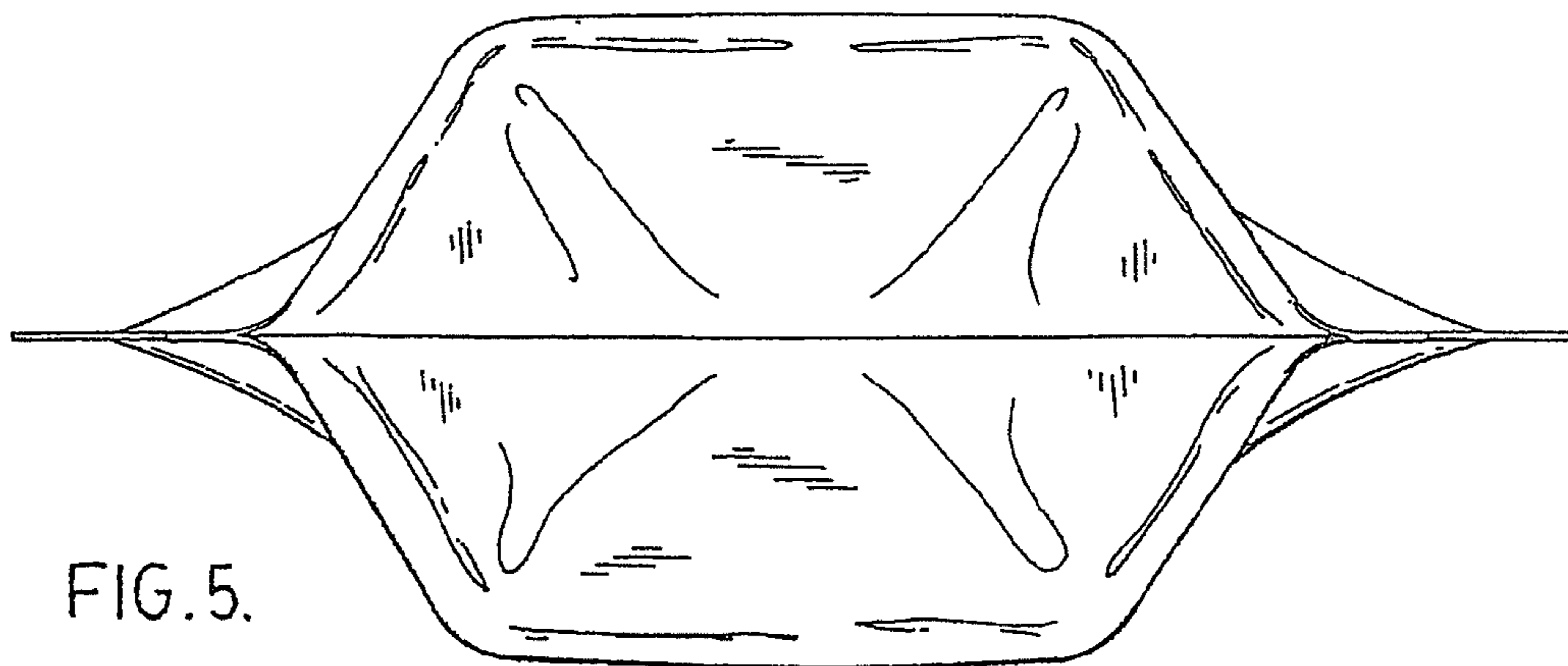


FIG. 5.




FIG. 6.




FIG. 7.

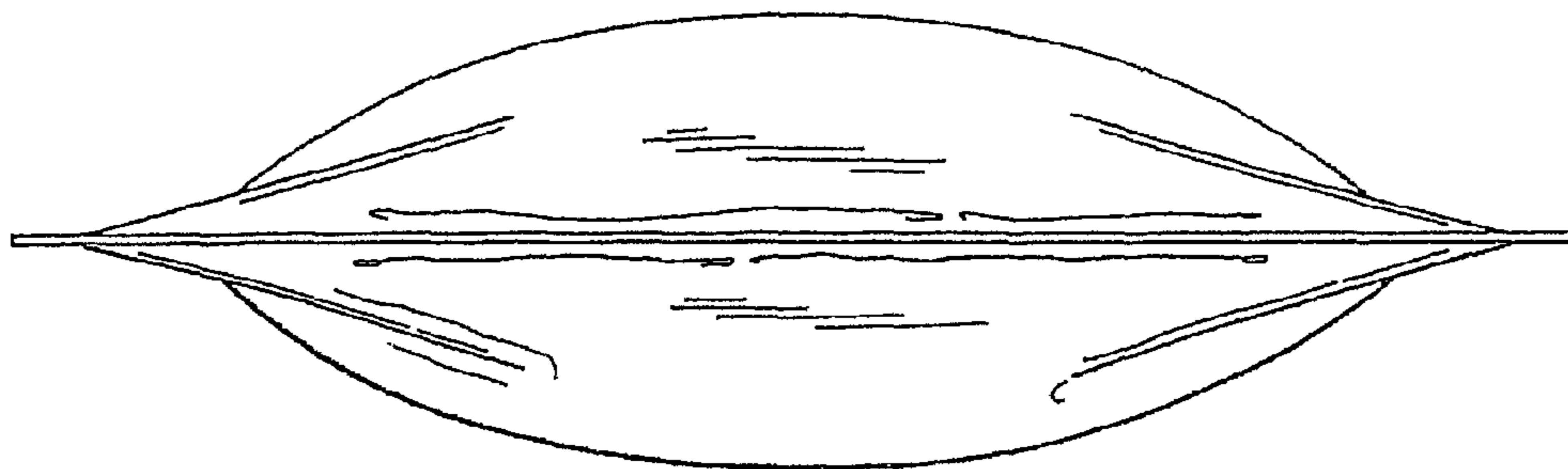


FIG. 8.

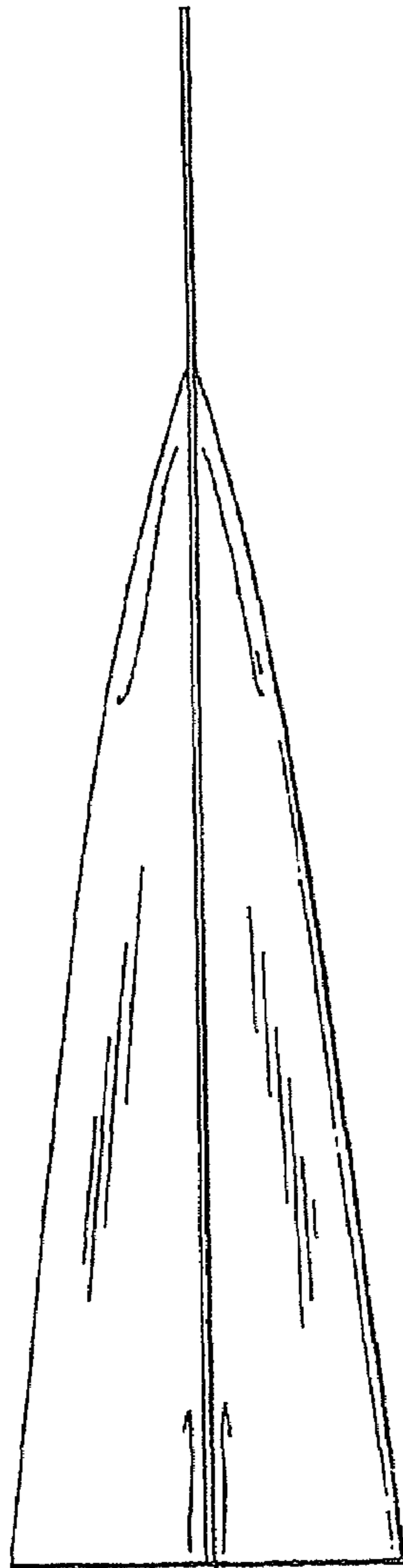


FIG. 9

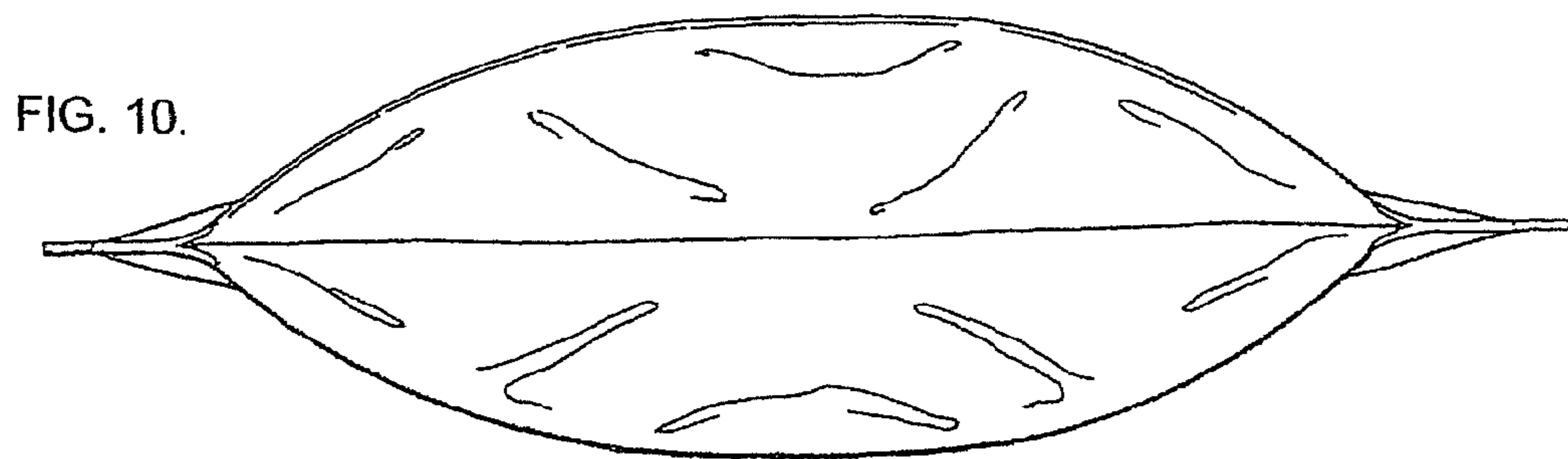


FIG. 10.