



US00D607328S

(12) **United States Design Patent**  
**Himeda**

(10) **Patent No.:** **US D607,328 S**  
(45) **Date of Patent:** **\*\* Jan. 5, 2010**

(54) **MOUNT FOR PACKAGING OF BATTERY**

(75) Inventor: **Noriko Himeda**, Kadoma (JP)

(73) Assignee: **Panasonic Corporation**, Kadom-shi (JP)

(\*\*) Term: **14 Years**

(21) Appl. No.: **29/312,019**

(22) Filed: **Sep. 24, 2008**

(30) **Foreign Application Priority Data**

Jun. 18, 2008 (JP) ..... 2008-015514

(51) **LOC (9) Cl.** ..... **09-03**

(52) **U.S. Cl.** ..... **D9/457**

(58) **Field of Classification Search** ..... D9/749,  
D9/721, 705, 700, 658, 655, 652, 457, 455,  
D9/431, 424, 415; D7/512, 510; D6/526;  
493/104; 229/128, 117.03; 220/834; 206/779,  
206/775, 705, 701, 563, 553, 471, 469, 459.5,  
206/457, 395, 349; D1/127  
See application file for complete search history.

(56) **References Cited**

**U.S. PATENT DOCUMENTS**

D222,581 S	11/1971	Nakakuma	
D241,718 S *	10/1976	Hourahine	..... D9/457
D262,095 S	12/1981	Takahashi	
4,958,731 A	9/1990	Calcerano	
5,462,161 A *	10/1995	Halaburda et al.	..... 206/705
5,735,404 A	4/1998	Kumakura	
D479,688 S	9/2003	Kumakura	
D482,970 S	12/2003	Kumakura	
D524,652 S *	7/2006	Harada et al.	..... D9/457
D524,654 S *	7/2006	Harada et al.	..... D9/457
D543,110 S *	5/2007	Harada et al.	..... D9/457
D584,139 S *	1/2009	Himeda et al.	..... D9/415

**FOREIGN PATENT DOCUMENTS**

JP	944272 S	1/1996
JP	983086 S	6/1997

JP	1001307 S	1/1998
JP	1002210 S	2/1998
JP	1023640 S	10/1998
JP	1023666 S	10/1998
JP	102695/1 S	12/1998
JP	1036804/1 S	4/1999
JP	1036804/2 S	4/1999
JP	1036804 S	4/1999
JP	1067472 S	4/2000
JP	1067473 S	4/2000
JP	1070264/1 S	5/2000
JP	1070264 S	5/2000
JP	1070267 S	5/2000
JP	1094261 S	12/2000
JP	1094262 S	12/2000
JP	1099913 S	2/2001
JP	1099914 S	2/2001

(Continued)

*Primary Examiner*—Susan Bennett Hattan  
(74) *Attorney, Agent, or Firm*—Christensen O'Connor Johnson Kindness PLLC


(57) **CLAIM**

The ornamental design for a mount for packaging of battery, as shown and described.

**DESCRIPTION**


The file of this patent contains at least one figure executed in color. Copies of this patent with color figures will be provided by the Office upon request and payment of the necessary fee.  
FIG. 1 is a perspective view of the front, top and right side of a mount for packaging of battery showing my new design;  
FIG. 2 is a front view thereof;  
FIG. 3 is a rear view thereof;  
FIG. 4 is a left side view thereof;  
FIG. 5 is a right side view thereof;  
FIG. 6 is a top plan view thereof; and,  
FIG. 7 is a bottom view thereof.

**1 Claim, 3 Drawing Sheets**  
**(2 of 3 Drawing Sheet(s) Filed in Color)**




FOREIGN PATENT DOCUMENTS				
			JP	1207788 S 6/2004
			JP	1234339 S 3/2005
			JP	1234392 S 3/2005
			JP	1234672 S 3/2005
			JP	1234673 S 3/2005
			JP	1234698 S 3/2005
			JP	1234699 S 3/2005
			JP	1234700 S 3/2005
			JP	1239612 S 5/2005
			JP	1239613 S 5/2005
			JP	1240011 S 5/2005
			JP	1277325 S 7/2006
			JP	1287017 S 11/2006
			JP	1287262 S 11/2006
			JP	1287522 S 12/2006
			JP	1287524 S 12/2006
			JP	1287629 S 12/2006
			JP	1287896 S 12/2006
			JP	1288174 S 12/2006
			JP	1299835 S 5/2007
			JP	1300375 S 5/2007
			JP	1302115 S 5/2007
			JP	1302252 S 5/2007
			JP	1313884 S 10/2007
			JP	1313885 S 10/2007
			JP	1314005 S 10/2007
			JP	1314006 S 10/2007
			JP	1314007 S 10/2007
			JP	1314008 S 10/2007
			JP	1314009 S 10/2007
			JP	1314010 S 10/2007
			JP	1314011 S 10/2007
			JP	1314012 S 10/2007
			JP	1314013 S 10/2007
			JP	1314014 S 10/2007
			JP	1327690 S 4/2008
JP	1099915 S	2/2001		
JP	1107959 S	5/2001		
JP	1111104 S	6/2001		
JP	1111394 S	6/2001		
JP	1120509 S	9/2001		
JP	1123256 S	10/2001		
JP	1127812 S	12/2001		
JP	1127813 S	12/2001		
JP	1131089 S	1/2002		
JP	1159805 S	12/2002		
JP	1161670 S	12/2002		
JP	1161714 S	12/2002		
JP	1161716 S	12/2002		
JP	1162006 S	12/2002		
JP	1167985 S	3/2003		
JP	1168156 S	3/2003		
JP	1168157 S	3/2003		
JP	1168158 S	3/2003		
JP	1168159 S	3/2003		
JP	1168160 S	3/2003		
JP	1168161 S	3/2003		
JP	1168162 S	3/2003		
JP	1168163 S	3/2003		
JP	1168164 S	3/2003		
JP	1175838 S	6/2003		
JP	1182495 S	8/2003		
JP	1182685 S	8/2003		
JP	1194524 S	1/2004		
JP	1194618 S	1/2004		
JP	1194679 S	1/2004		
JP	1194681 S	1/2004		
JP	1194853 S	1/2004		
JP	1195101 S	1/2004		
JP	1195102 S	1/2004		
JP	1195103 S	1/2004		
JP	1205095 S	5/2004		
JP	1205787 S	5/2004		


\* cited by examiner



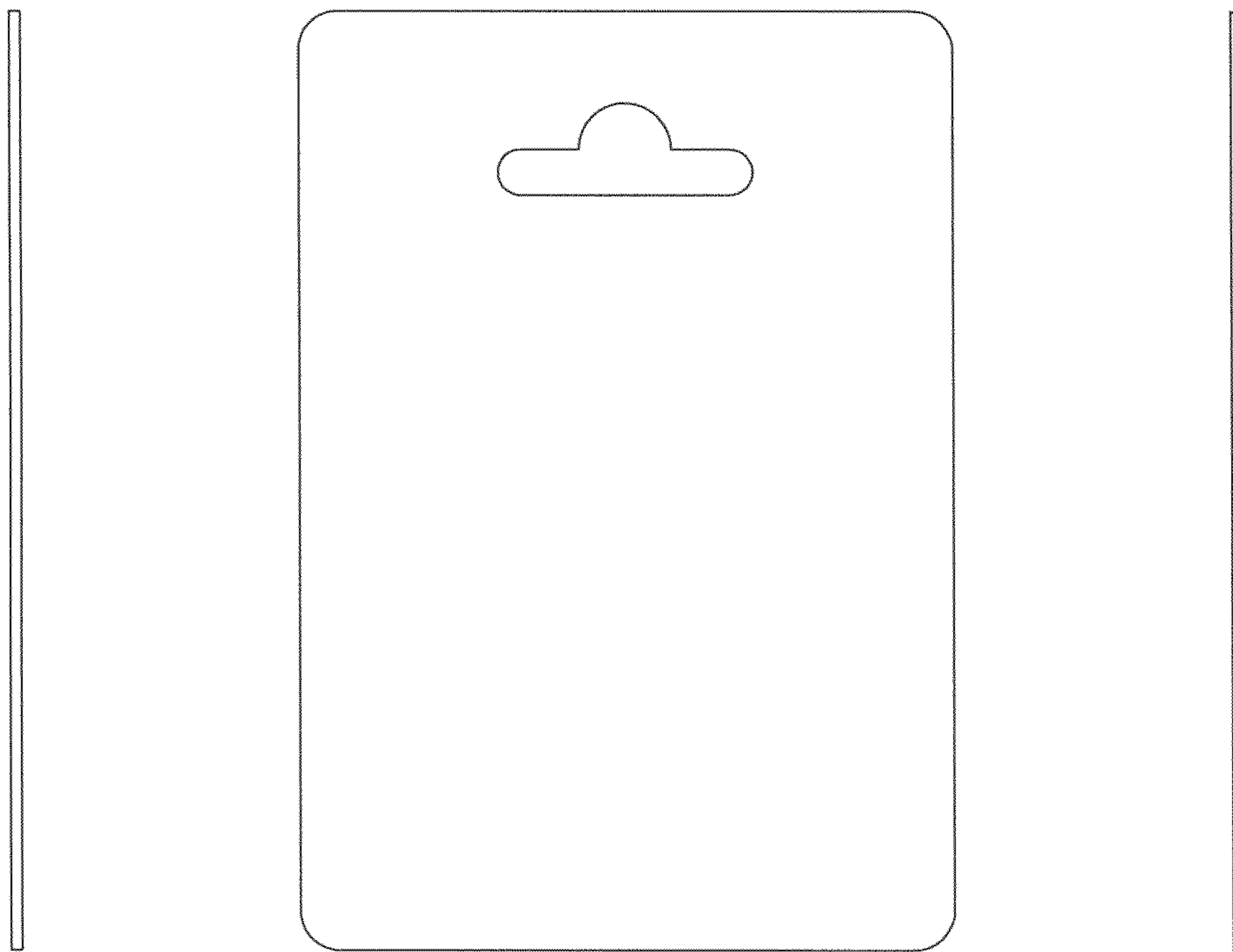
*Fig. 1.*



*Fig. 2.*




*Fig. 6.*



*Fig. 4.*

*Fig. 3.*

*Fig. 5.*



*Fig. 7.*