

US00D607325S

(12) **United States Design Patent**  
**Rogers et al.**

(10) **Patent No.:** **US D607,325 S**  
(45) **Date of Patent:** **\*\* Jan. 5, 2010**

(54) **CLEANING CAP**

(75) Inventors: **Bobby Rogers**, San Diego, CA (US);  
**Paul DiPerna**, San Clemente, CA (US)

(73) Assignee: **Ivera Medical Corporation**, San Diego,  
CA (US)

(\*\*) Term: **14 Years**

(21) Appl. No.: **29/324,121**

(22) Filed: **Sep. 5, 2008**

(51) **LOC (9) Cl.** ..... **09-07**

(52) **U.S. Cl.** ..... **D9/453; D9/436; D9/443;**  
D9/454

(58) **Field of Classification Search** ..... D9/772,  
D9/724, 556, 529, 454, 453, 452, 449, 443,  
D9/439; D8/312, 107; D7/392.1; D23/261;  
D14/217; D12/197; 229/123.1; 222/541.2;  
220/288; 215/350, 344, 295, 270, 256, 252,  
215/218, 216, 209, 206

See application file for complete search history.

(56) **References Cited**

**U.S. PATENT DOCUMENTS**

2,993,612 A \* 7/1961 Trautvetter ..... 215/256  
3,391,847 A \* 7/1968 Christine et al. .... 229/123.1  
D225,308 S \* 12/1972 Barefoot ..... D9/454  
4,564,116 A \* 1/1986 Prohaska ..... 215/256  
D287,404 S \* 12/1986 Johansson et al. .... D24/121  
4,712,705 A \* 12/1987 Fuehrer ..... 220/270

D354,914 S \* 1/1995 Newman ..... D9/503  
D389,741 S \* 1/1998 Barrie, II ..... D9/429  
D436,862 S \* 1/2001 Witt et al. .... D9/438  
D468,002 S \* 12/2002 Steffan ..... D23/260  
D469,353 S \* 1/2003 Sturk ..... D9/443  
D471,455 S \* 3/2003 Laveault et al. .... D9/443  
D533,781 S \* 12/2006 Freisem et al. .... D9/453  
D542,133 S \* 5/2007 Haber et al. .... D9/453  
D587,580 S \* 3/2009 Kane et al. .... D9/453

\* cited by examiner

*Primary Examiner*—Susan Bennett Hattan

(74) *Attorney, Agent, or Firm*—Mintz, Levin, Cohen, Ferris,  
Glovsky, and Popeo, P.C.

(57) **CLAIM**

I claim the ornamental design for a cleaning cap, as shown  
and described.

**DESCRIPTION**

FIG. 1 is a top perspective view of a cleaning cap;

FIG. 2 is a bottom perspective view of a cleaning cap;

FIG. 3 is a top view of a cleaning cap;

FIG. 4 is a bottom view of a cleaning cap;


FIG. 5 is a side view of a cleaning cap;

FIG. 6 is an alternate side view of a cleaning cap; and,

FIG. 7 is another alternate side view of a cleaning cap.

Any broken line illustration in the drawings are not part of the  
design sought to be patented.

**1 Claim, 7 Drawing Sheets**






FIG. 1




FIG. 2

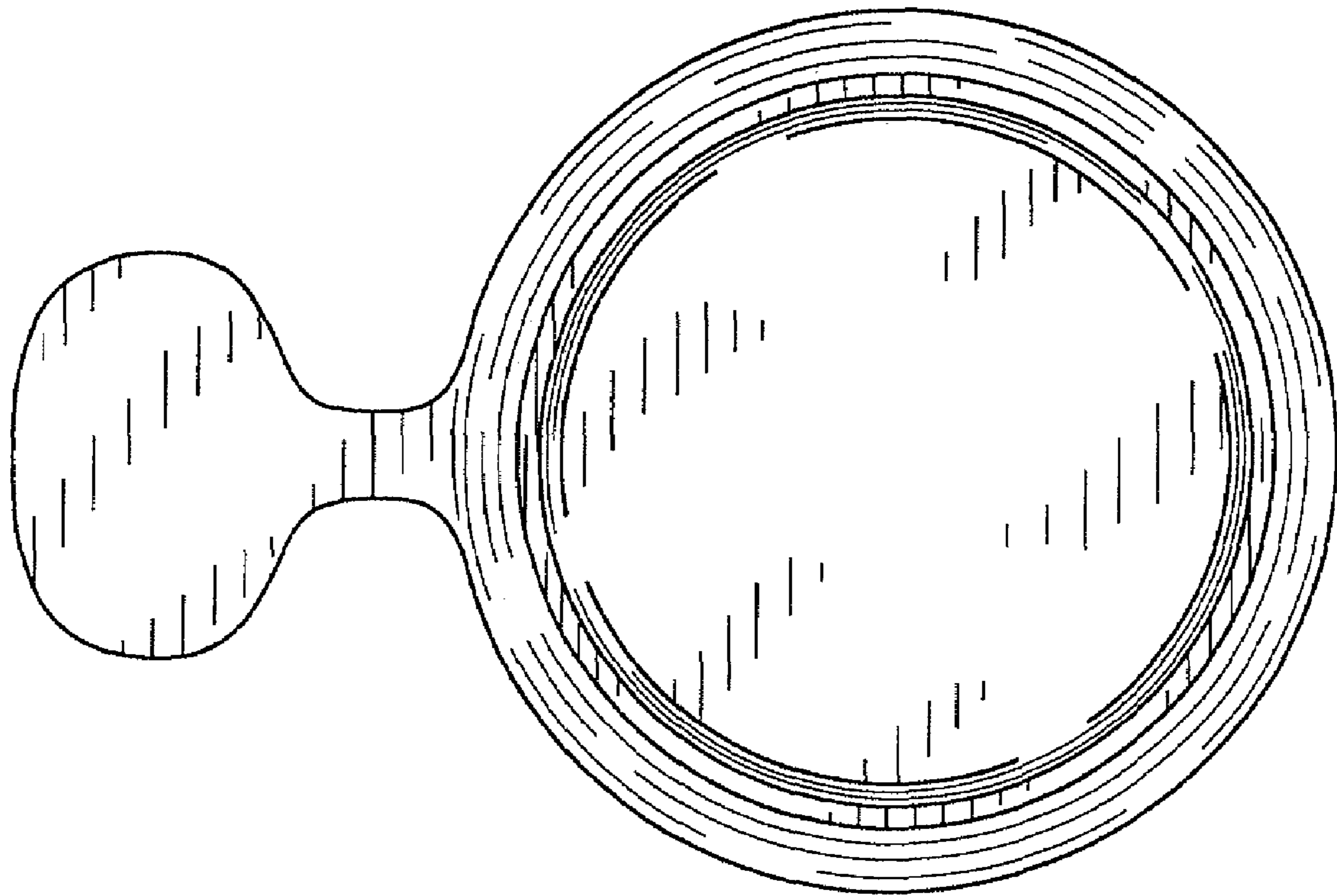


FIG. 3

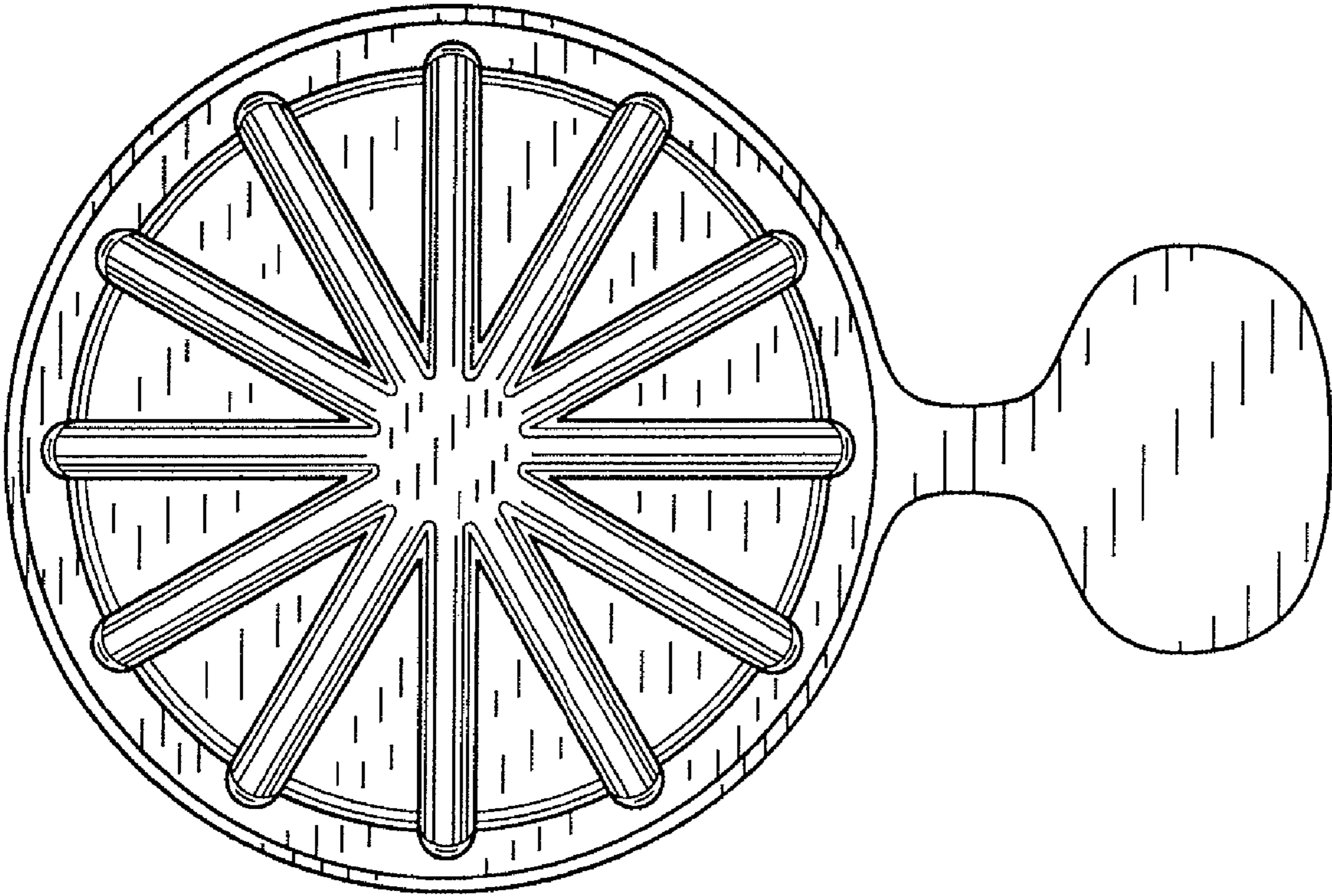


FIG. 4

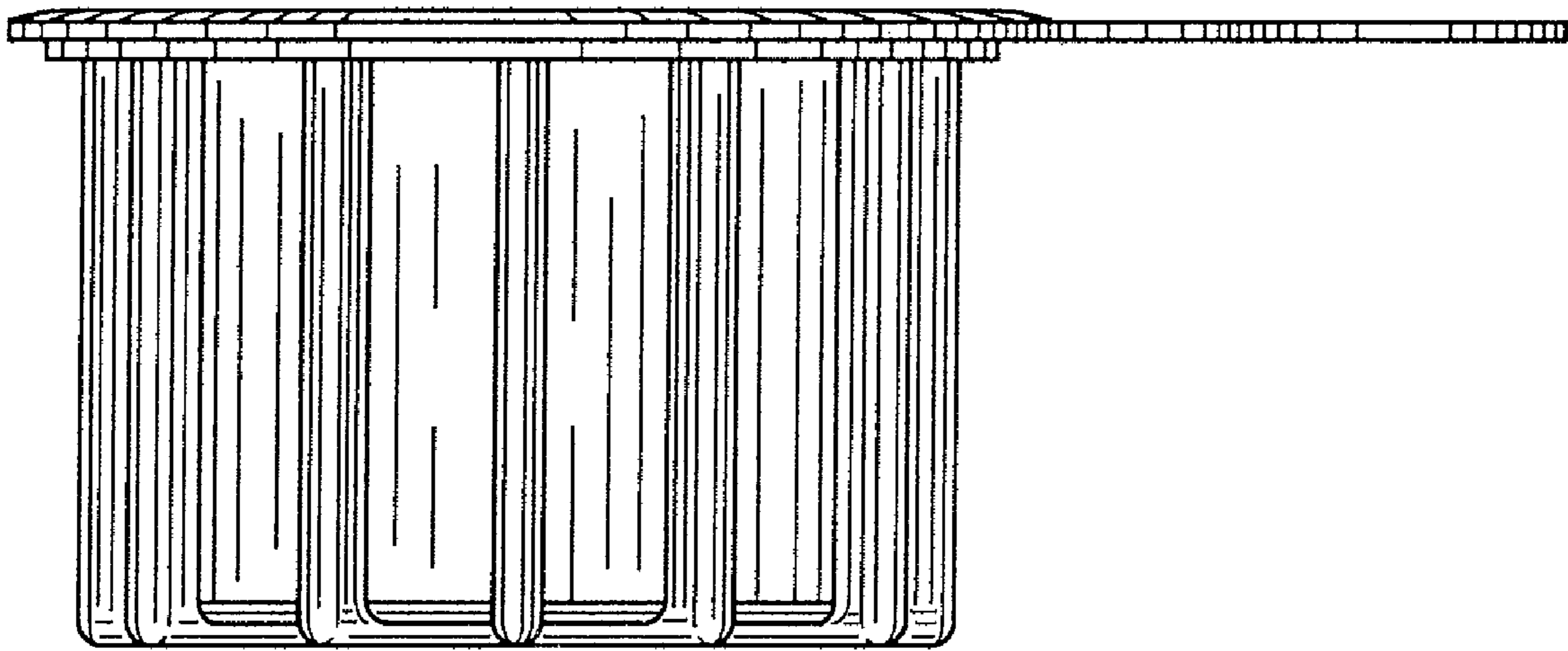


FIG. 5

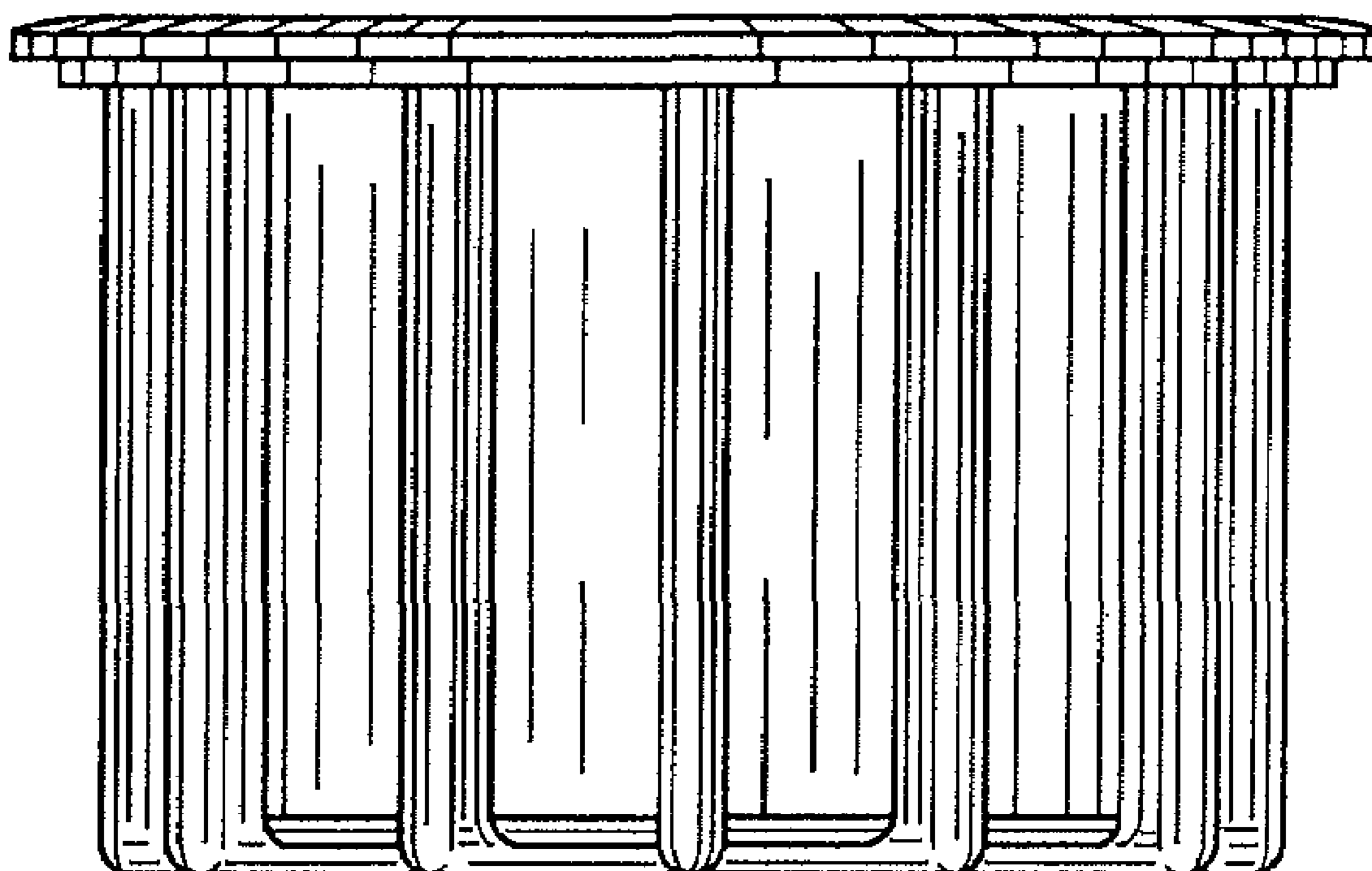


FIG. 6

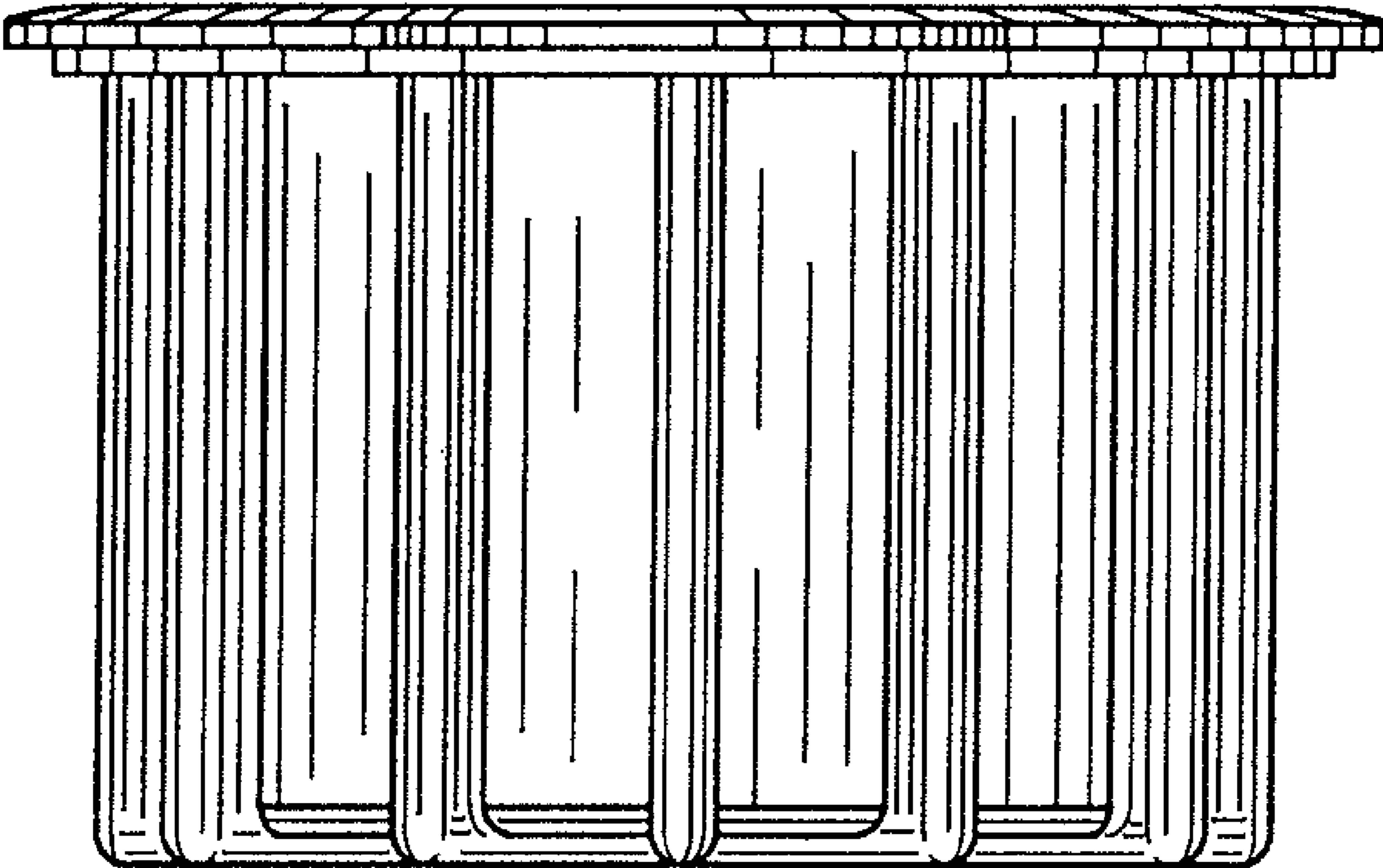


FIG. 7