



US00D607320S

(12) **United States Design Patent**
Tearle

(10) **Patent No.:** **US D607,320 S**
(45) **Date of Patent:** **** Jan. 5, 2010**

(54) **SIDE-OPENING SPRINGBOX PACK**

(75) Inventor: **Alan Tearle**, London (GB)

(73) Assignee: **British American Tobacco (Investments) Limited**, London (GB)

(**) Term: **14 Years**

(21) Appl. No.: **29/331,277**

(22) Filed: **Jan. 22, 2009**

(30) **Foreign Application Priority Data**

Jul. 28, 2008 (WO) DM/070 663

(51) **LOC (9) Cl.** **09-03**

(52) **U.S. Cl.** **D9/423**

(58) **Field of Classification Search** D9/420,
D9/421, 423, 426, 430, 432; 206/236-241,
206/249-251, 254-259, 261-275; 229/160;
D27/185-192

See application file for complete search history.

(56) **References Cited**

U.S. PATENT DOCUMENTS

3,583,625	A *	6/1971	Gero	206/264
3,749,234	A *	7/1973	Gero	206/266
3,823,865	A *	7/1974	Mechnick	229/146
5,957,280	A *	9/1999	Focke et al.	206/264
D462,806	S *	9/2002	Draghetti	D27/189
D530,447	S *	10/2006	Velloni et al.	D27/189
D581,267	S *	11/2008	Tearle	D9/432
D596,787	S *	7/2009	Hearn	D27/189

2006/0011498	A1 *	1/2006	Giannini et al.	206/268
2008/0087562	A1 *	4/2008	Berger et al.	206/268
2008/0289977	A1 *	11/2008	Ghini et al.	206/256

OTHER PUBLICATIONS

European Community Design DM/065460 registered on Jul. 16, 2003.

* cited by examiner

Primary Examiner—Daniel D Bui

Assistant Examiner—Thomas J Johannes

(74) *Attorney, Agent, or Firm*—Walter G. Hanchuk; Chadbourne & Parke LLP

(57) **CLAIM**

The ornamental design for a side-opening springbox pack, as shown and described.

DESCRIPTION

FIG. 1 provides an above front right perspective view showing a first embodiment of the new side-opening springbox pack design, in an open position;

FIG. 2 provides an above front right perspective view thereof, in a closed position;

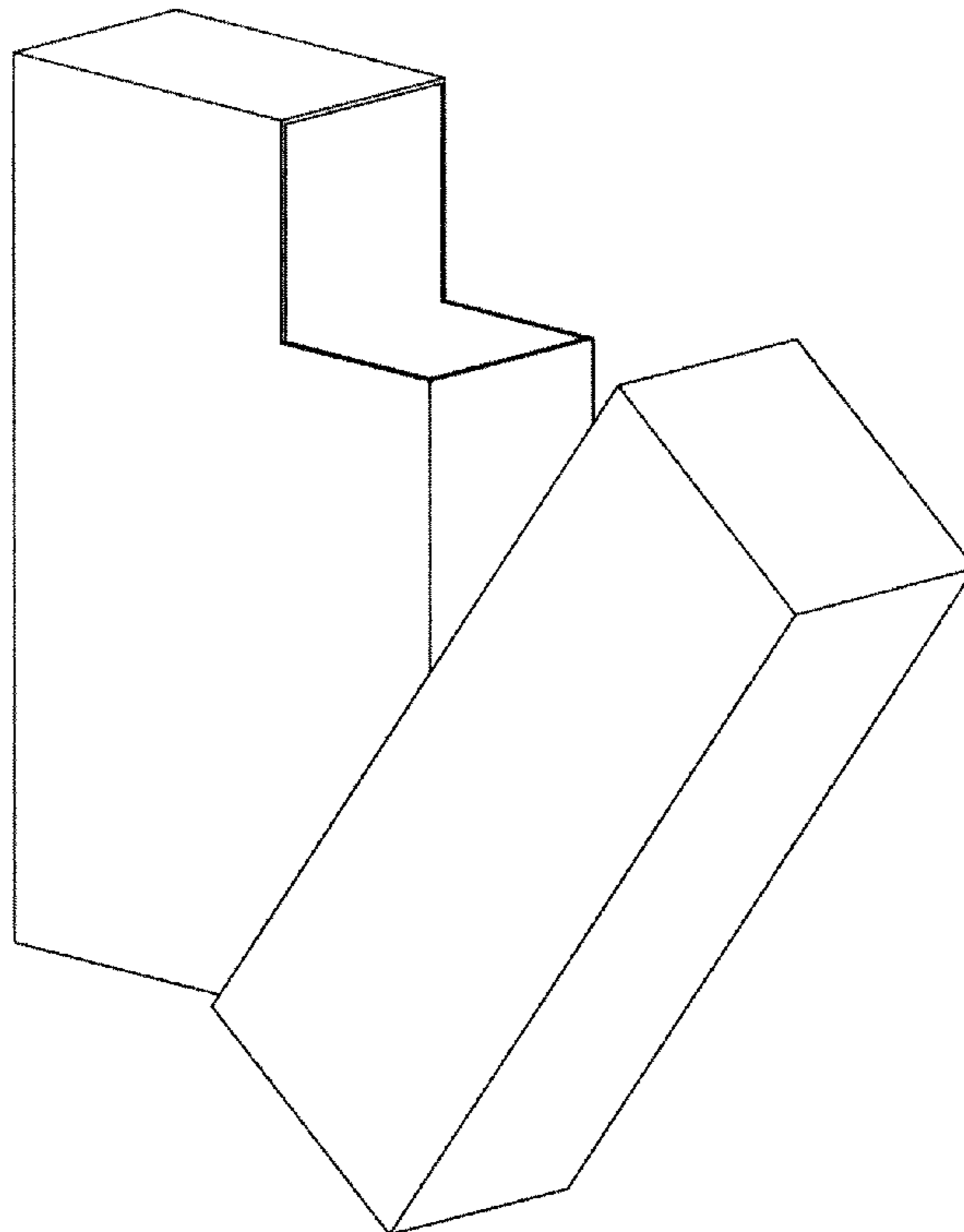
FIG. 3 provides an above view thereof, with the bottom view being a mirror image thereof;

FIG. 4 provides a left-side view thereof;

FIG. 5 provides a front view thereof, with the rear view being a mirror image thereof; and,

FIG. 6 provides a right-side view thereof.

1 Claim, 3 Drawing Sheets



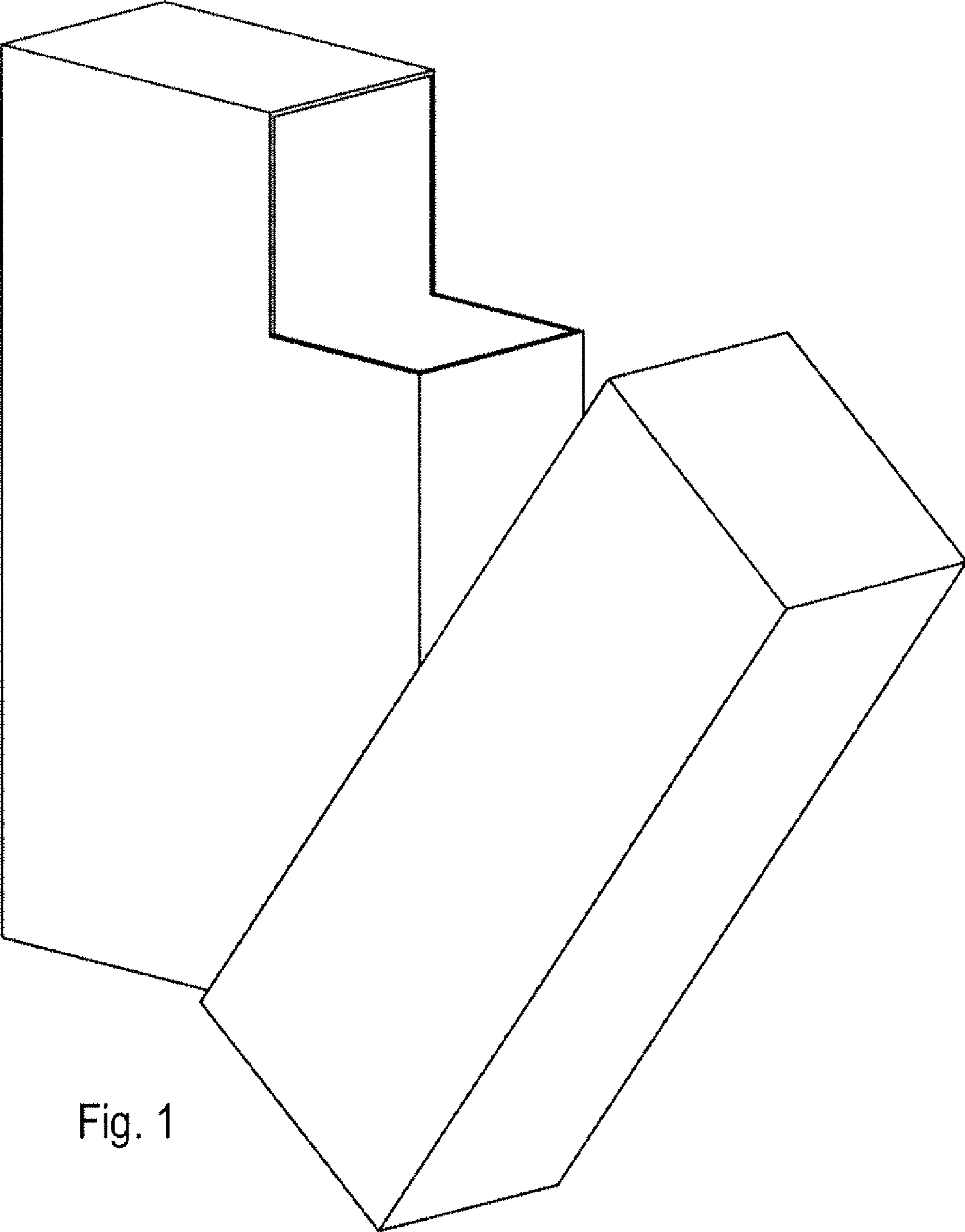


Fig. 1




Fig. 2

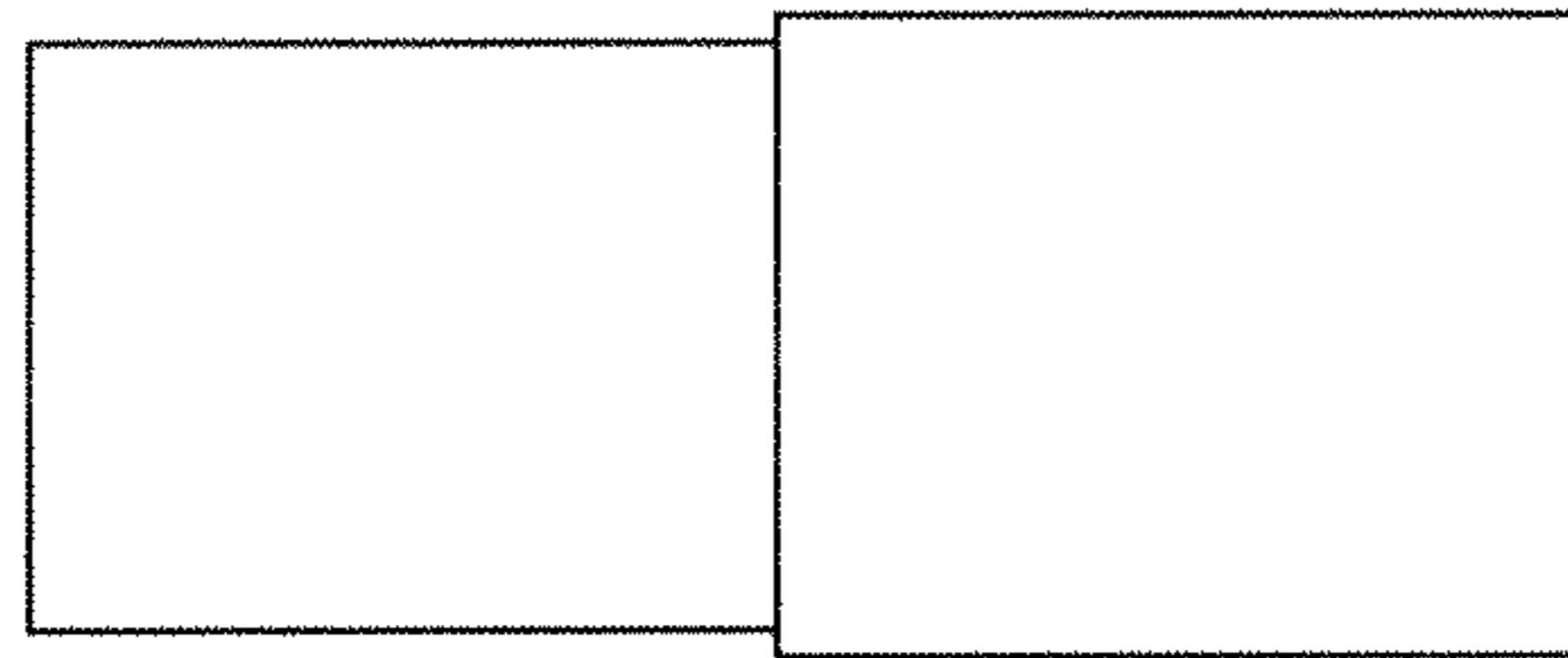


Fig. 3




Fig. 4




Fig. 5




Fig. 6