

US00D607295S

(12) **United States Design Patent**
Knight

(10) **Patent No.:** **US D607,295 S**

(45) **Date of Patent:** **** Jan. 5, 2010**

(54) **AXE HEAD WITH HANDLE GUARD AND
BLADE EXTENSION**

(76) **Inventor:** **Jason E. Knight**, 26816 Neff Ct.,
Canyon Country, CA (US) 91351

(**) **Term:** **14 Years**

(21) **Appl. No.:** **29/307,647**

(22) **Filed:** **May 2, 2008**

(51) **LOC (9) Cl.** **08-02**

(52) **U.S. Cl.** **D8/78; D8/76**

(58) **Field of Classification Search** D8/75,
D8/76, 77, 78, 79, 80, 81; 30/308.1, 308.2;
7/144, 145, 146; 254/26 R, 26 E

See application file for complete search history.

(56) **References Cited**

U.S. PATENT DOCUMENTS

D117,803 S *	11/1939	Vaughan	D8/76
D118,482 S *	1/1940	Rector	D8/76
2,794,251 A *	6/1957	Towne	30/317
D243,314 S *	2/1977	Hedvall	D8/76
D266,141 S *	9/1982	Nannen	D8/76
4,412,572 A *	11/1983	Clark	30/308.1
4,932,127 A *	6/1990	Burke	30/308.1
5,009,010 A *	4/1991	Burlison	30/308.1

D510,691 S *	10/2005	Storm	D8/76
D521,344 S *	5/2006	Hung	D8/78
D521,843 S *	5/2006	Hung	D8/78
D549,065 S *	8/2007	Chen	D8/78
D566,510 S *	4/2008	Nielsen	D8/78

* cited by examiner

Primary Examiner—Phillip S Hyder

(74) *Attorney, Agent, or Firm*—Albert O. Cota

(57) **CLAIM**

The ornamental design for an axe head with handle guard and blade extension, as shown and described.

DESCRIPTION

FIG. 1 is a front elevational view of an axe head with handle guard and blade extension showing my new design. The rear elevational view being a mirror image. The handle is shown in broken lines for illustrative purposes only and forms no part of the claimed design.

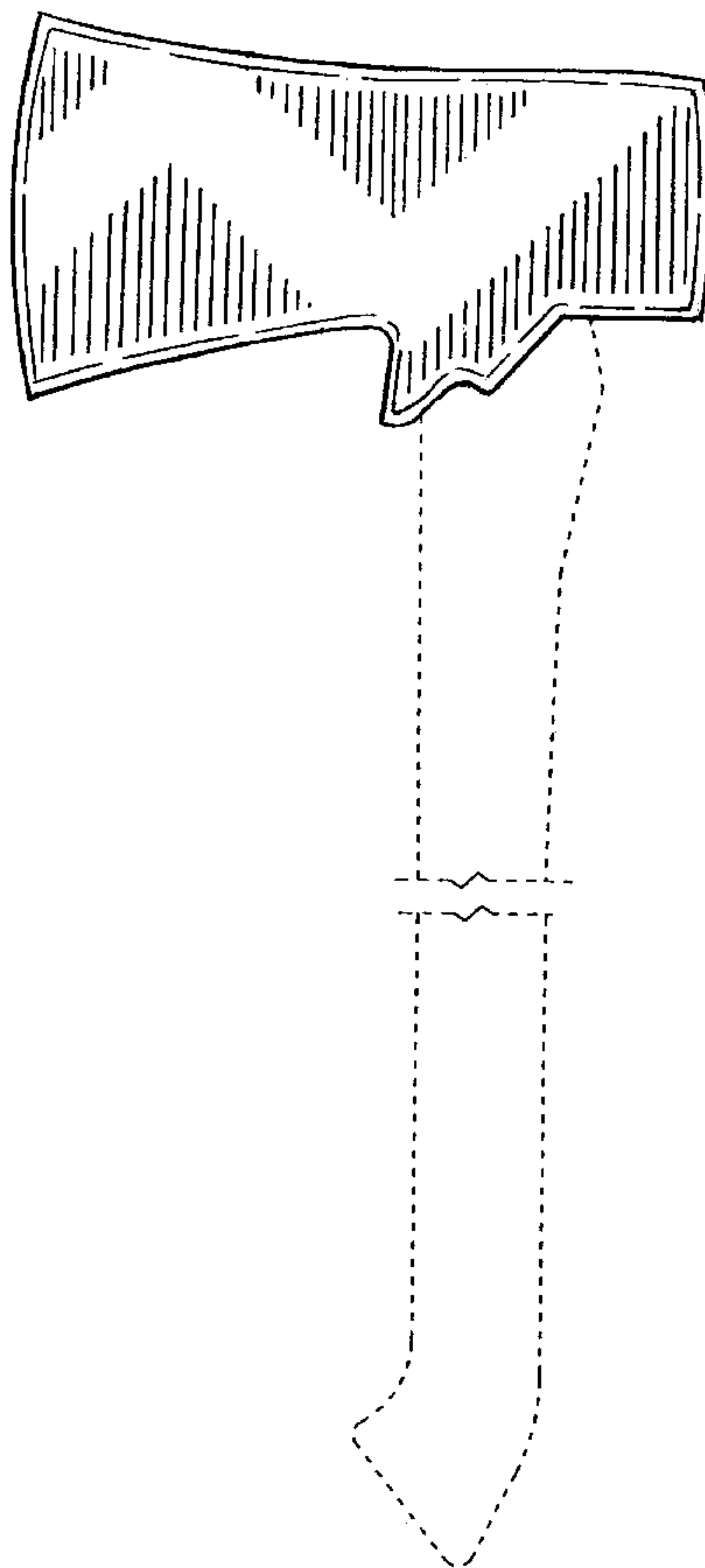
FIG. 2 is an enlarged top plan view thereof;

FIG. 3 is an enlarged bottom plan view thereof;

FIG. 4 is an enlarged right-end elevational view thereof; and,

FIG. 5 is an enlarged left-end elevational view.

1 Claim, 3 Drawing Sheets



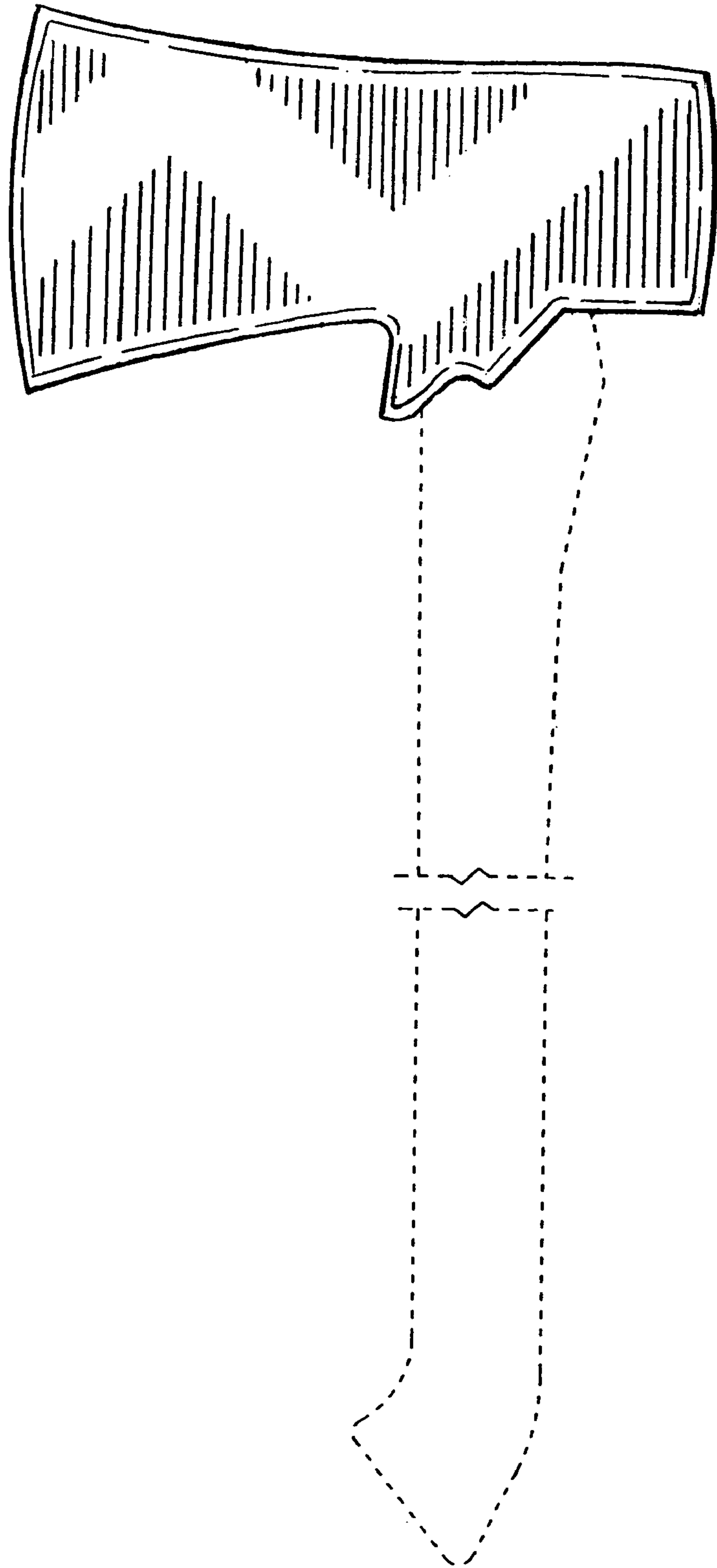


Fig. 1

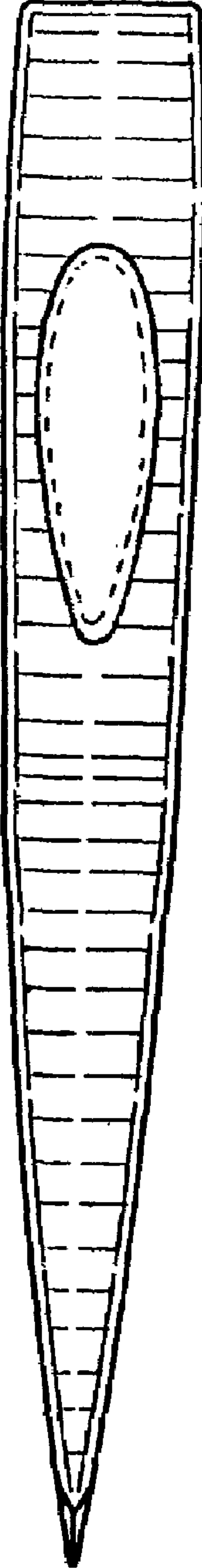


Fig. 2

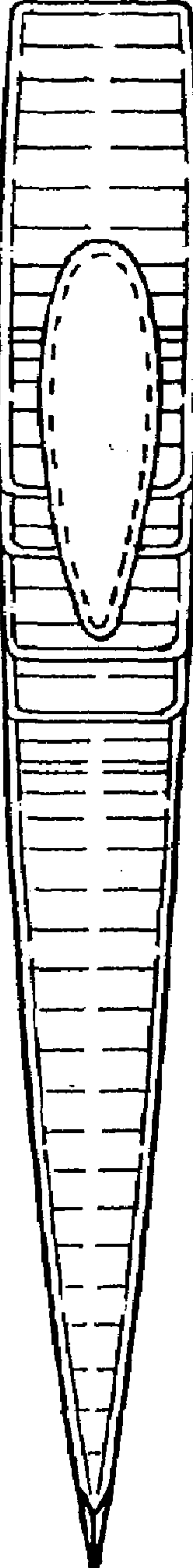


Fig. 3

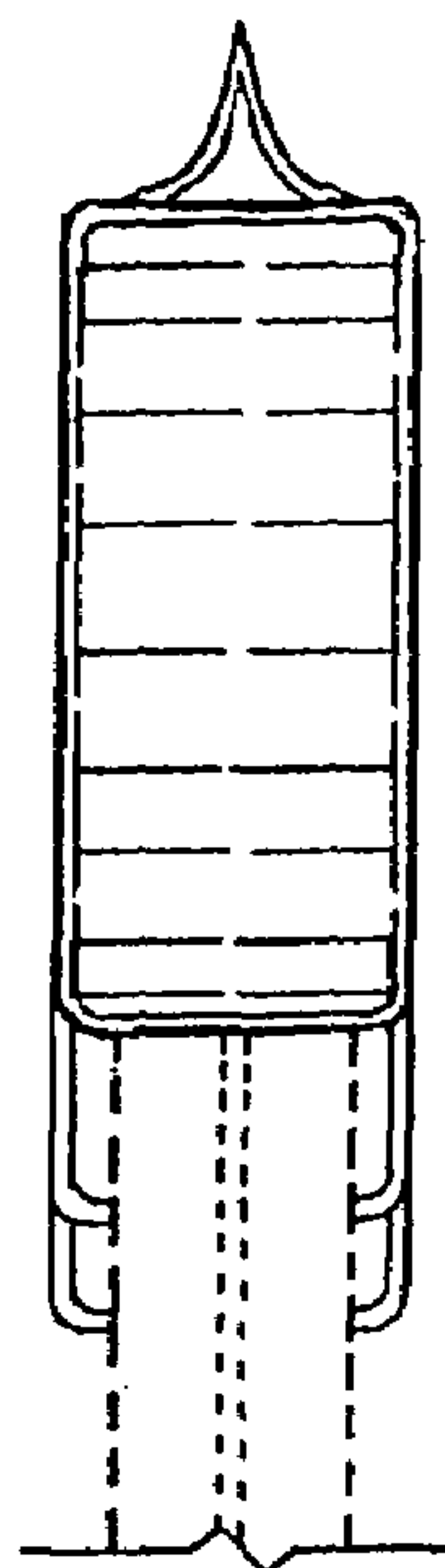


Fig. 4




Fig. 5