



US00D607293S

(12) **United States Design Patent**  
**Tinius**

(10) **Patent No.:** **US D607,293 S**  
(45) **Date of Patent:** **\*\* \*Jan. 5, 2010**

(54) **CHAIN SAW**

(75) Inventor: **Michael Tinius**, Elchingen (DE)

(73) Assignee: **Andreas Stihl AG & Co. KG**,  
Walblingen (DE)

(\*\*) Term: **14 Years**

(21) Appl. No.: **29/296,754**

(22) Filed: **Oct. 26, 2007**

(30) **Foreign Application Priority Data**

Apr. 27, 2007 (EM) ..... 000727029-0002

(51) **LOC (9) Cl.** ..... **08-03**

(52) **U.S. Cl.** ..... **D8/65**

(58) **Field of Classification Search** ..... D8/7,  
D8/8, 9, 61, 64, 65, 66, 67, 68, 70; 30/123.4,  
30/371, 381, 382, 383, 386; 83/381, 801;  
123/184.21, 198 E; 125/21; 144/34.1; 173/162.1;  
446/145

See application file for complete search history.

(56) **References Cited**

**U.S. PATENT DOCUMENTS**

3,680,608	A *	8/1972	Emmerich et al.	30/381
3,845,827	A *	11/1974	Schulin	173/162.1
4,178,685	A *	12/1979	Inaga	30/381
4,197,640	A *	4/1980	Murray	30/382
4,630,372	A *	12/1986	Nagashima	30/381
4,654,970	A *	4/1987	Nagashima	30/383
4,662,071	A *	5/1987	Hoppner et al.	30/381
4,683,660	A *	8/1987	Schurr	30/382
4,693,006	A *	9/1987	Wehle	30/383
H000378	H *	12/1987	Matsumoto	30/382
4,753,012	A *	6/1988	Schurr	30/382
4,819,332	A *	4/1989	Sugihara et al.	30/123.4
D303,207	S *	9/1989	Nakajima	D8/65
5,029,393	A *	7/1991	Nagashima et al.	30/383
5,070,618	A *	12/1991	Edlund	30/386
5,212,886	A *	5/1993	Tasaki	30/381
D361,251	S *	8/1995	Griffin	D8/65
D364,326	S *	11/1995	Lohse et al.	D8/65
5,570,512	A *	11/1996	Hoppner	30/383
D377,441	S *	1/1997	Hoppner et al.	D8/65

D378,184	S *	2/1997	Naslund et al.	D8/64
D386,958	S *	12/1997	Karlsson et al.	D8/65
D412,652	S *	8/1999	Durr et al.	D8/65
5,992,025	A *	11/1999	Fricke	30/381
6,016,604	A *	1/2000	Wolf et al.	30/383
6,637,117	B2 *	10/2003	Kobayashi	30/381
D549,537	S *	8/2007	Harada et al.	D8/65
D558,019	S *	12/2007	Granberg et al.	D8/65
D558,020	S *	12/2007	Karlsson et al.	D8/65
2002/0073551	A1 *	6/2002	Goodwin	30/123.4
2002/0129502	A1 *	9/2002	Durr et al.	30/381
2003/0188618	A1 *	10/2003	Menzel et al.	83/801
2006/0230900	A1 *	10/2006	Bergquist	83/381
2006/0254557	A1 *	11/2006	Hamisch et al.	123/198 E

\* cited by examiner

*Primary Examiner*—Cathron C Brooks

*Assistant Examiner*—Austin Murphy

(74) *Attorney, Agent, or Firm*—McGuireWoods LLP

(57) **CLAIM**

I claim the ornamental design for a chain saw, as shown and described.

**DESCRIPTION**

FIG. 1 is a right side view of the ornamental appearance of the chain saw;

FIG. 2 is a left side view of the chain saw shown in FIG. 1;

FIG. 3 is a top view of the chain saw shown in FIG. 1;

FIG. 4 is a bottom view of the chain saw shown in FIG. 1;

FIG. 5 is a front left perspective view of the chain saw shown in FIG. 1;

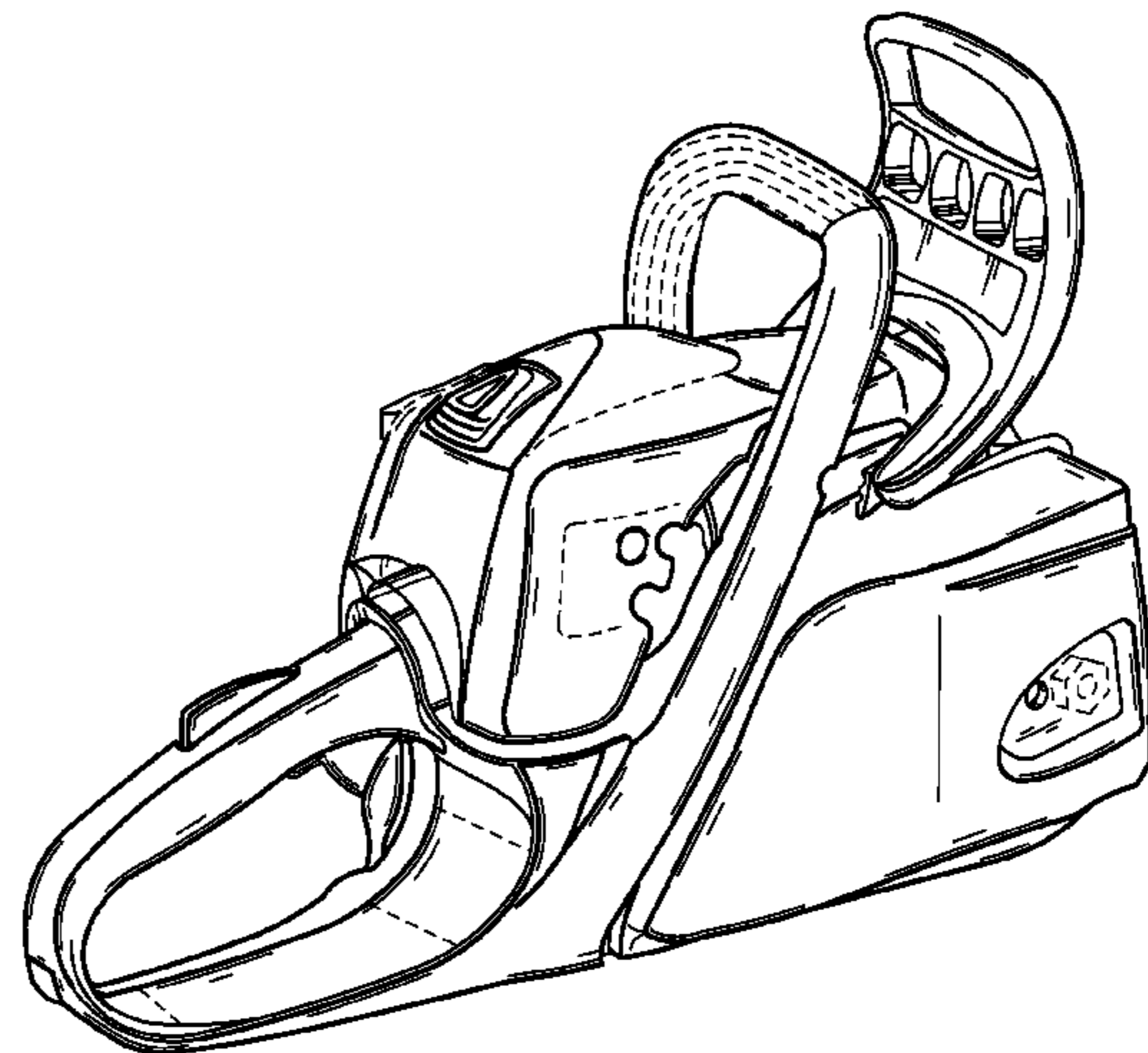
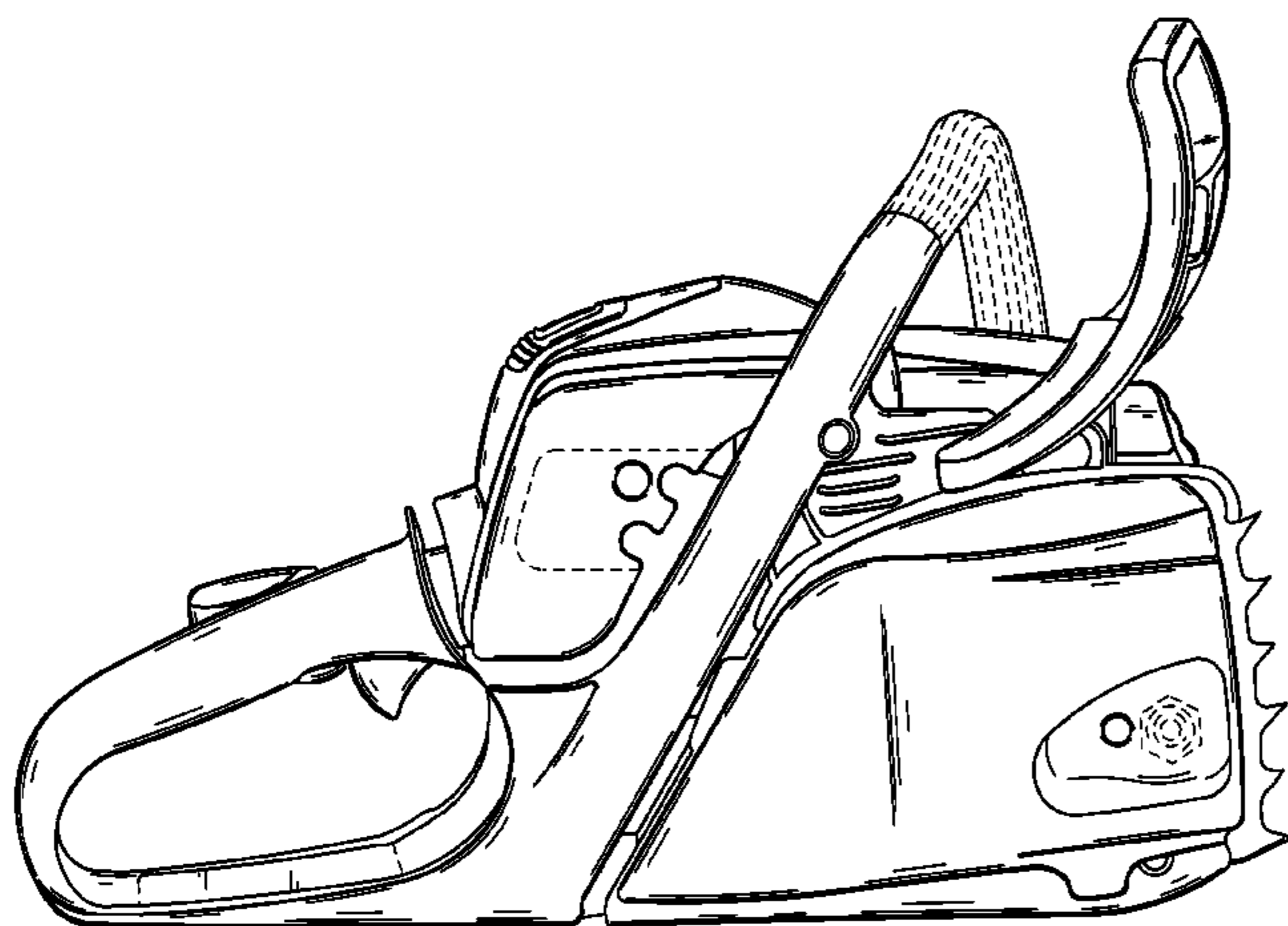
FIG. 6 is a right rear perspective view of the chain saw shown in FIG. 1; and,

FIG. 7 is a front left perspective view of the chain saw shown in FIG. 1.

Any surfaces of the design not shown, including interior or bottom surfaces, form no part of the claimed invention. Moreover, the chain and bar form no part of the claimed invention.

The broken lines shown in the drawings represent unclaimed portions of the chain saw and form no part of the claimed design.

**1 Claim, 7 Drawing Sheets**



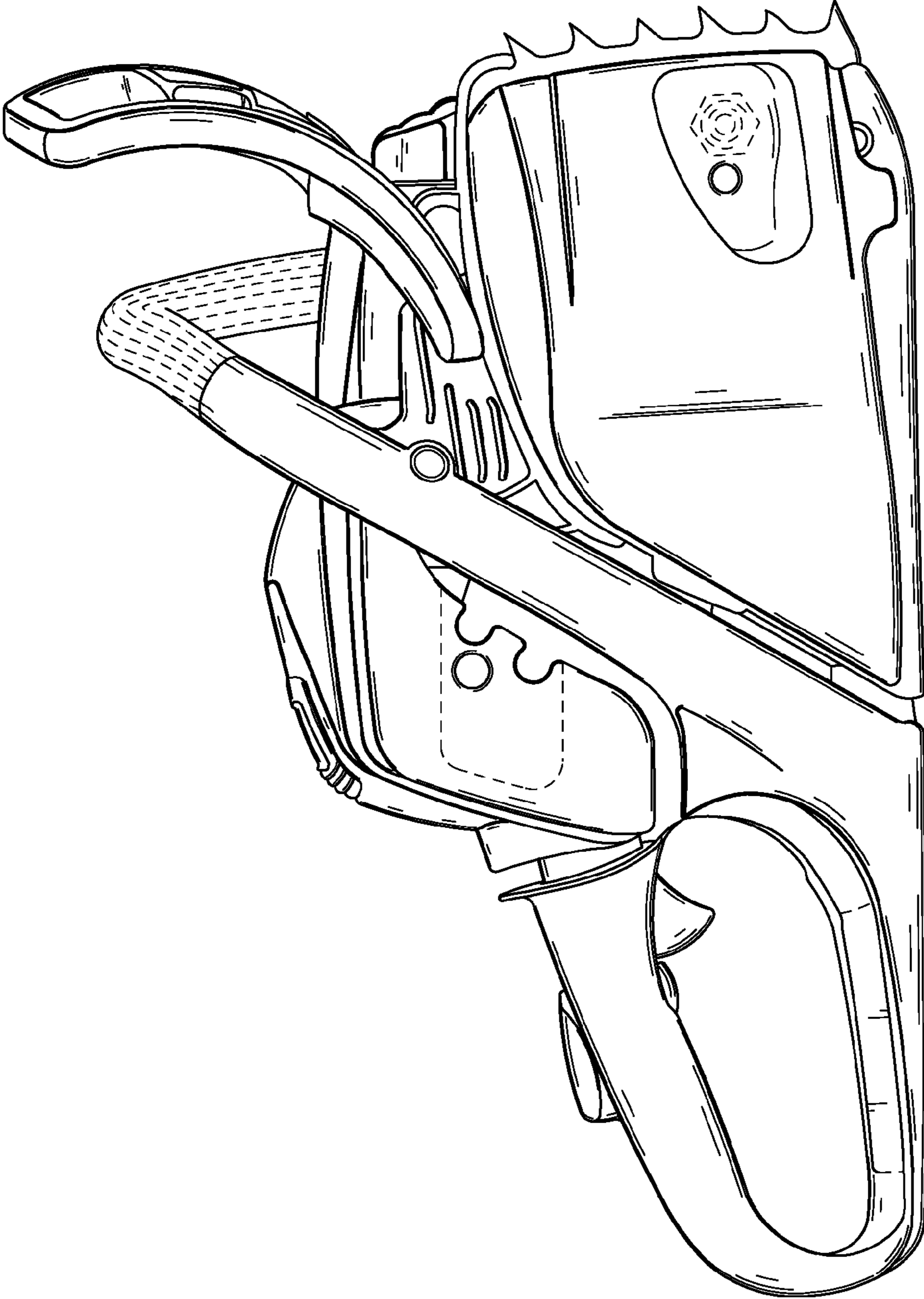


FIG. 1

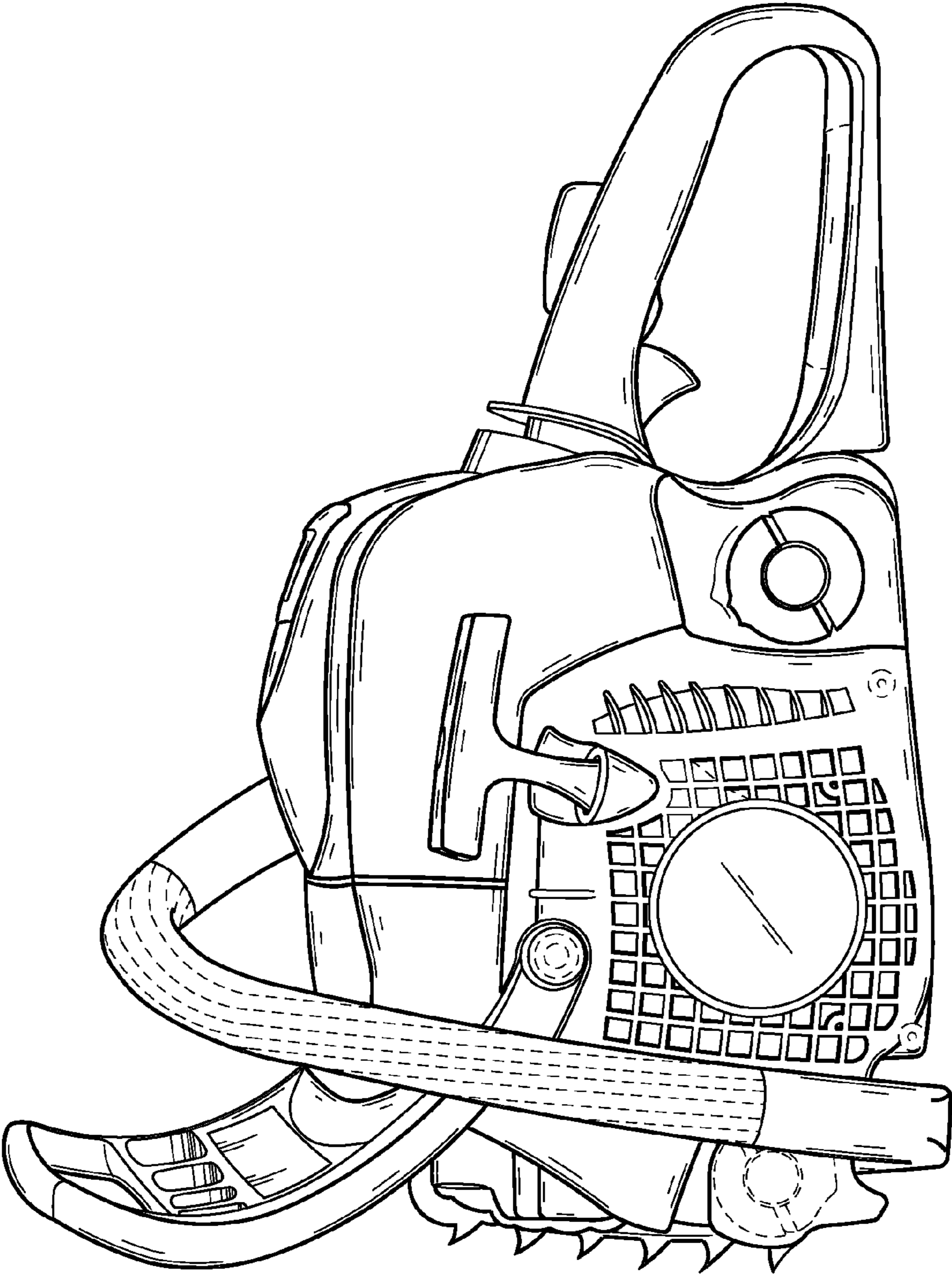


FIG. 2



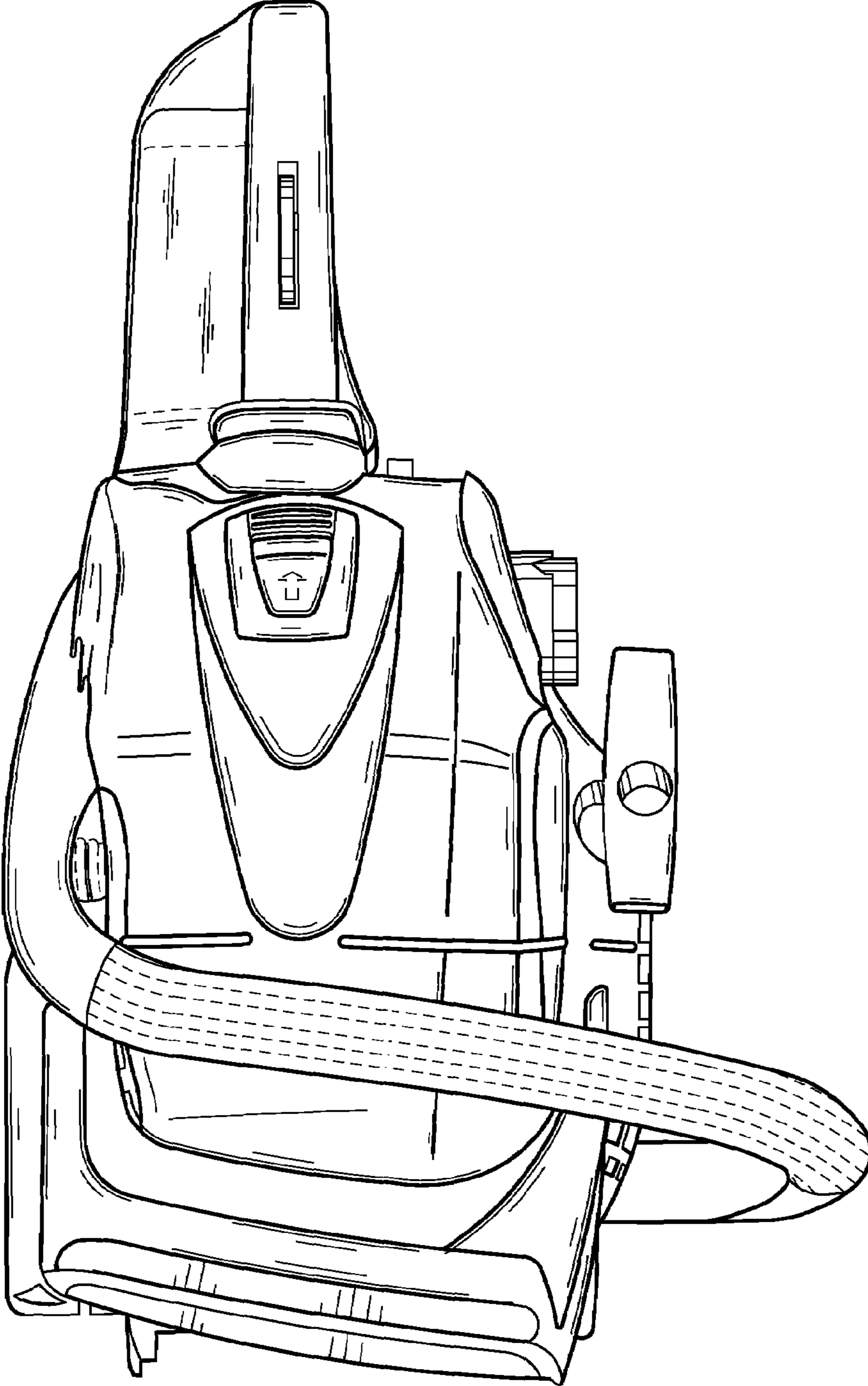
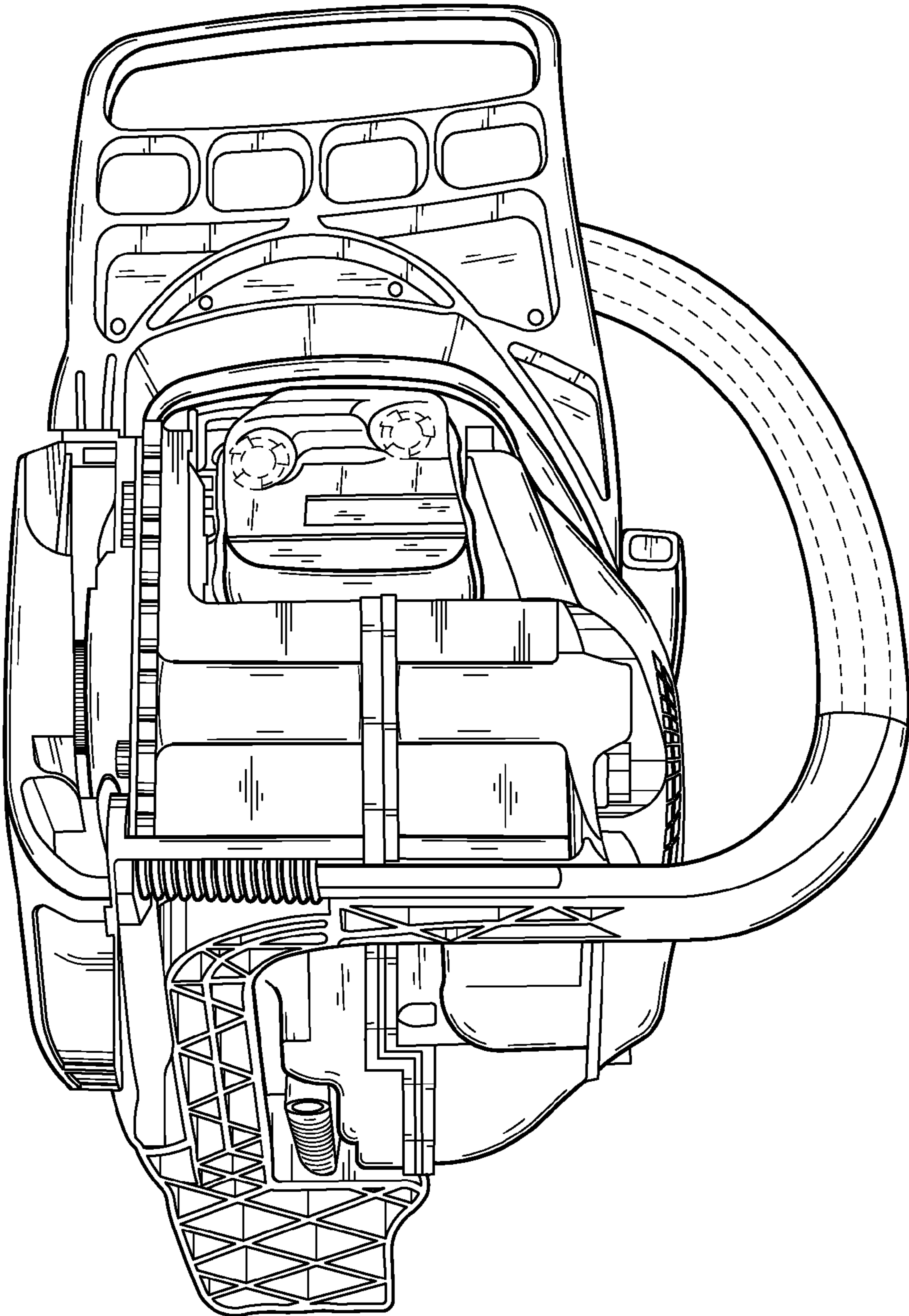


FIG. 3



*FIG. 4*

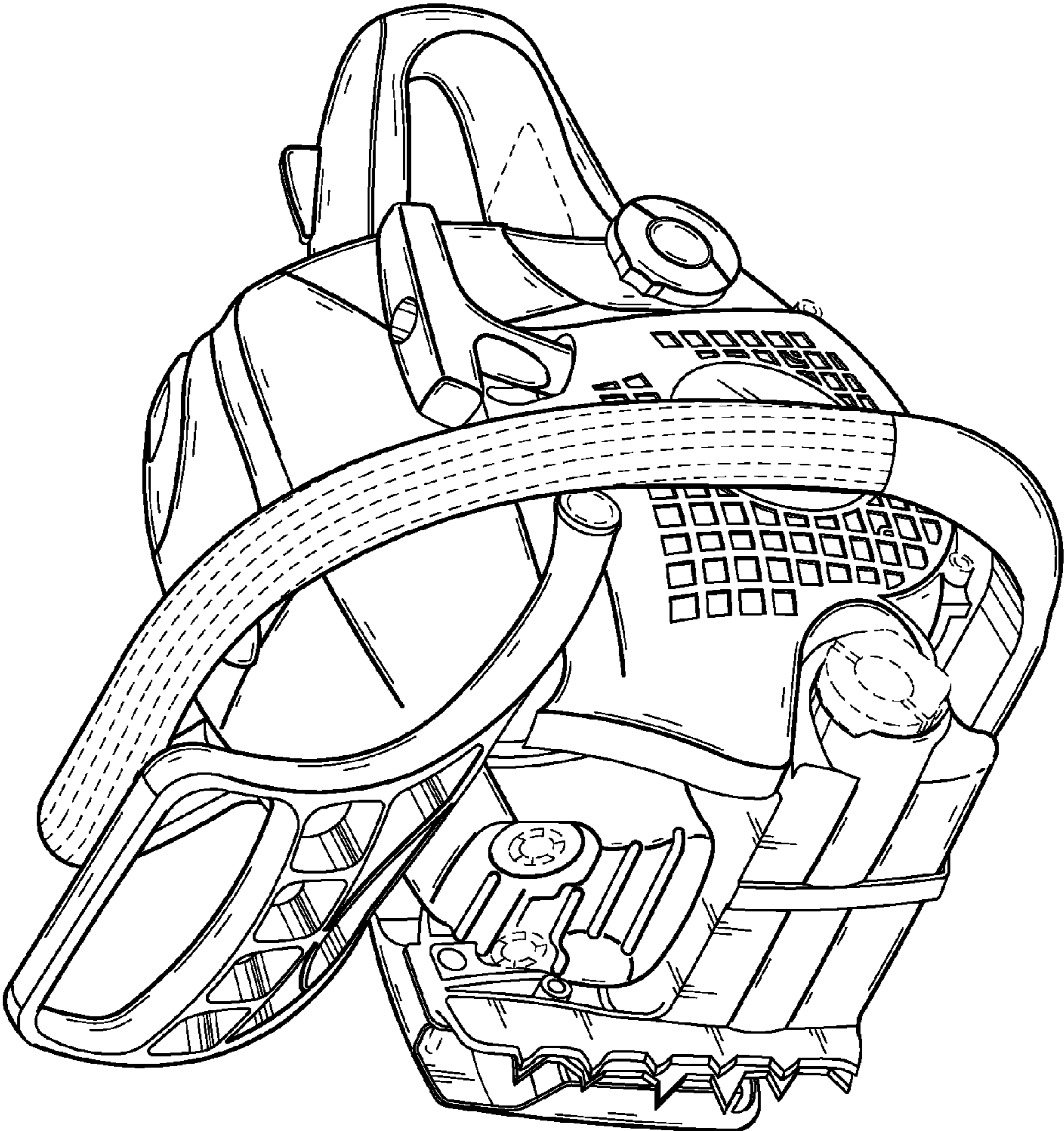


FIG. 5

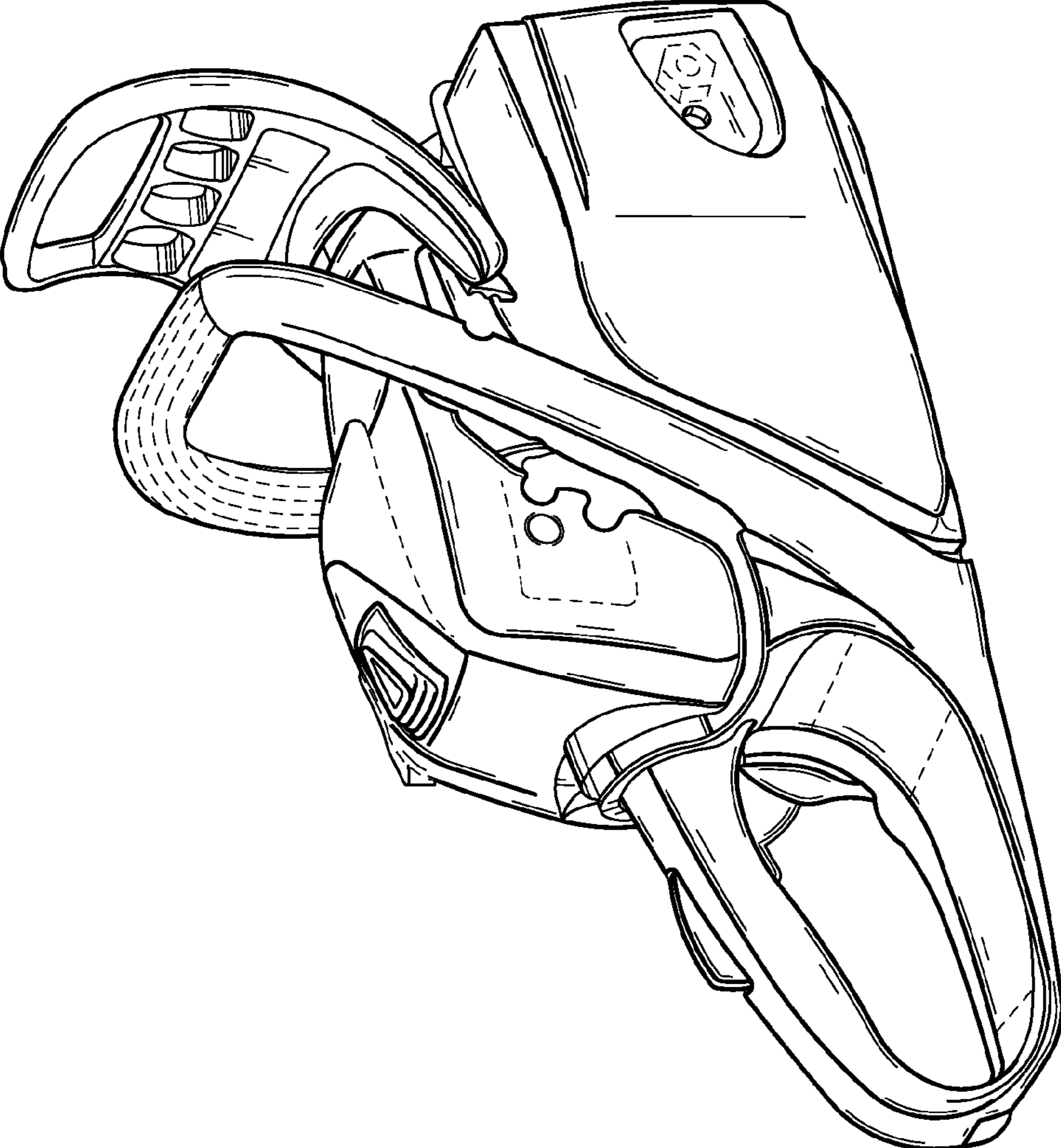


FIG. 6



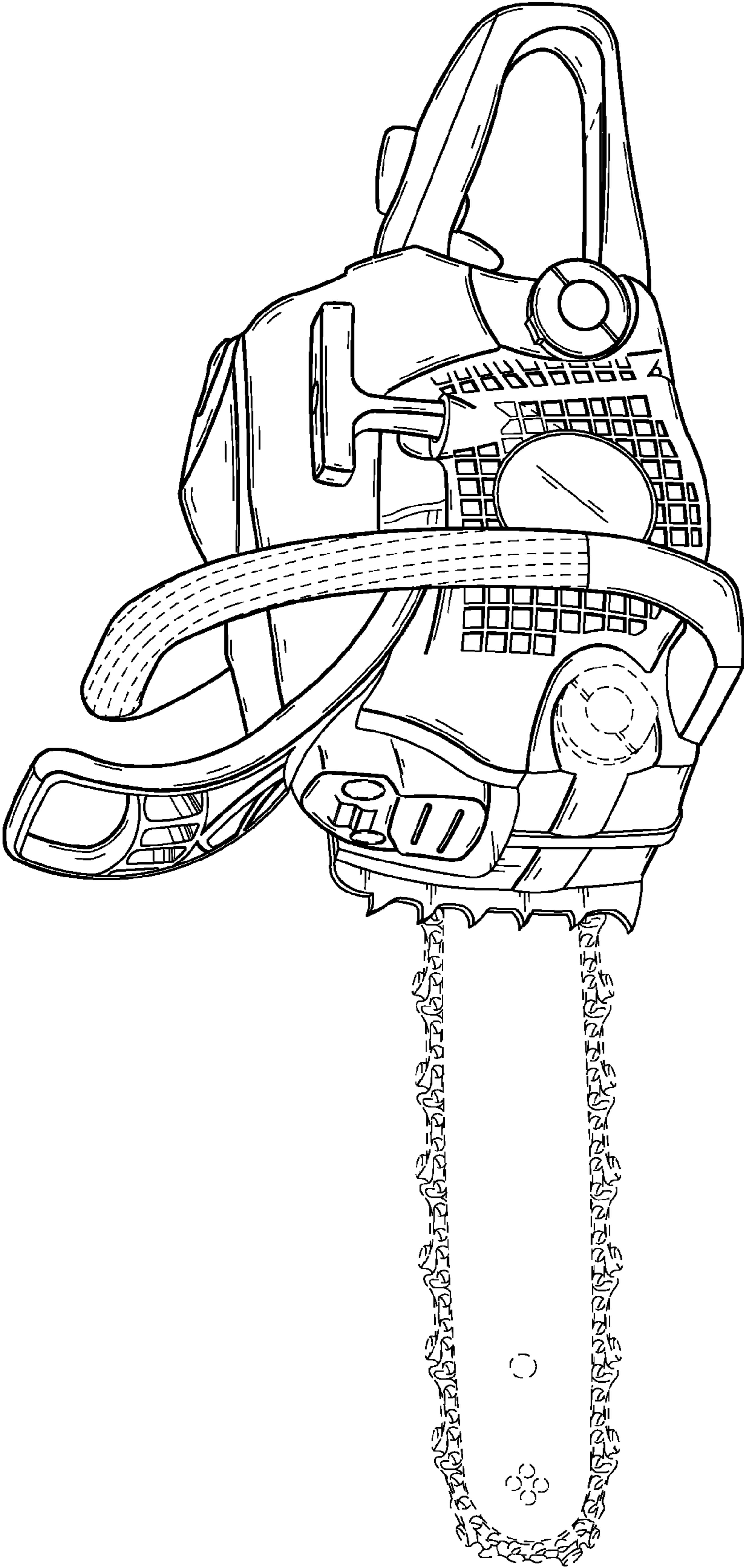


FIG. 7