



US00D607288S

(12) **United States Design Patent**
Lion et al.

(10) **Patent No.:** **US D607,288 S**
(45) **Date of Patent:** **** Jan. 5, 2010**

(54) **TONGS**
(75) Inventors: **Mathieu Lion**, Paris (FR); **Anne Tanguy**, Paris (FR)
(73) Assignee: **Mastrad, S.A.**, Paris (FR)

D439,810 S * 4/2001 Lambrecht et al. D7/686
D505,599 S * 5/2005 Fiedeler et al. D7/686
D557,573 S * 12/2007 Lion et al. D7/687
D592,918 S * 5/2009 Lion et al. D7/686
D593,382 S * 6/2009 Lion et al. D7/686

(**) Term: **14 Years**
(21) Appl. No.: **29/331,011**
(22) Filed: **Jan. 16, 2009**

* cited by examiner
Primary Examiner—Charles A Rademaker
Assistant Examiner—Dana L Sipos
(74) *Attorney, Agent, or Firm*—Connolly Bove Lodge & Hutz LLP

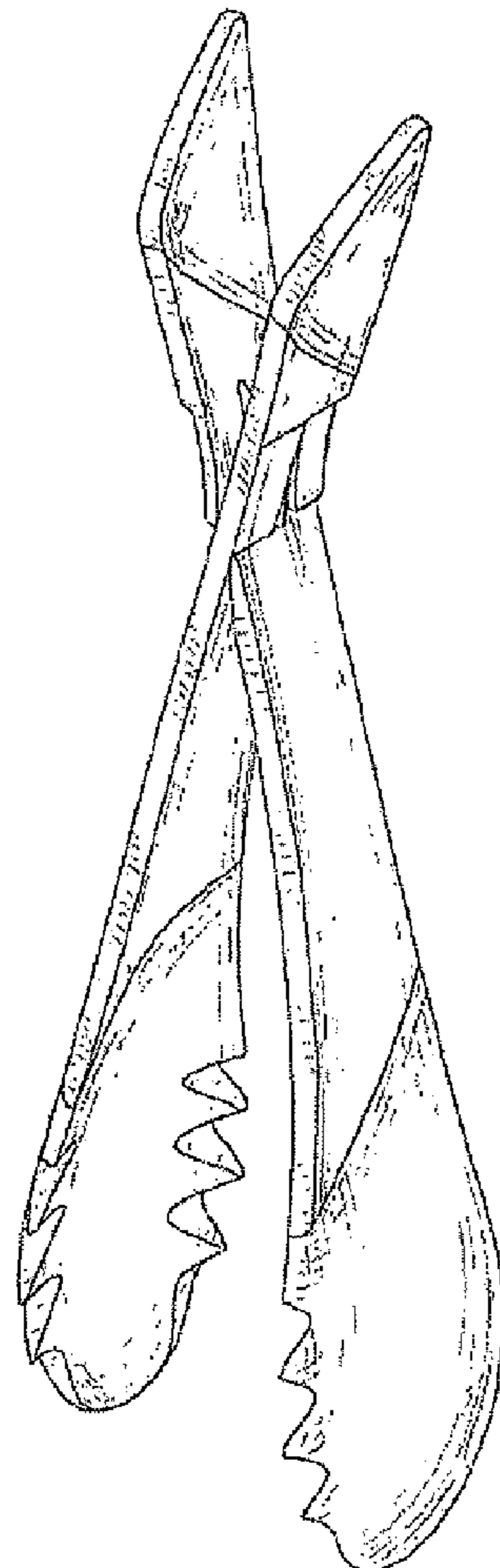
(30) **Foreign Application Priority Data**
Jul. 18, 2008 (EM) 000972914-0001
(51) **LOC (9) Cl.** **07-01**
(52) **U.S. Cl.** **D7/687**
(58) **Field of Classification Search** D7/368,
D7/669, 683, 686, 687; 294/99.1, 99.2, 118
See application file for complete search history.

(57) **CLAIM**
The ornamental design for tongs, as shown and described.

(56) **References Cited**
U.S. PATENT DOCUMENTS
D184,108 S * 12/1958 Moyer D7/686

DESCRIPTION
FIG. 1 is a top perspective view of tongs showing my new design;
FIG. 2 is a top plan view thereof;
FIG. 3 is a side elevation view thereof; and,
FIG. 4 is the opposing side elevation view thereof.

1 Claim, 3 Drawing Sheets



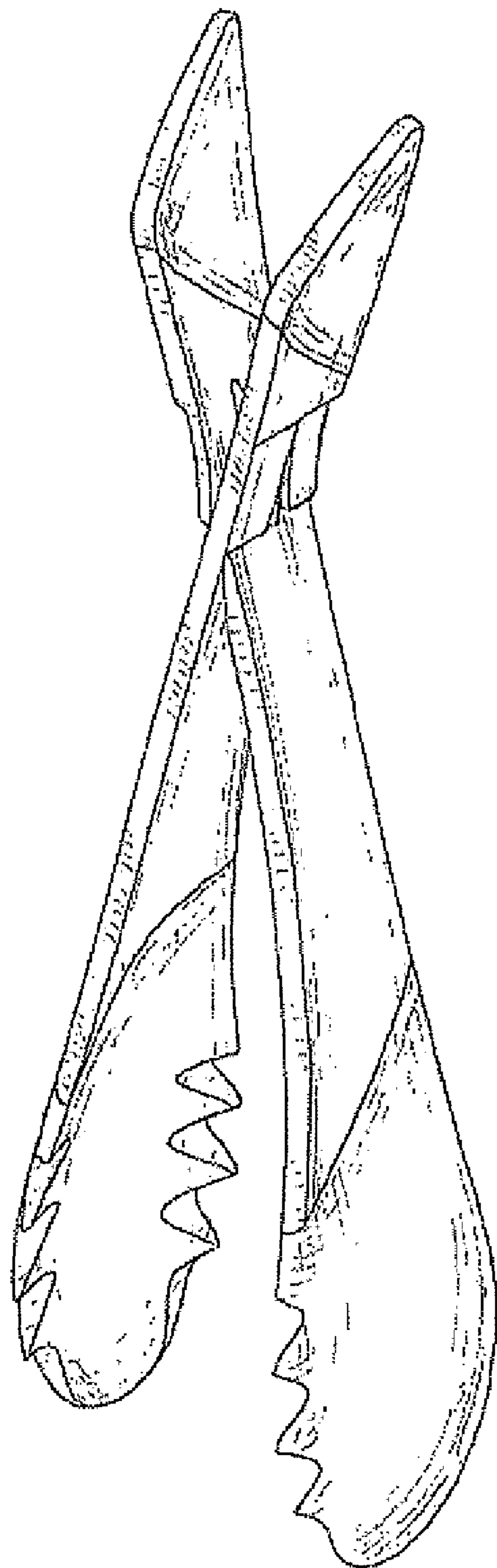


Figure 1

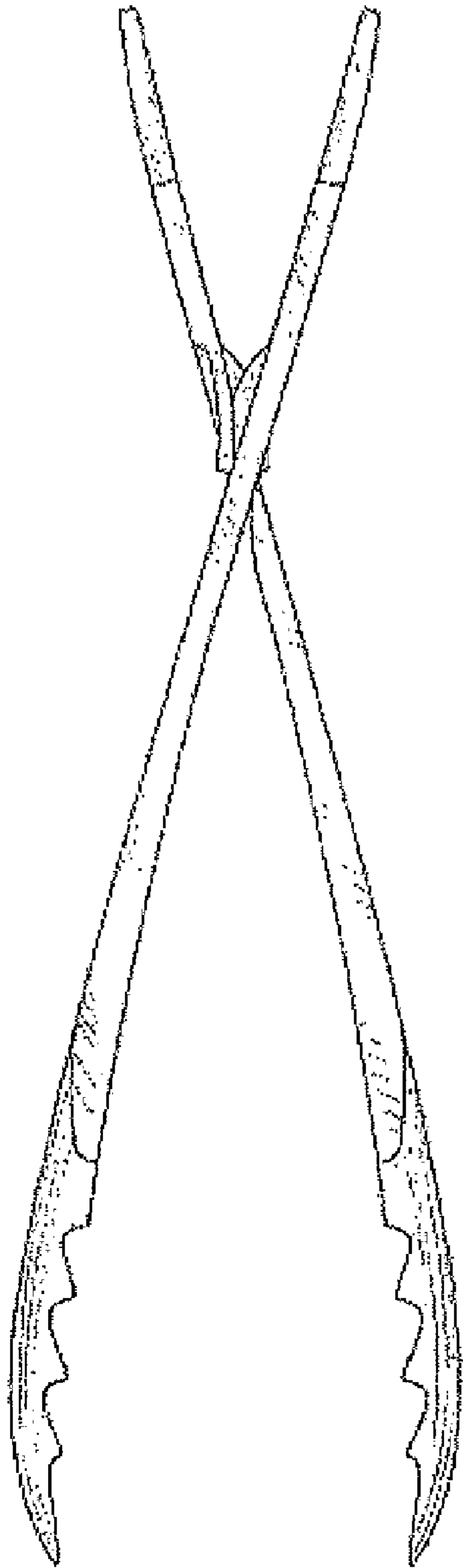


Figure 2




Figure 3




Figure 4