



US00D607286S

(12) **United States Design Patent**
Junko

(10) **Patent No.:** **US D607,286 S**
(45) **Date of Patent:** **** Jan. 5, 2010**

(54) **SPOON**

D454,285 S * 3/2002 Richmond D7/662
D454,763 S * 3/2002 Croll D7/662
D563,736 S * 3/2008 Junko D7/653

(75) Inventor: **Theodore Junko**, Manlius, NY (US)

(73) Assignee: **Oneida, Ltd.**, Oneida, NY (US)

(**) Term: **14 Years**

(21) Appl. No.: **29/342,788**

(22) Filed: **Sep. 1, 2009**

(51) **LOC (9) Cl.** **07-03**

(52) **U.S. Cl.** **D7/653**

(58) **Field of Classification Search** D7/368,
D7/395, 401.2, 642-646, 649-654, 660-669,
D7/675-676, 683, 688-692, 695-696; 30/137,
30/141-143, 147-150, 322-327, 329, 340,
30/342-346; 416/70 R

See application file for complete search history.

(56) **References Cited**

U.S. PATENT DOCUMENTS

D169,031 S * 3/1953 Conroy D7/662
D184,942 S * 4/1959 Jones D7/662
D185,085 S * 5/1959 Jones D7/662
D209,851 S * 1/1968 Levins D7/395
D362,373 S * 9/1995 Richmond D7/662
D390,424 S * 2/1998 Shane-Schuldt D7/662
D415,387 S * 10/1999 Morrison D7/401.2
D431,415 S * 10/2000 Yot D7/401.2

* cited by examiner

Primary Examiner—Caron Veynar

Assistant Examiner—Ricky Pham

(74) *Attorney, Agent, or Firm*—Marjama Muldoon Blasiak & Sullivan LLP

(57) **CLAIM**

The ornamental design for a spoon, as shown and described.

DESCRIPTION

FIG. 1 is a left side view of a spoon, illustrating my new design;

FIG. 2 is a top plan view thereof;

FIG. 3 is a right side view thereof;

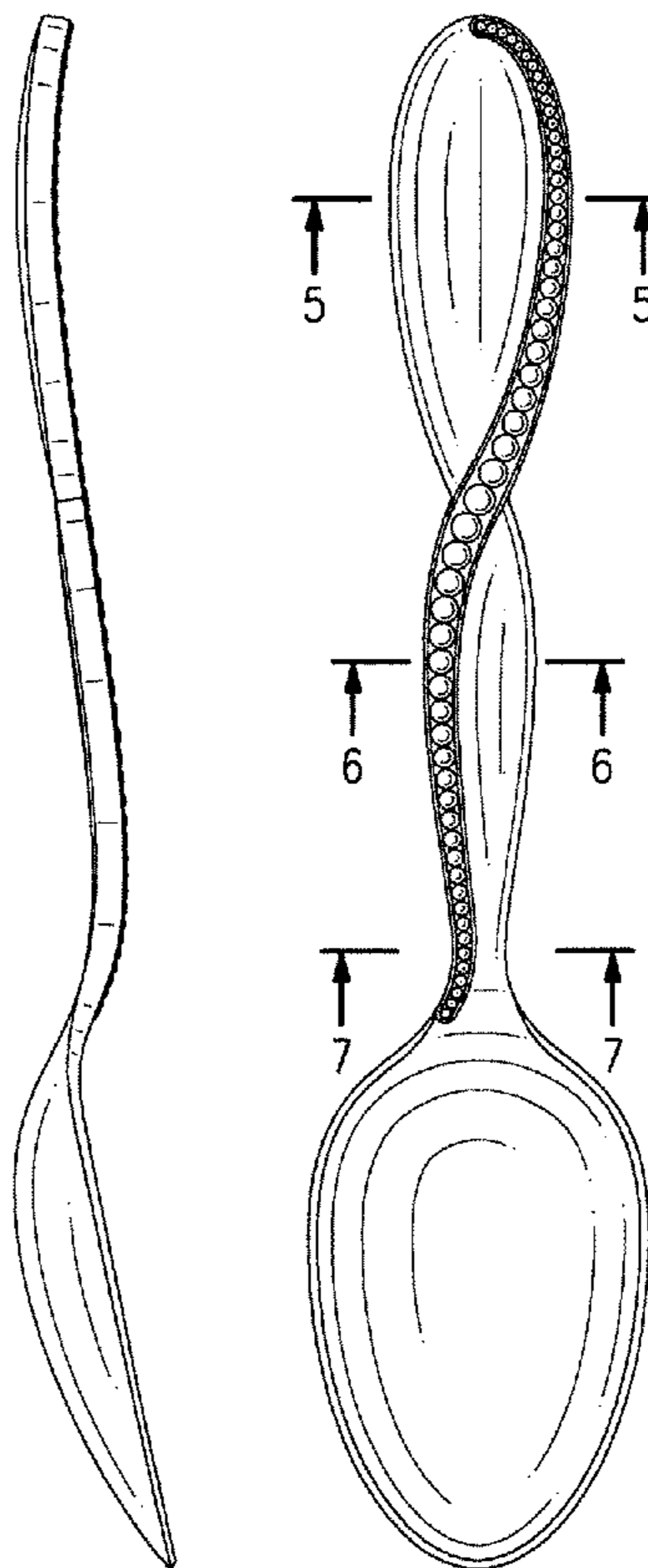
FIG. 4 is a bottom view thereof;

FIG. 5 is a cross-sectional view taken through line 5—5 of FIG. 2;

FIG. 6 is a cross-sectional view taken through line 6—6 of FIG. 2; and,

FIG. 7 is a cross-sectional view taken through line 7—7 of FIG. 2.

1 Claim, 1 Drawing Sheet



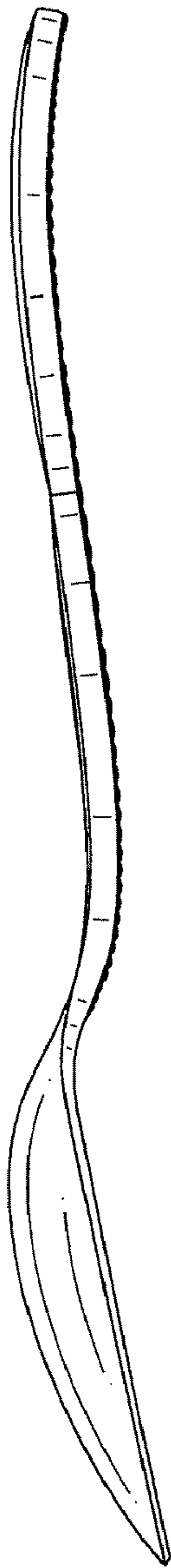


FIG. 1

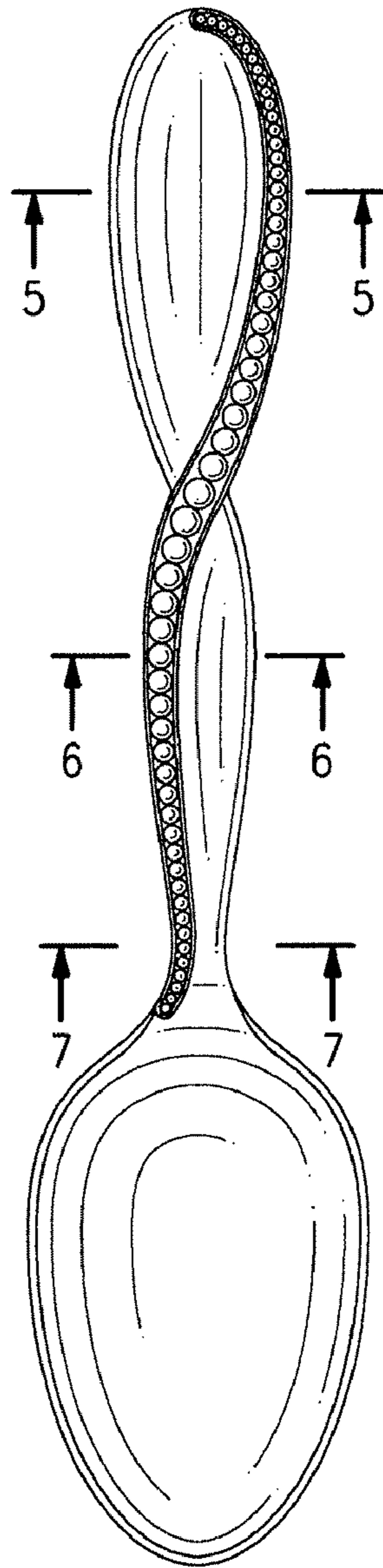


FIG. 2

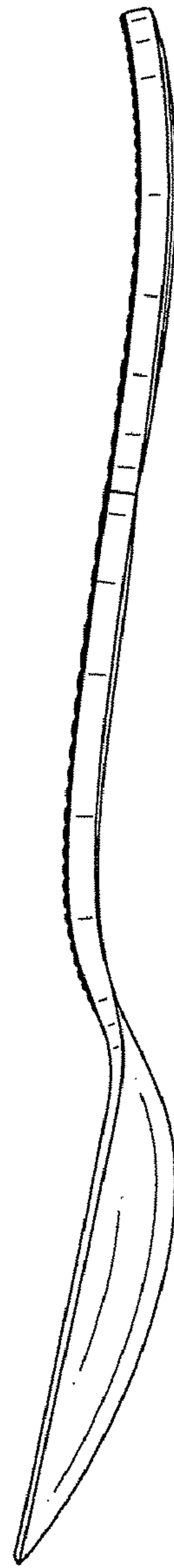


FIG. 3

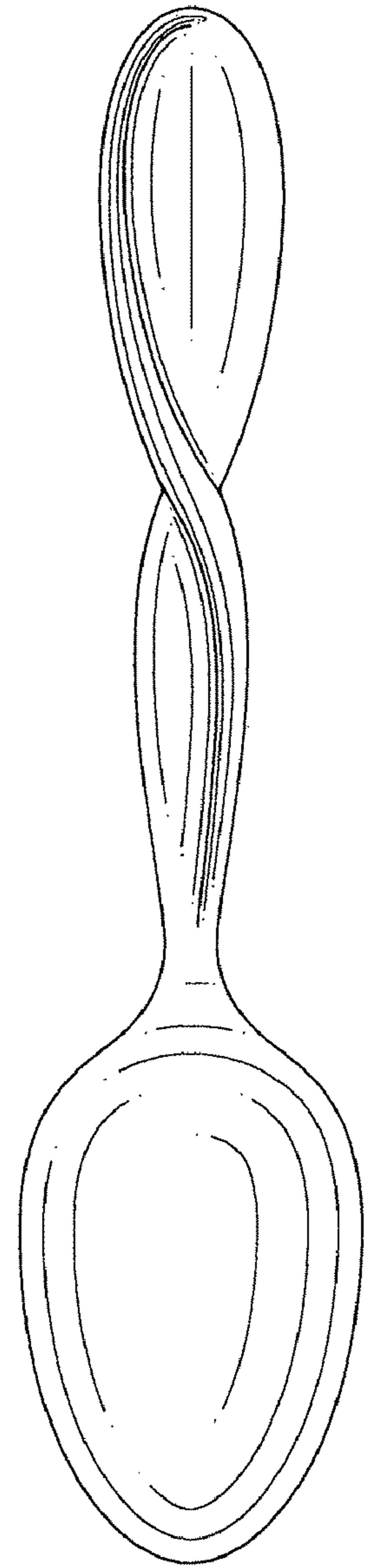


FIG. 4



FIG. 5



FIG. 6



FIG. 7