



US00D607280S

(12) **United States Design Patent**
Kellermann et al.

(10) **Patent No.:** **US D607,280 S**

(45) **Date of Patent:** **** Jan. 5, 2010**

(54) **OVAL SERVER**

(75) Inventors: **Robert Finch Kellermann**, South
Pittsburg, TN (US); **Bri Malaspino**,
South Pittsburg, TN (US)

(73) Assignee: **Lodge Manufacturing Company**, South
Pittsburg, TN (US)

(**) Term: **14 Years**

(21) Appl. No.: **29/302,817**

(22) Filed: **Jan. 25, 2008**

(51) **LOC (9) Cl.** **07-01**

(52) **U.S. Cl.** **D7/548; D7/587**

(58) **Field of Classification Search** D7/505,
D7/507, 550.1, 554.3, 543, 545, 553.3, 562,
D7/535; D30/129; D26/121; 220/574, 575,
220/657, 506; 206/564; 229/938; 211/14;
294/172; D10/46.1

See application file for complete search history.

(56) **References Cited**

U.S. PATENT DOCUMENTS

D46,169 S * 7/1914 Churchill D7/576

D233,202 S * 10/1974 Cherenak D7/545
D459,635 S * 7/2002 Henry D7/545
D483,616 S * 12/2003 Thonis D7/545
D483,617 S * 12/2003 Watson D7/545
D483,618 S * 12/2003 Watson D7/545

* cited by examiner

Primary Examiner—Charles A Rademaker

(74) *Attorney, Agent, or Firm*—Stephen J. Stark; Miller &
Martin PLLC

(57) **CLAIM**

The ornamental design for an oval server, as is shown and
described herein.

DESCRIPTION

FIG. 1 is a perspective view of an oval server;

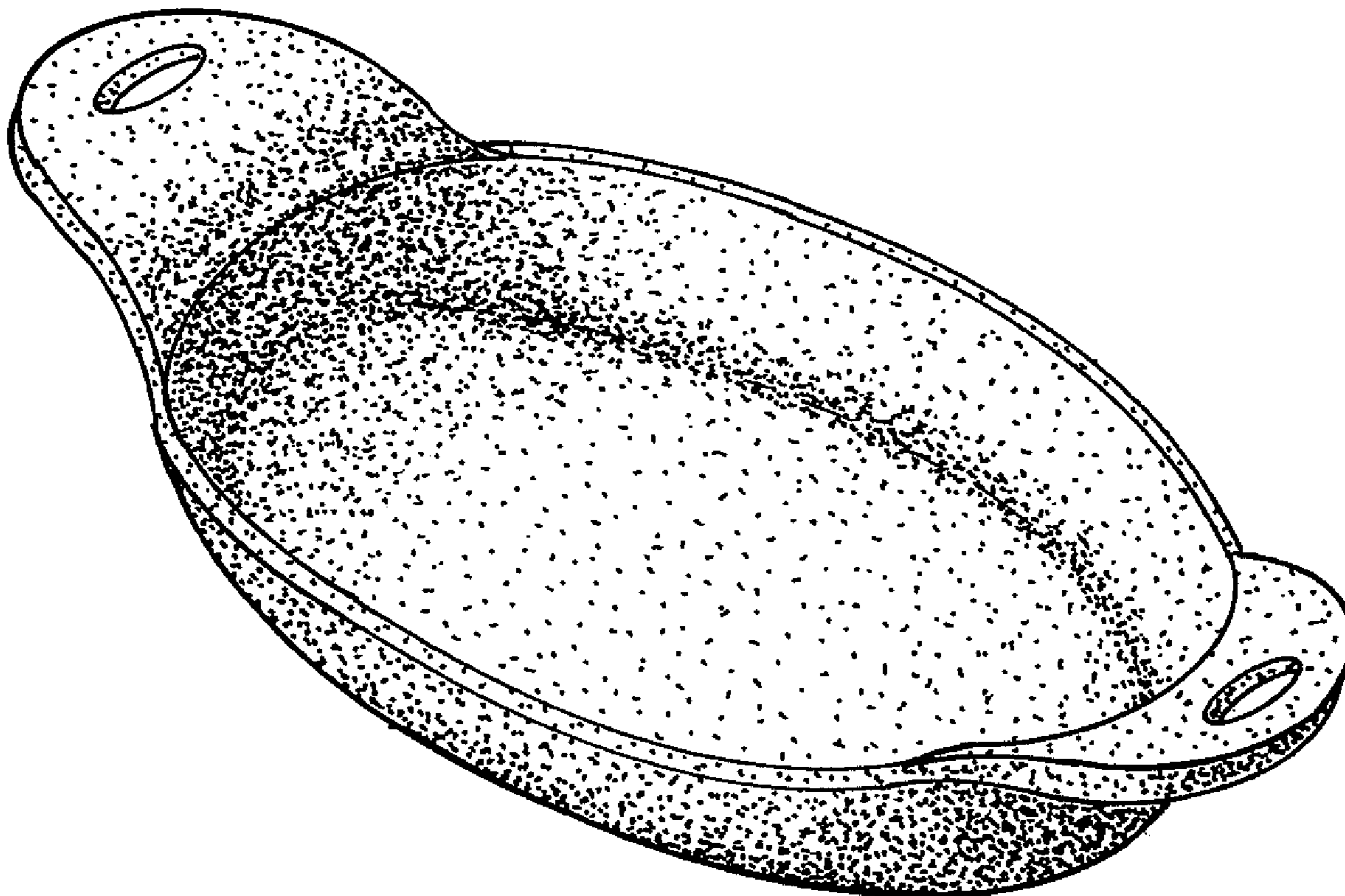
FIG. 2 is a top elevational view thereof;

FIG. 3 is a front elevational view thereof; the back elevational
view being a mirror image thereof;

FIG. 4 is a bottom elevational view thereof; and,

FIG. 5 is a left side elevational view thereof; the back eleva-
tional view thereof being a mirror image thereof.

1 Claim, 2 Drawing Sheets



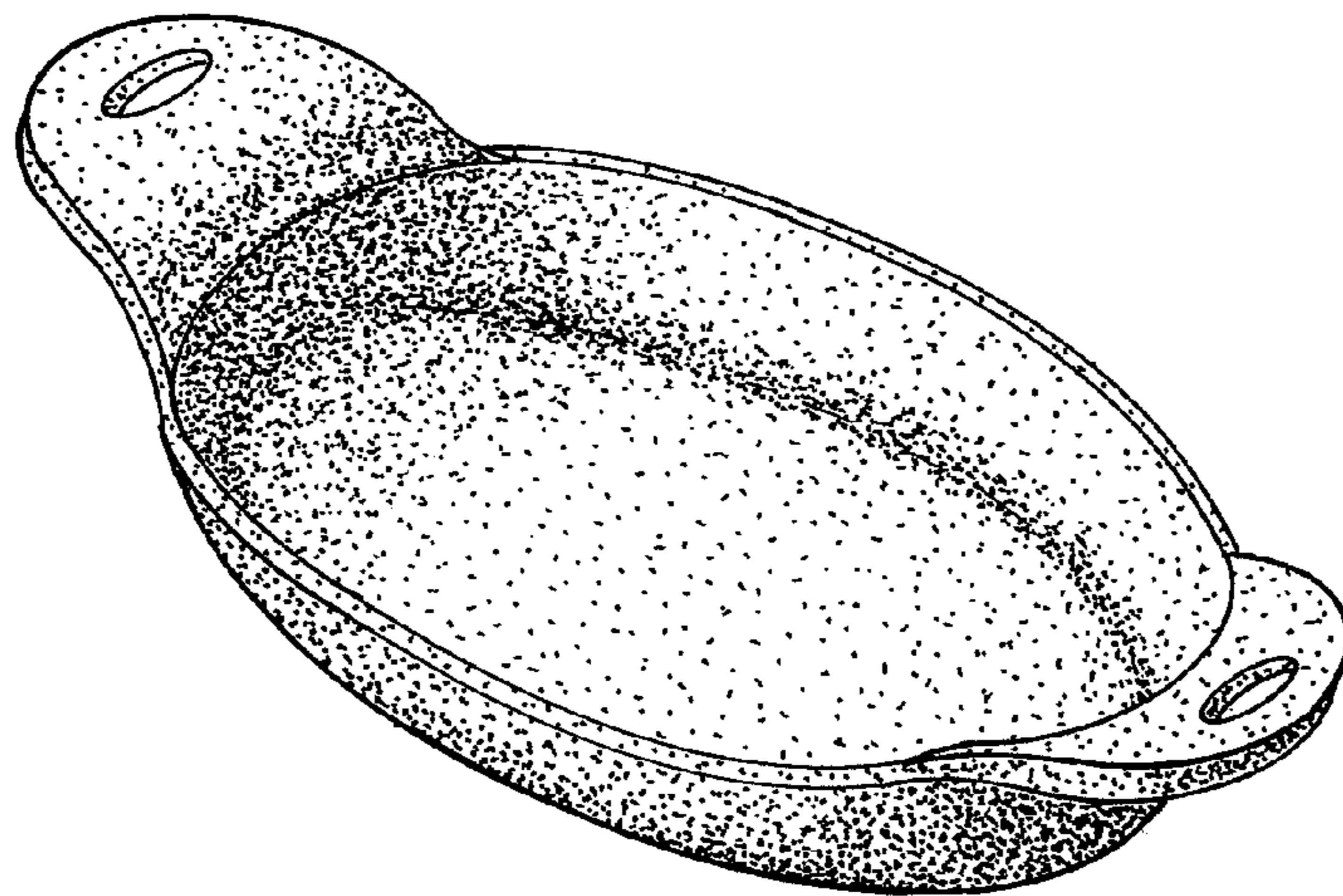


FIG. 1




FIG. 2




FIG. 3

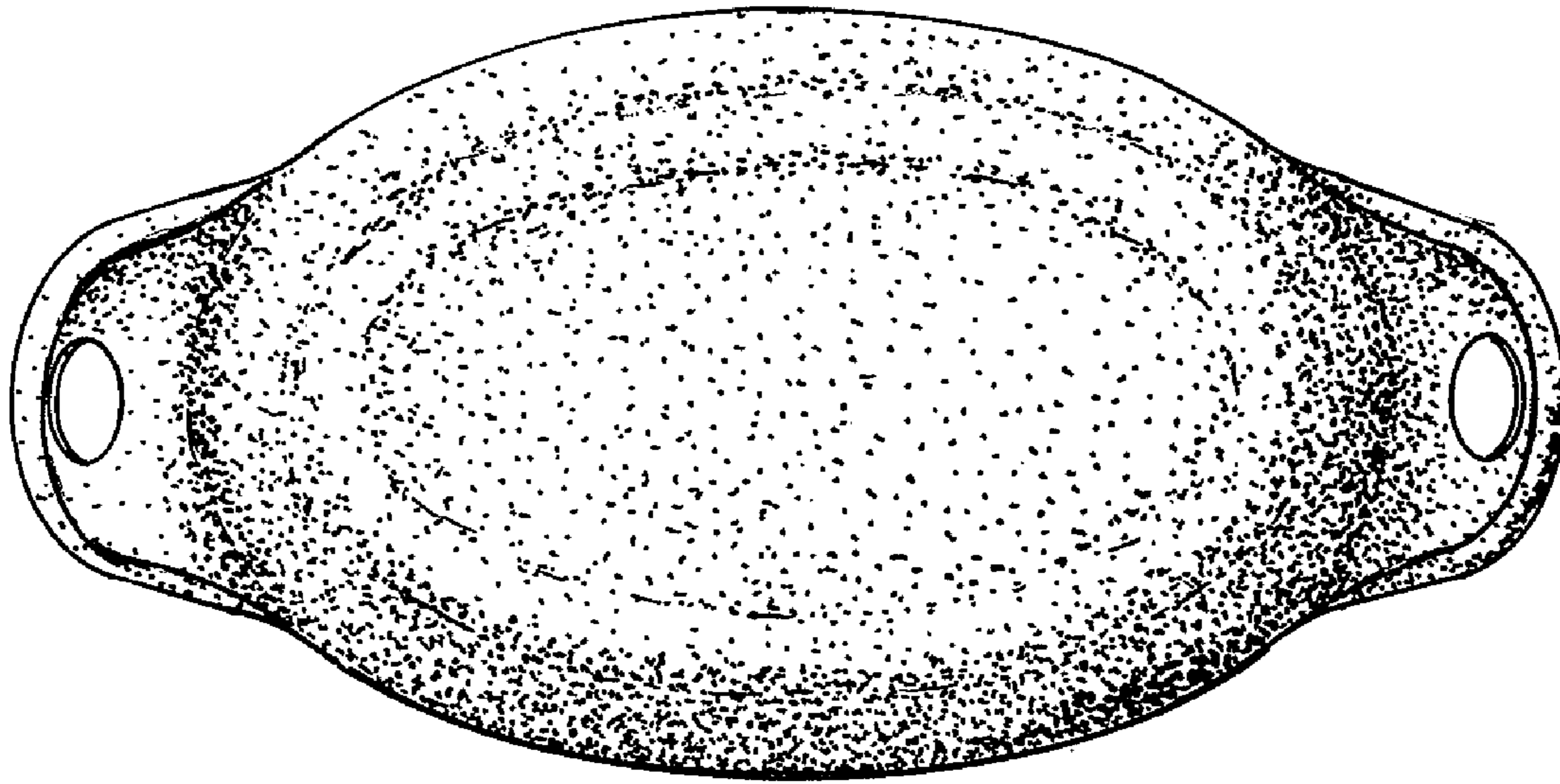


FIG. 4

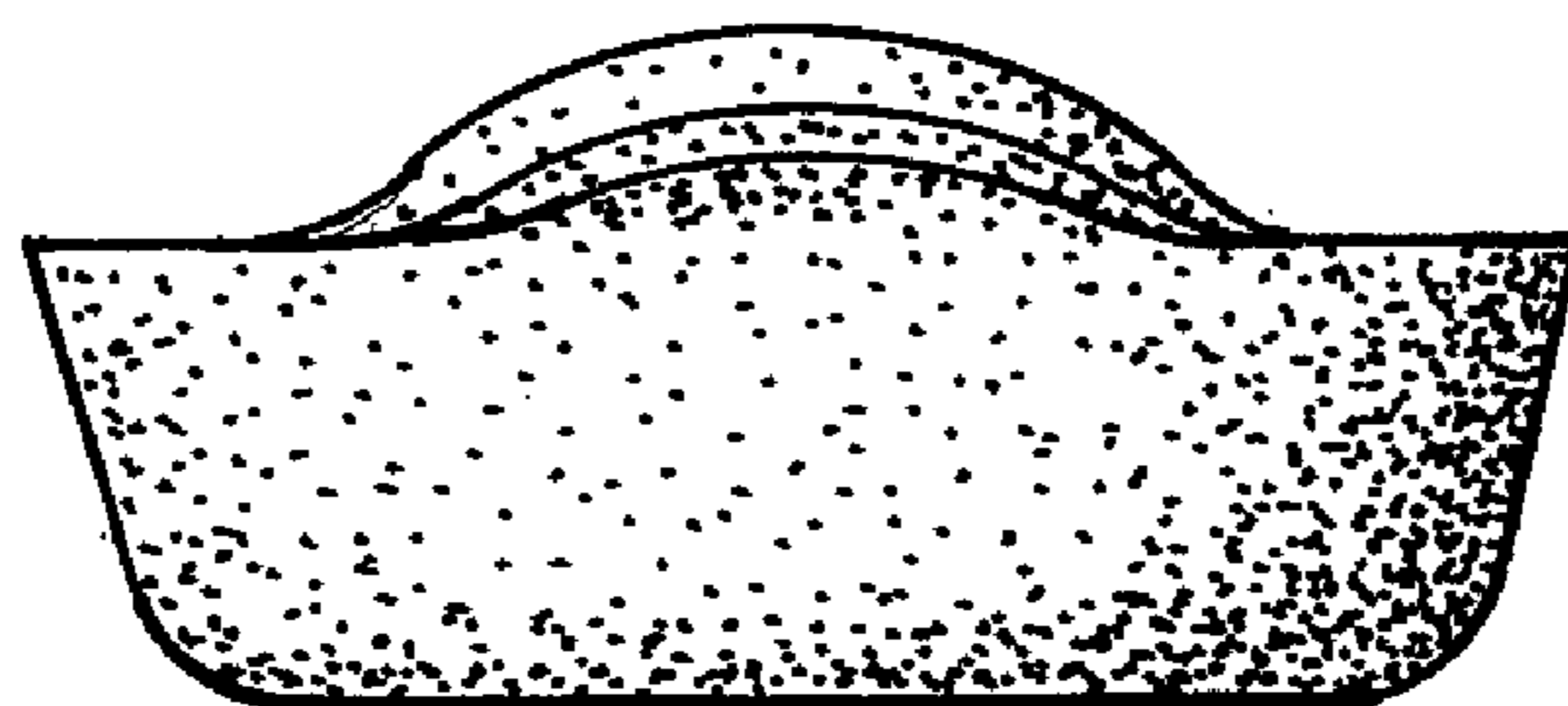


FIG. 5