



US00D607251S

(12) **United States Design Patent**  
**Pattberg**

(10) **Patent No.:** **US D607,251 S**

(45) **Date of Patent:** **\*\* Jan. 5, 2010**

(54) **PAPER ROLL DISPENSER**

(75) Inventor: **Jens Pattberg**, Ebenhausen (DE)

(73) Assignee: **HTS International Trading AG**, Baar (CH)

(\*\*) Term: **14 Years**

(21) Appl. No.: **29/333,738**

(22) Filed: **Mar. 13, 2009**

**Related U.S. Application Data**

(62) Division of application No. 29/299,687, filed on Jan. 2, 2008, now Pat. No. Des. 595,523.

(51) **LOC (9) Cl.** ..... **20-02**

(52) **U.S. Cl.** ..... **D6/518**

(58) **Field of Classification Search** ..... D6/515-523;  
206/225, 233, 389, 391; 211/13.1, 45; 242/570,  
242/590; 248/309.1, 309.2, 905; 221/26,  
221/33, 282-283; 222/173, 180

See application file for complete search history.

(56) **References Cited**

**U.S. PATENT DOCUMENTS**

D522,781 S \* 6/2006 Wieser et al. .... D6/518  
D525,063 S \* 7/2006 Woods et al. .... D6/518

D553,402 S \* 10/2007 Orgna et al. .... D6/518  
D564,267 S \* 3/2008 Tomic et al. .... D6/518  
D568,655 S \* 5/2008 Friesen et al. .... D6/518

\* cited by examiner

*Primary Examiner*—Brian N Vinson

(74) *Attorney, Agent, or Firm*—Rankin, Hill & Clark LLP

(57) **CLAIM**

The ornamental design for a paper roll dispenser, as shown and described.

**DESCRIPTION**

FIG. 1 is a top, front, and right side perspective view of a paper roll dispenser showing my new design;

FIG. 2 is a front elevational view thereof;

FIG. 3 is a left side elevational view thereof;

FIG. 4 is a right side elevational view thereof;


FIG. 5 is a top plan view thereof;

FIG. 6 is a bottom plan view thereof; and,

FIG. 7 is a rear elevational view thereof.

The broken-line disclosure in the views is understood to form part of the article in which the design is embodied, but which forms no part of the claimed design.

**1 Claim, 4 Drawing Sheets**






Fig. 1

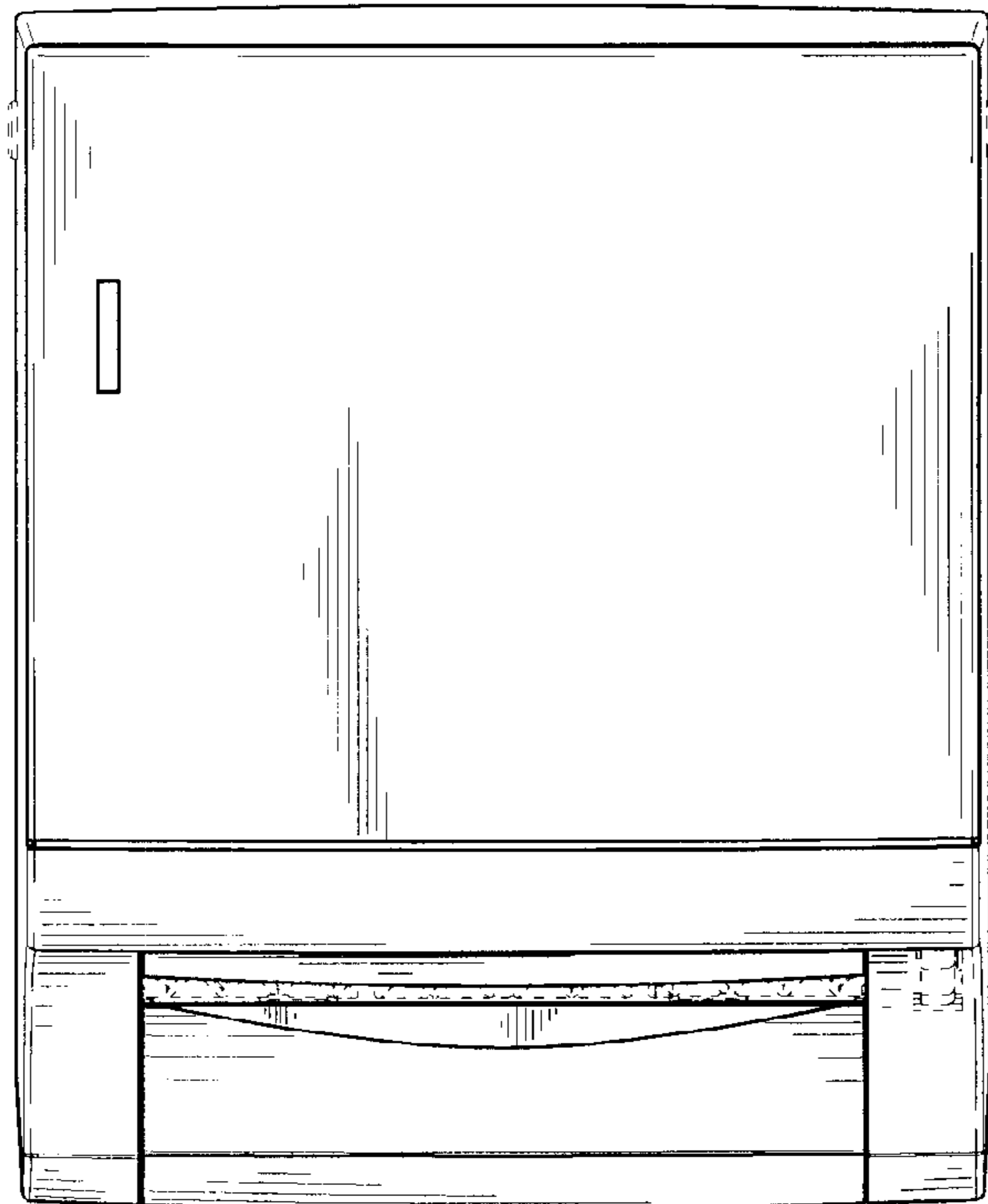

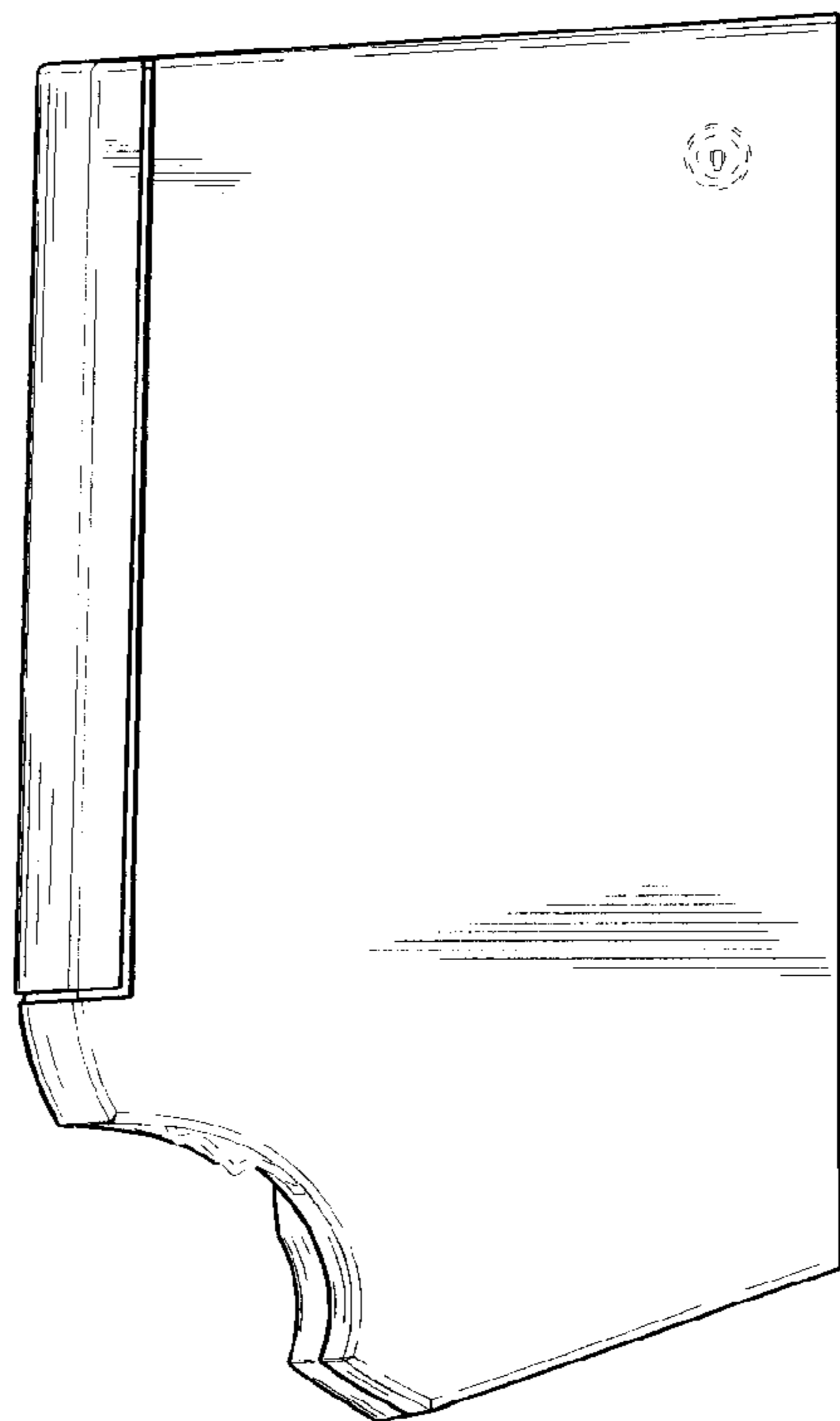



Fig. 2



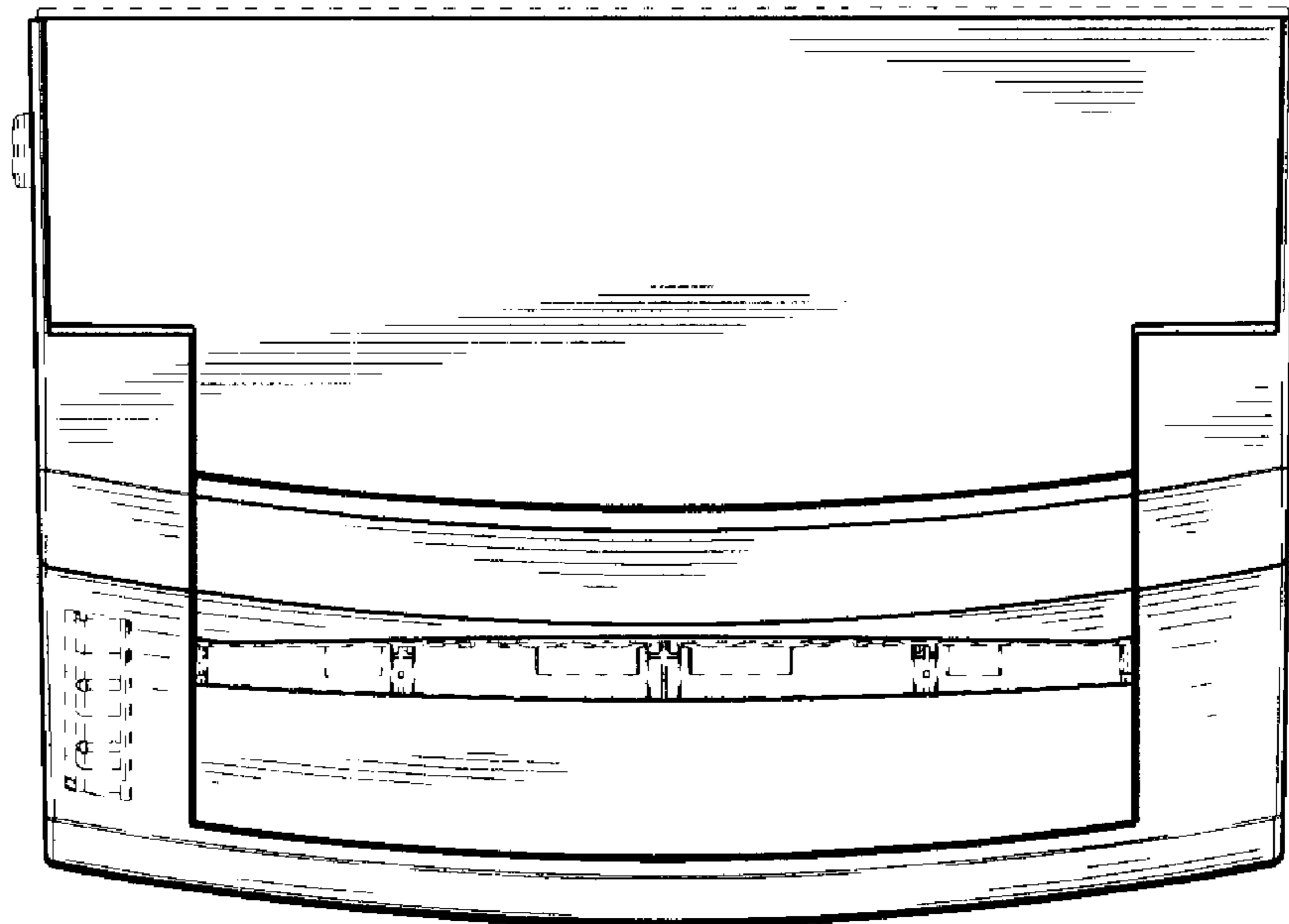
**Fig. 3**



**Fig. 4**



**Fig. 5**



**Fig. 6**

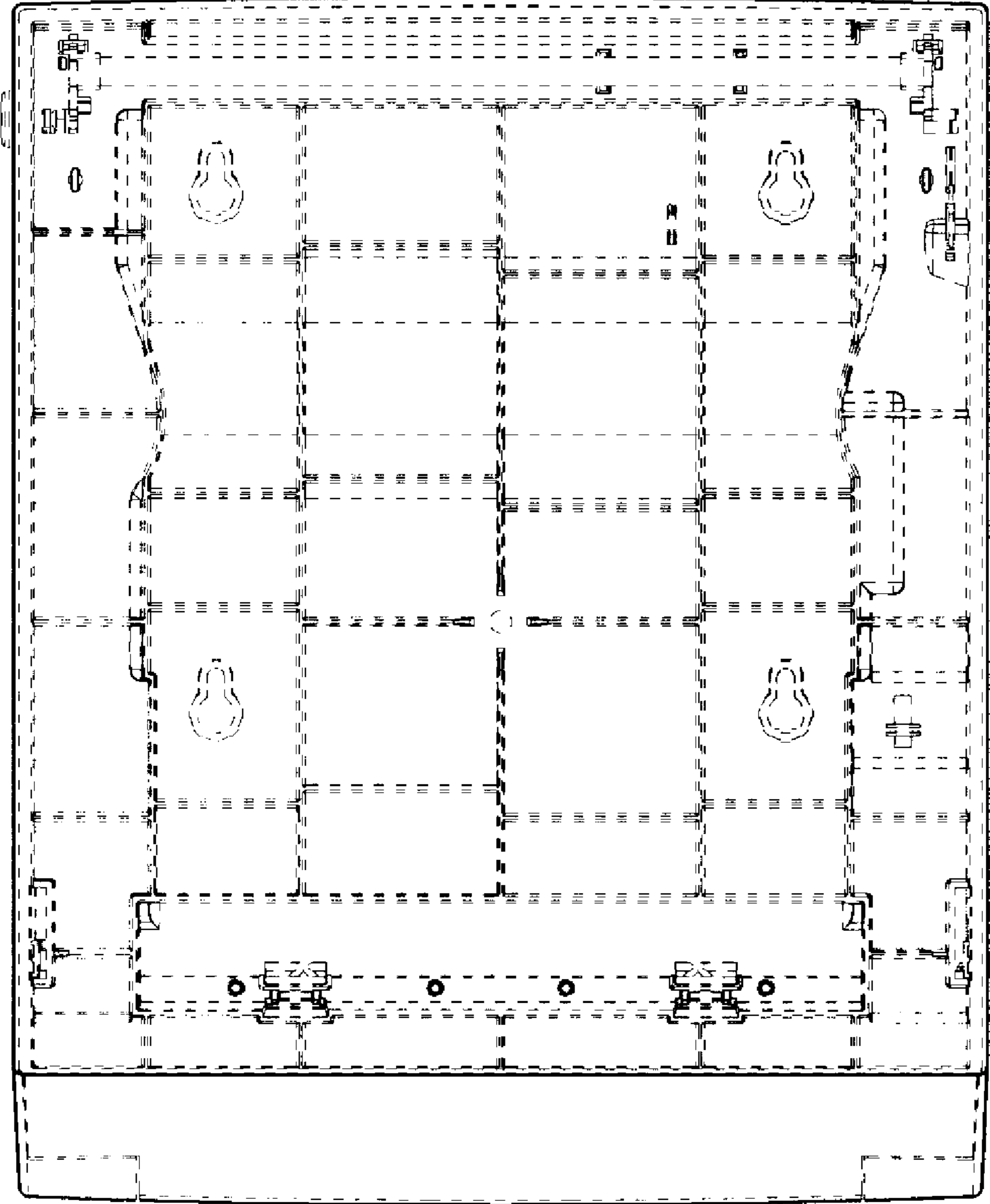


Fig. 7