

US00D607245S

(12) **United States Design Patent**  
**Tucker**

(10) **Patent No.:** **US D607,245 S**  
(45) **Date of Patent:** **\*\* Jan. 5, 2010**

(54) **SLIDABLE CUTLERY DISPENSER  
MAGAZINE**

(76) Inventor: **Terence Tucker**, 611 Calle Embocadura,  
San Clemente, CA (US) 92673

(\*\*) Term: **14 Years**

(21) Appl. No.: **29/289,215**

(22) Filed: **Jul. 11, 2007**

(51) **LOC (9) Cl.** ..... **20-02**

(52) **U.S. Cl.** ..... **D6/515**

(58) **Field of Classification Search** ..... D6/515-517;  
206/730, 734, 703, 327; 221/282-283; 222/173,  
222/628; 235/439, 441

See application file for complete search history.

3,334,784 A	8/1967	Morrison
D211,450 S	6/1968	Caine
D211,899 S	8/1968	Kreigel
3,558,006 A	1/1971	Redmond
3,680,736 A	8/1972	Viessmann
4,024,590 A	5/1977	Wendt
4,489,854 A	12/1984	Wenkman et al.
4,662,536 A	5/1987	Powers
4,767,022 A	8/1988	Oldorf
4,850,511 A	7/1989	Krai et al.
4,896,792 A	1/1990	Marchand
D306,235 S	2/1990	Tamamura
D306,808 S	3/1990	Thomas
D309,224 S	7/1990	Rabin
D322,542 S	12/1991	Fontlladosa
D329,159 S	9/1992	Oldorf
5,191,997 A	3/1993	Squitieri
D359,641 S	6/1995	Kwan
5,586,685 A	12/1996	Dorner et al.

(Continued)

(56) **References Cited**

U.S. PATENT DOCUMENTS

1,259,927 A	3/1918	Swift
1,546,077 A	7/1925	Hunter et al.
1,547,151 A	7/1925	Watling
1,661,787 A	3/1928	Chisholm
1,675,510 A	7/1928	Nolan
1,886,378 A	11/1932	Dearsley
2,053,828 A	9/1936	Harper
2,078,984 A	5/1937	Williamson
2,141,684 A	12/1938	Diemer
2,239,196 A	4/1941	Lunvik
2,421,782 A	6/1947	Gibbs et al.
2,571,668 A	10/1951	Booth et al.
2,574,099 A	11/1951	Gessler
D167,942 S	10/1952	Jones
2,868,344 A	1/1959	Shields
2,878,962 A	3/1959	Chaney et al.
2,954,948 A	10/1960	Johnson
2,965,262 A	12/1960	Du Bois
3,095,114 A	6/1963	Tobias
3,136,416 A	6/1964	Goldrosen
3,163,327 A	12/1964	Maxwell
3,226,171 A	12/1965	Fitzgerald, Jr. et al.
3,300,087 A	1/1967	Kuypers
3,313,452 A	4/1967	Katz

*Primary Examiner*—Brian N Vinson  
(74) *Attorney, Agent, or Firm*—Stetina Brunda Garred &  
Brucker

(57) **CLAIM**

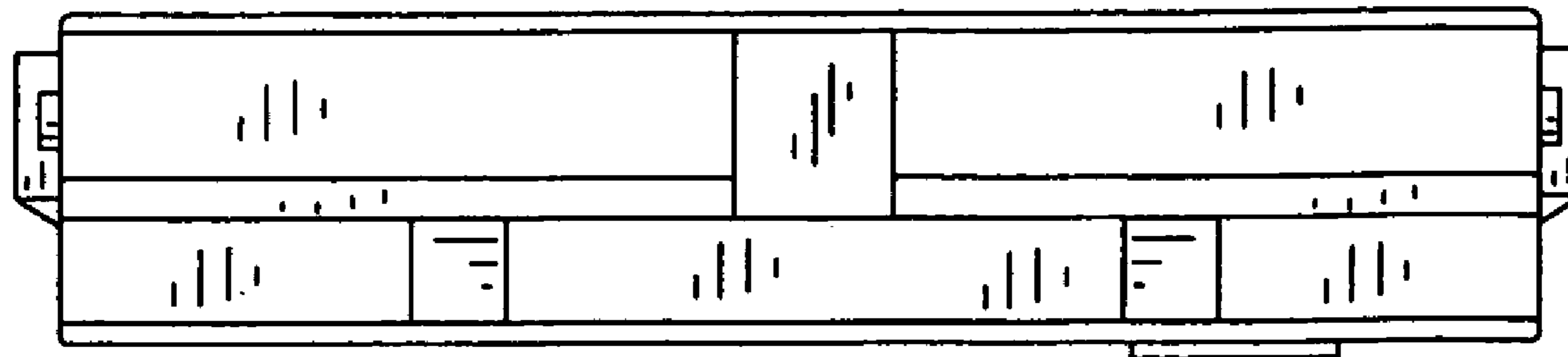
The ornamental design for a slidable cutlery dispenser maga-  
zine, as shown and described.

**DESCRIPTION**

FIG. 1 is a top plan view of a slidable cutlery dispenser  
magazine showing my new design;  
FIG. 2 is a left side elevational view thereof;  
FIG. 3 is a front elevational view thereof;  
FIG. 4 is a bottom plan view thereof;  
FIG. 5 is a right side elevational view thereof; and,  
FIG. 6 is a rear elevational view thereof.

The broken-line disclosure in the views is understood to  
represent portions of the article in which the claimed design is  
embodied, but which form no part of the claimed design.

**1 Claim, 2 Drawing Sheets**



# US D607,245 S

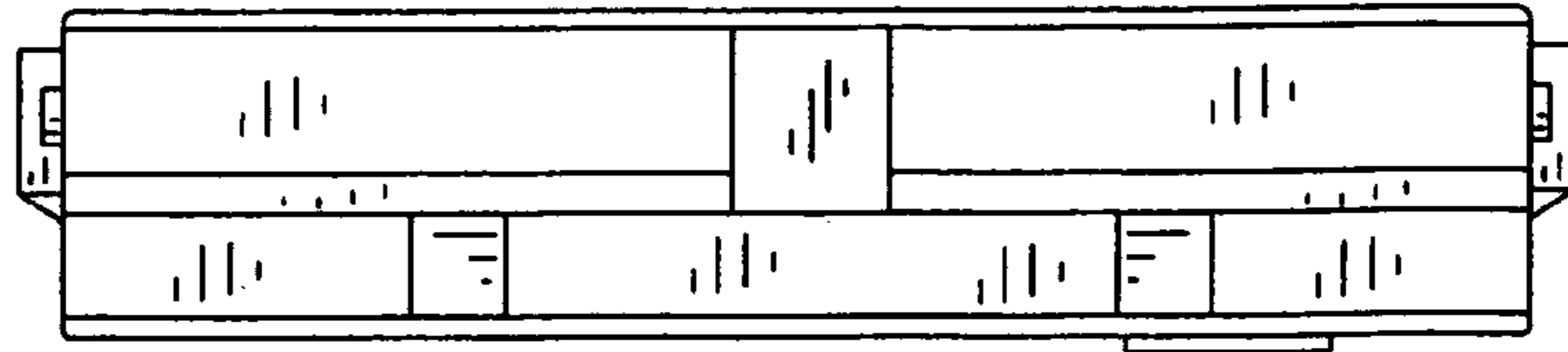
Page 2

---

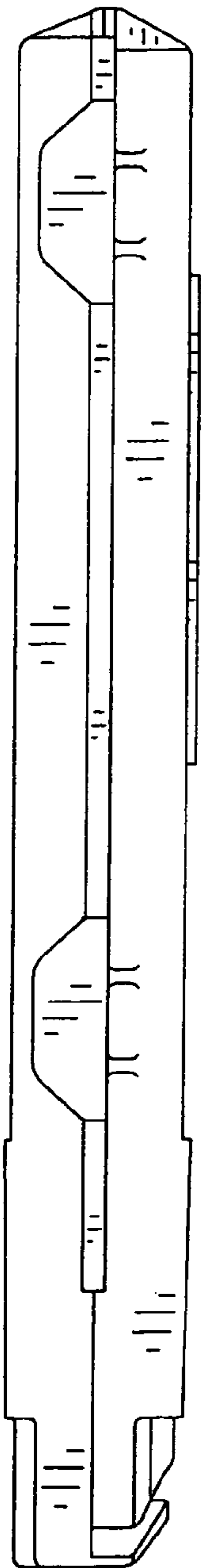
## U.S. PATENT DOCUMENTS

D378,564 S	3/1997	Hall	D461,663 S *	8/2002	Tucker et al. ....	D6/515
5,850,784 A	12/1998	Conner	D477,941 S	8/2003	Tucker et al.	
5,921,408 A	7/1999	Groenewold et al.	D537,683 S	3/2007	Tucker	
6,336,568 B1	1/2002	Tucker et al.	D584,084 S *	1/2009	Tucker .....	D6/515
			2005/0082307 A1	4/2005	Tucker	

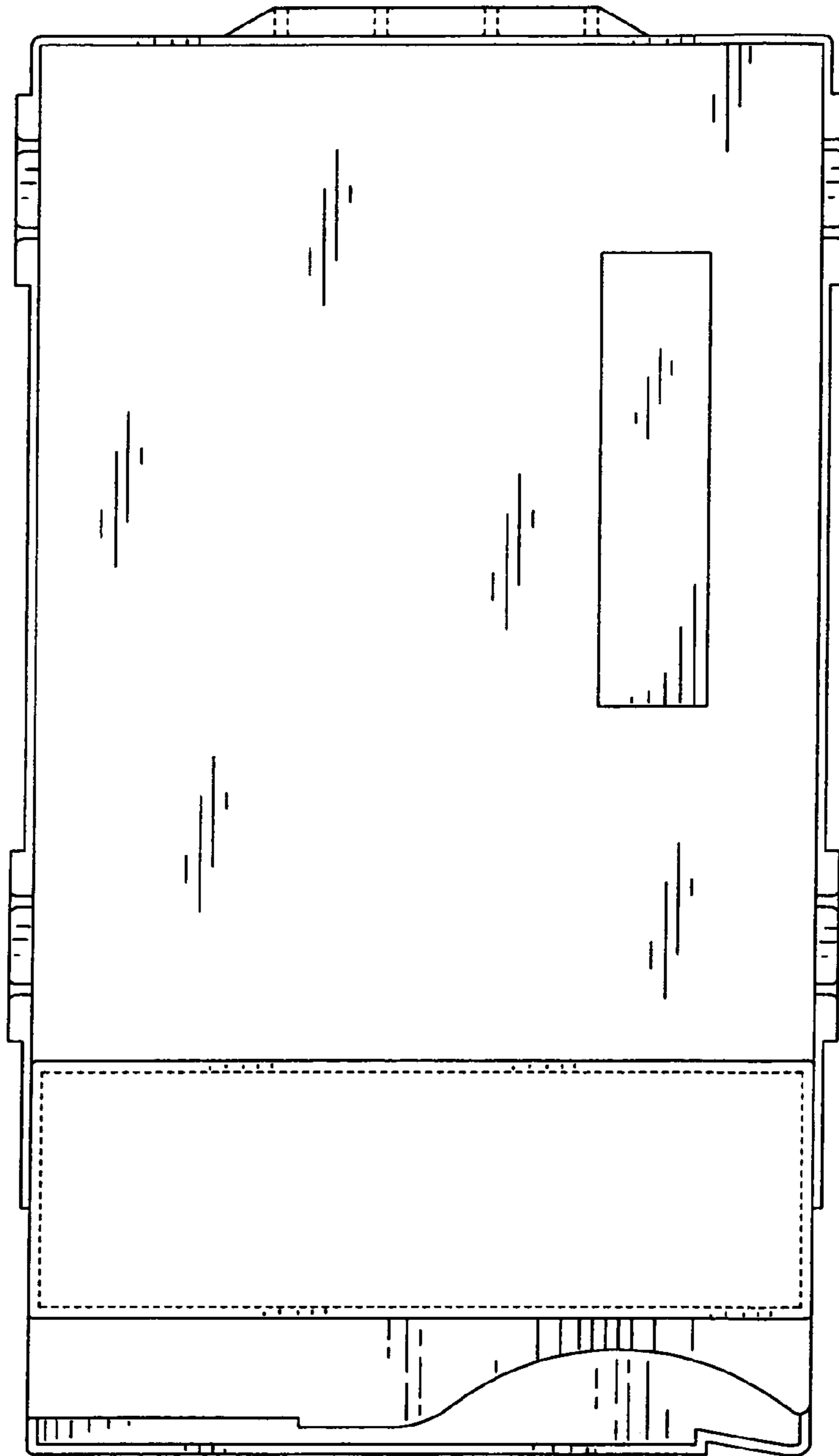
\* cited by examiner



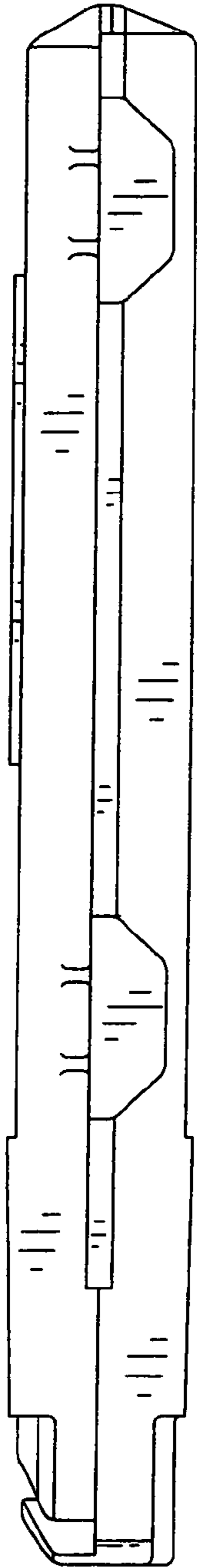
*Fig. 1*



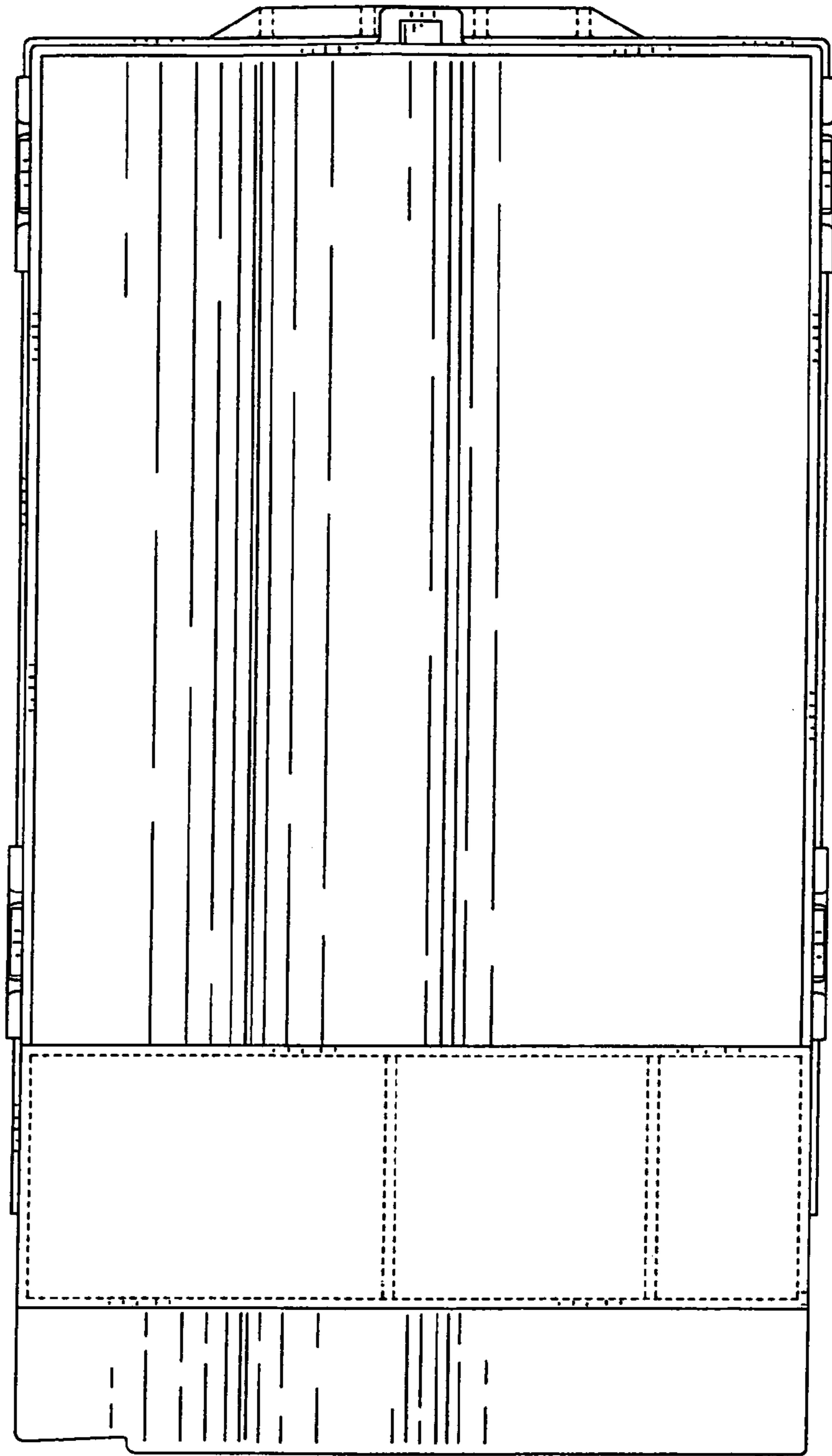
*Fig. 2*



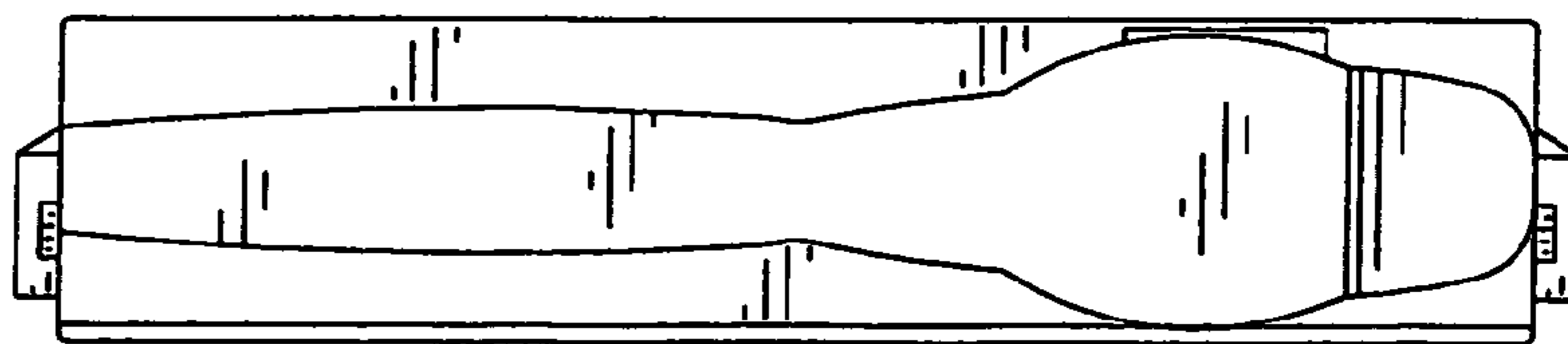
*Fig. 3*



*Fig. 5*



*Fig. 6*



*Fig. 4*