



US00D607228S

(12) **United States Design Patent**
Natuzzi

(10) **Patent No.:** **US D607,228 S**
(45) **Date of Patent:** **** Jan. 5, 2010**

(54) **SOFA**
(75) **Inventor:** **Pasquale Natuzzi, Bari (IT)**
(73) **Assignee:** **Natuzzi S.p.A. (IT)**
(**) **Term:** **14 Years**

D577,220 S 9/2008 Natuzzi et al.
D578,799 S * 10/2008 Ricci D6/381
D584,522 S * 1/2009 Ricci D6/381
D590,166 S * 4/2009 Natuzzi D6/381
D590,172 S 4/2009 Natuzzi et al.
D590,180 S 4/2009 Natuzzi et al.
D590,622 S 4/2009 Natuzzi et al.
D592,884 S 5/2009 Natuzzi et al.

(21) **Appl. No.:** **29/335,093**
(22) **Filed:** **Apr. 8, 2009**

* cited by examiner

Primary Examiner—Sandra Snapp
(74) *Attorney, Agent, or Firm*—St. Onge Steward Johnston & Reens LLC

(30) **Foreign Application Priority Data**
Oct. 8, 2008 (EM) 001017412-0014

(57) **CLAIM**

(51) **LOC (9) Cl.** **06-01**
(52) **U.S. Cl.** **D6/381**
(58) **Field of Classification Search** D6/334,
D6/349, 355, 364, 370, 374, 378, 381, 382,
D6/383, 491, 495, 500–503; 297/68, 232,
297/233, 353, 445.1, 448.1, 448.2, DIG. 7;
5/12.1, 12.2

The ornamental design for a sofa, as shown and described.

See application file for complete search history.

DESCRIPTION

(56) **References Cited**

FIG. 1 is a front perspective view of a sofa in accordance with the new design, showing both headrests in an upright position;

U.S. PATENT DOCUMENTS

D253,326 S * 11/1979 Brukoff D6/377
D310,143 S * 8/1990 Hopfer D6/381
D382,416 S * 8/1997 Gera D6/381
D405,280 S * 2/1999 Gibson D6/335
D405,619 S * 2/1999 Gohman D6/377
D488,315 S * 4/2004 Natuzzi D6/381
D489,544 S * 5/2004 Nastri D6/381
D494,376 S 8/2004 Natuzzi et al.
D541,074 S 4/2007 Natuzzi et al.
D542,560 S * 5/2007 Ricci D6/381
D542,561 S * 5/2007 Ricci D6/381
D547,090 S 7/2007 Natuzzi et al.
D552,870 S * 10/2007 Natuzzi D6/381

FIG. 2 is a front elevation view thereof, showing both headrests in the upright position;


FIG. 3 is a left side elevation view thereof, showing one headrest in a reclined position and the other headrest in the upright position;

FIG. 4 is a right side elevation view thereof, showing one headrest in the reclined position and the other headrest in the upright position; and,

FIG. 5 is a back elevation view thereof, showing one headrest in the reclined position and the other headrest in the upright position.

Broken lines shown on the sofa are understood to represent stitching. Dotted lines shown in FIGS. 3–5 are for illustrative purposes only and form no part of the claimed design.

1 Claim, 3 Drawing Sheets






FIG. 1

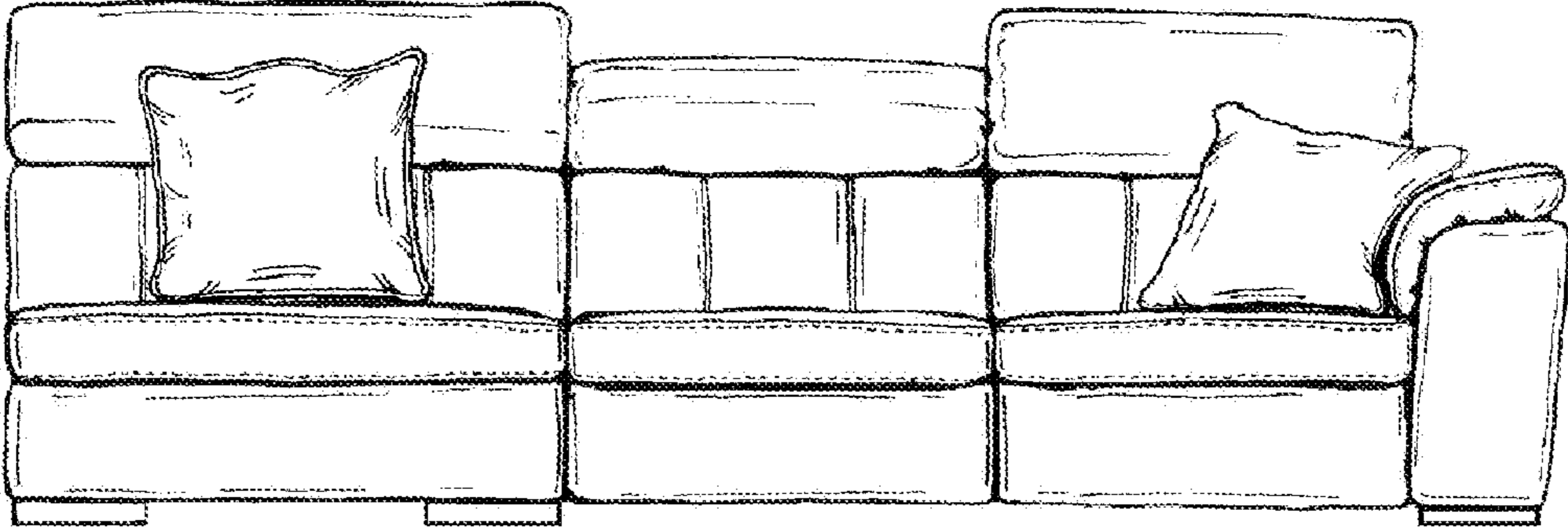


FIG. 2

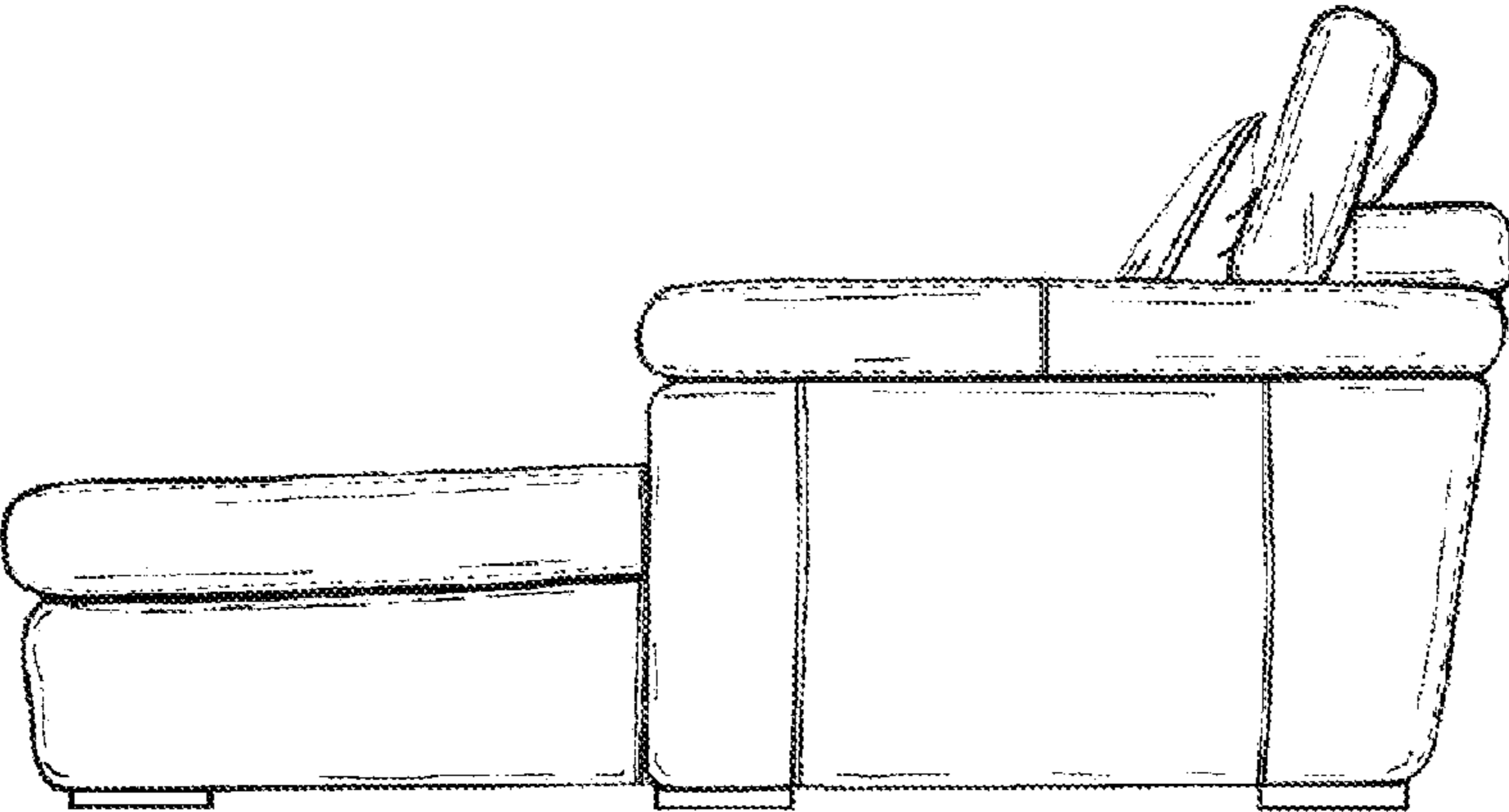


FIG. 3

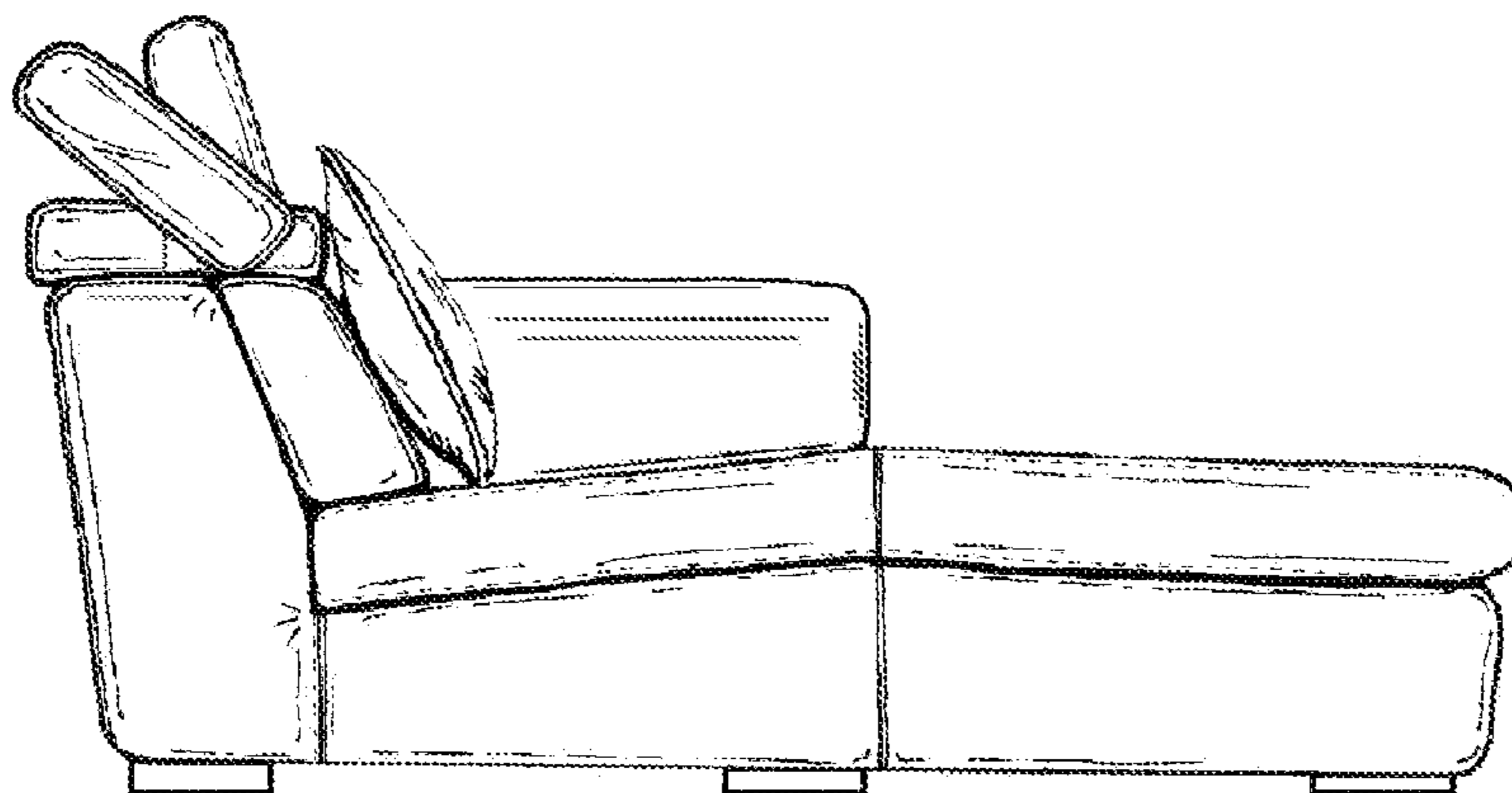


FIG. 4




FIG. 5