



US00D607227S

(12) **United States Design Patent**
Massaud

(10) **Patent No.:** **US D607,227 S**
(45) **Date of Patent:** **** Jan. 5, 2010**

(54) **DIVAN**

(75) Inventor: **Jean Marie Massaud**, Paris (FR)

(73) Assignee: **Poltrona Frau S.p.A.**, Turin (IT)

(**) Term: **14 Years**

(21) Appl. No.: **29/311,797**

(22) Filed: **Jun. 26, 2009**

Related U.S. Application Data

(62) Division of application No. 29/267,097, filed on Oct. 5, 2006, now Pat. No. Des. 595,061.

(30) **Foreign Application Priority Data**

Apr. 5, 2006 (IT) TO2006O0025

(51) **LOC (9) Cl.** **06-01**

(52) **U.S. Cl.** **D6/381**

(58) **Field of Classification Search** D6/334,
D6/349, 355, 364, 370, 374, 378, 381, 382,
D6/383, 491, 495, 500-503; 297/68, 232,
297/233, 353, 445.1, 448.1, 448.2, DIG. 7;
5/12.1, 12.2

See application file for complete search history.

(56) **References Cited**

U.S. PATENT DOCUMENTS

3,857,120 A * 12/1974 Acker 5/12.1

4,292,698 A * 10/1981 Acker 5/45
D446,962 S * 8/2001 Mourgue D6/381
D498,074 S * 11/2004 Gomez D6/381
D583,585 S * 12/2008 Weiss D6/381
D591,073 S * 4/2009 Natuzzi D6/381
D591,970 S * 5/2009 Weiss D6/381

* cited by examiner

Primary Examiner—Sandra Snapp

(74) *Attorney, Agent, or Firm*—Nixon & Vanderhye P.C.

(57) **CLAIM**

The ornamental design for “divan,” as shown and described.

DESCRIPTION

FIG. 1 is a right elevational view of a divan;
FIG. 2 is a bottom plan view of a divan;
FIG. 3 is a front elevational view of a divan;
FIG. 4 is a top plan view of a divan;
FIG. 5 is a back elevational view of a divan; and,
FIG. 6 is a left elevational view of a divan.

1 Claim, 1 Drawing Sheet

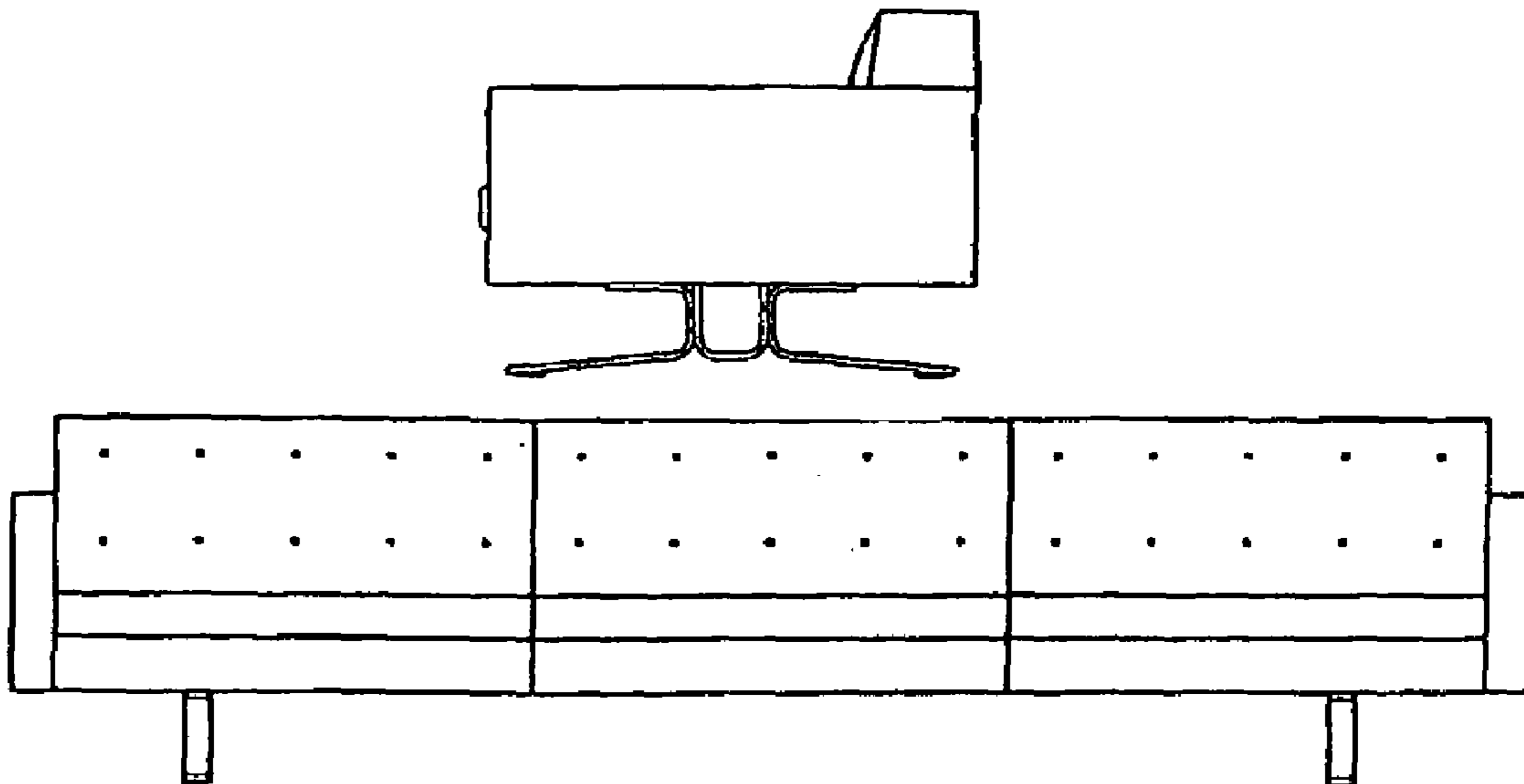


FIG. 2




FIG. 1

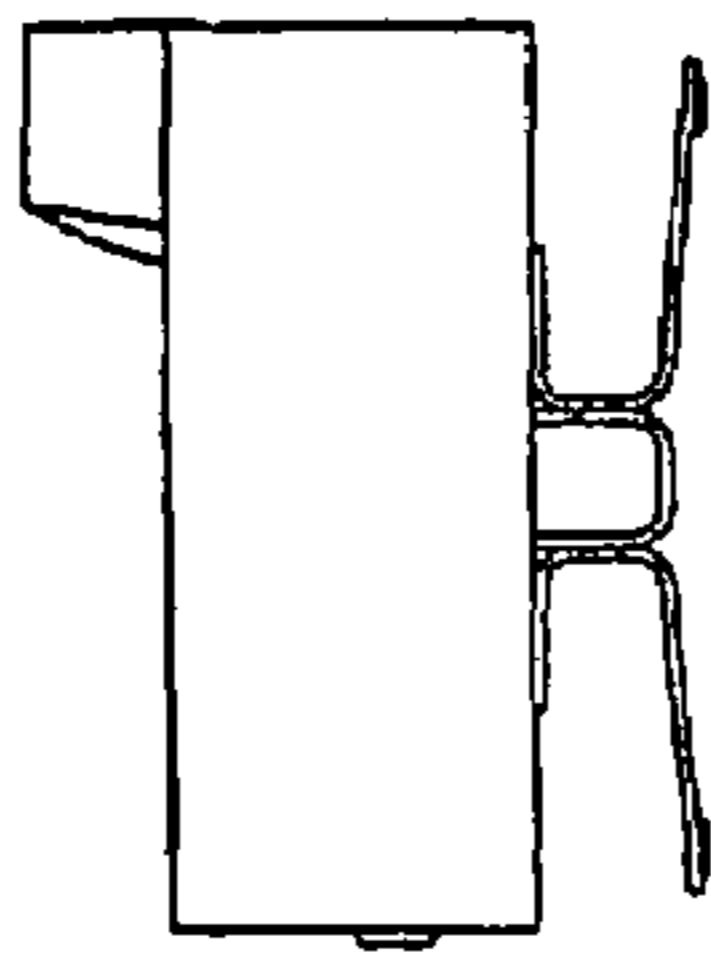


FIG. 3

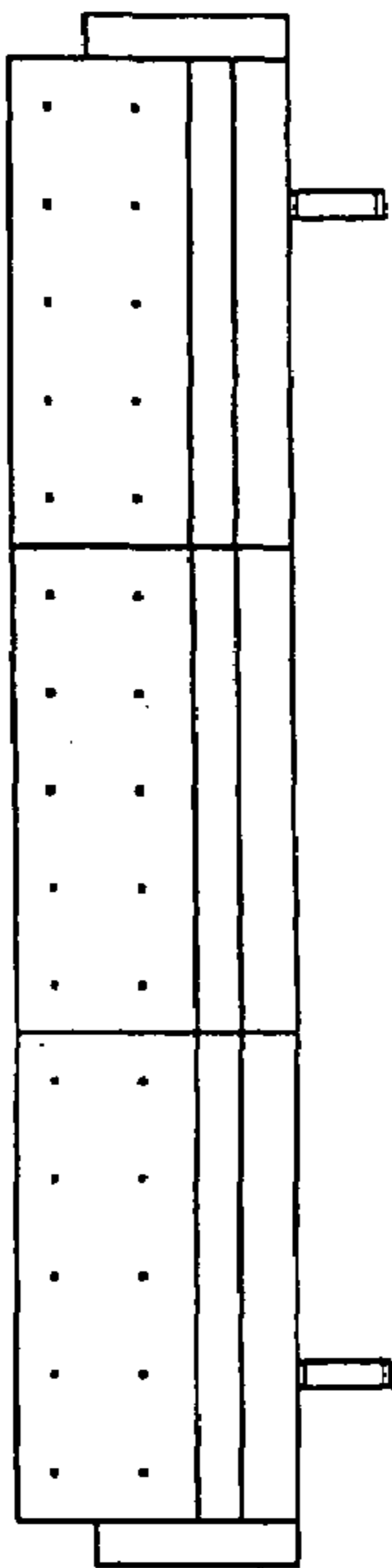


FIG. 4

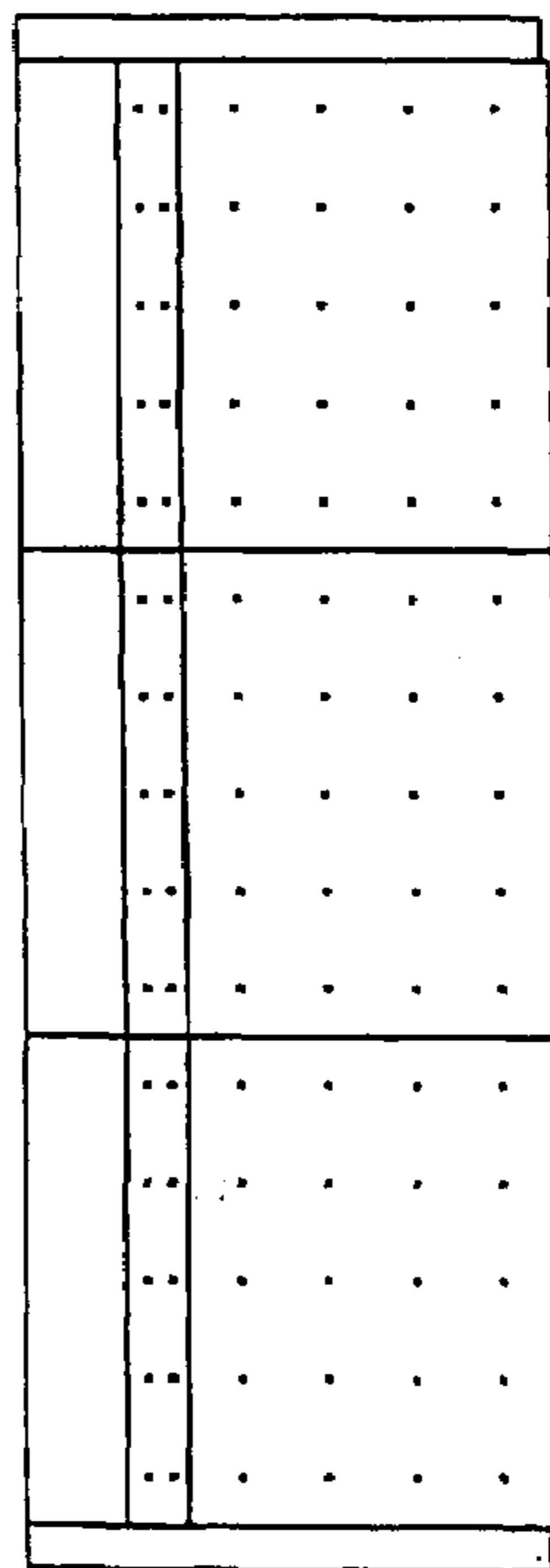


FIG. 5

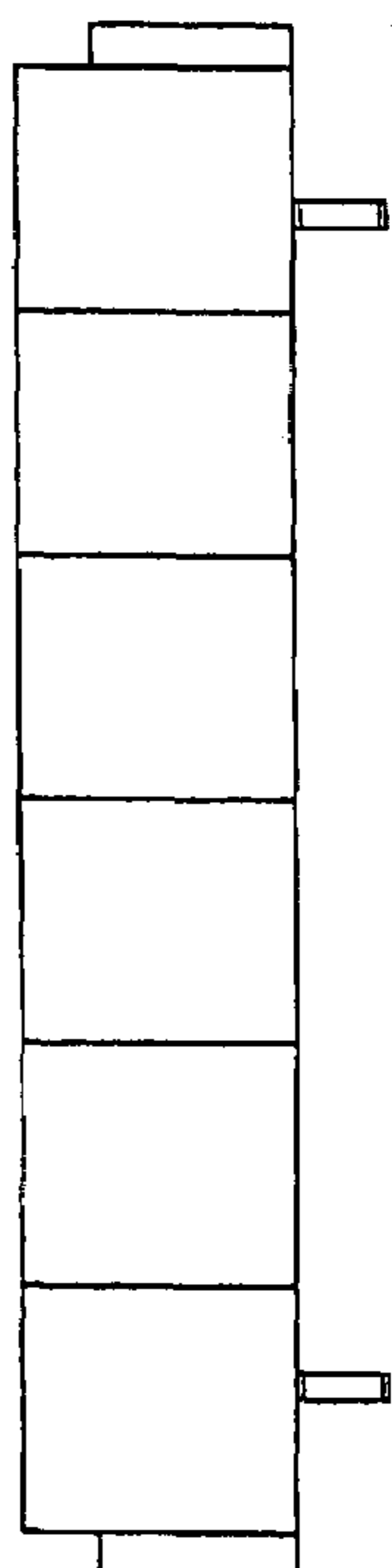


FIG. 6

