



US00D607223S

(12) **United States Design Patent**  
**Adams et al.**

(10) **Patent No.:** **US D607,223 S**  
(45) **Date of Patent:** **\*\* Jan. 5, 2010**

(54) **ADIRONDACK CHAIR WITH LUMBAR SUPPORT**

(75) Inventors: **William E. Adams**, Portersville, PA (US); **Robert Schreiber**, Prospect, PA (US)

(73) Assignee: **Adams Mfg. Corp.**, Portersville, PA (US)

(\*\*) Term: **14 Years**

(21) Appl. No.: **29/334,027**

(22) Filed: **Mar. 19, 2009**

(51) **LOC (9) Cl.** ..... **06-01**

(52) **U.S. Cl.** ..... **D6/370**

(58) **Field of Classification Search** ..... D6/334-336, D6/368, 370, 374, 375, 379, 380, 500-502; 297/239, 411.42, 411.43, 445.1, 446.1, 452.63, 297/DIG. 2

See application file for complete search history.

(56) **References Cited**

**U.S. PATENT DOCUMENTS**

2,222,296	A	11/1940	Luiken
2,600,626	A	6/1952	Ellingson
2,650,652	A	9/1953	Watson
5,120,071	A	6/1992	Thibault et al.

D334,299	S	*	3/1993	Embree	.....	D6/379
D384,511	S	*	10/1997	Gresens	.....	D6/370
D407,228	S	*	3/1999	Walters	.....	D6/370
D413,452	S	*	9/1999	Rhienen	.....	D6/370
D509,970	S	*	9/2005	Adams	.....	D6/368
7,401,854	B2		7/2008	Adams		

\* cited by examiner

*Primary Examiner*—Mimosa De

(74) *Attorney, Agent, or Firm*—Buchanan Ingersoll & Rooney PC

(57) **CLAIM**

An ornamental design for an Adirondack chair with lumbar support, as shown and described.

**DESCRIPTION**

FIG. 1 is a front view of our Adirondack chair with lumbar support;

FIG. 2 is a right side view thereof;

FIG. 3 is a left side view thereof;


FIG. 4 is a back view thereof;


FIG. 5 is a top view thereof;

FIG. 6 is a bottom view thereof; and,

FIG. 7 is a front isometric view thereof.

**1 Claim, 7 Drawing Sheets**





**FIG. 1**

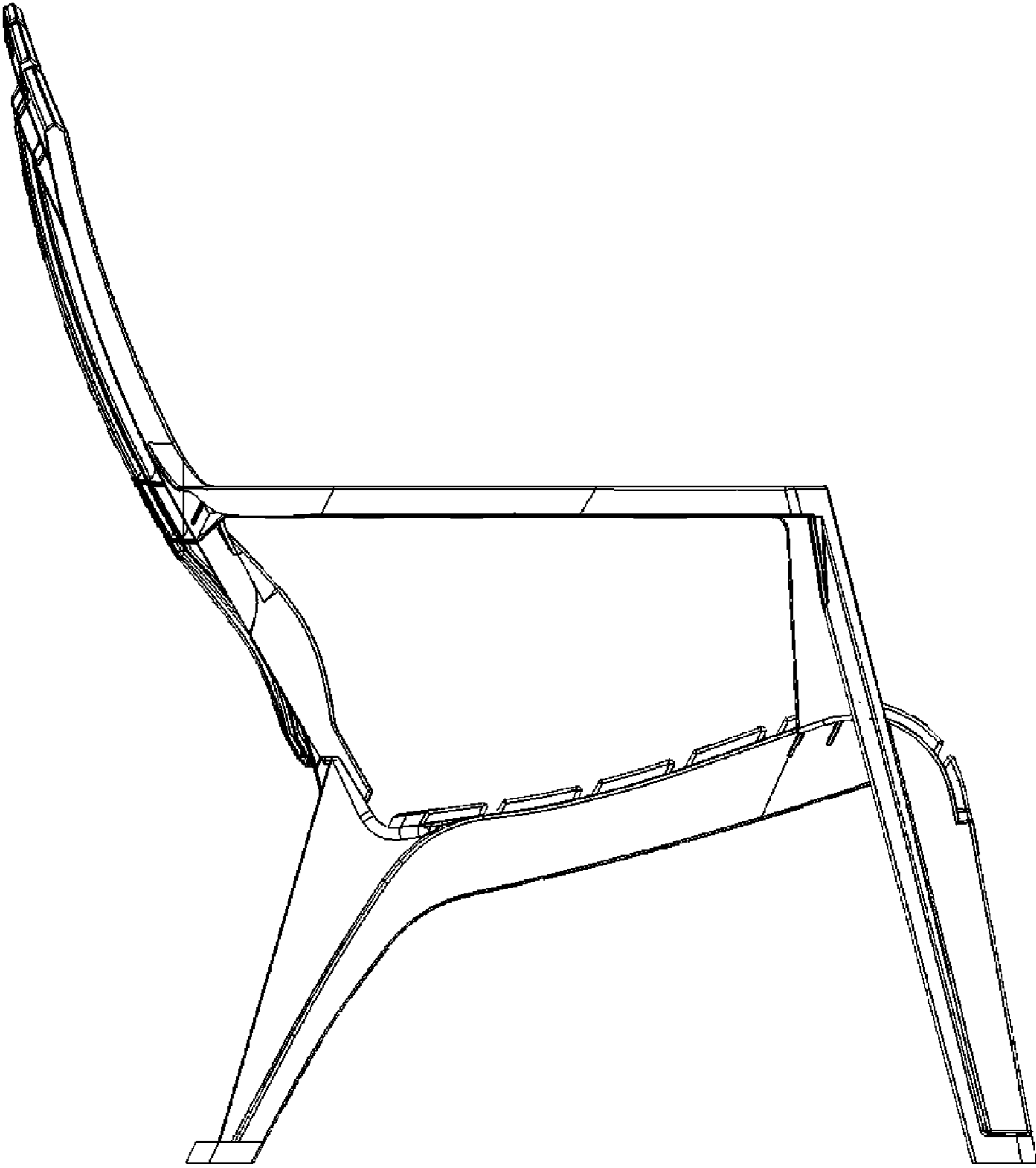


FIG. 2

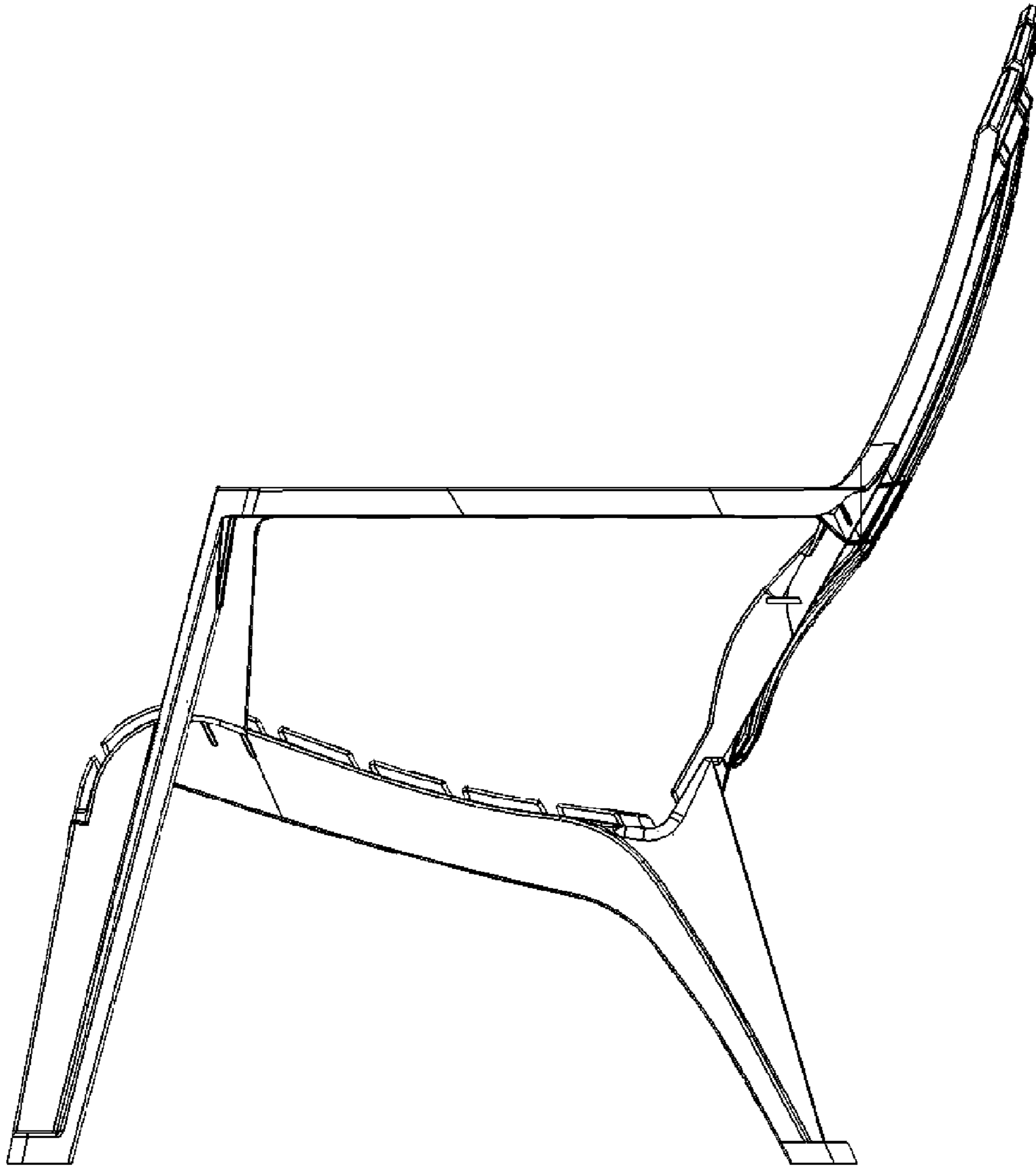


FIG. 3




FIG. 4

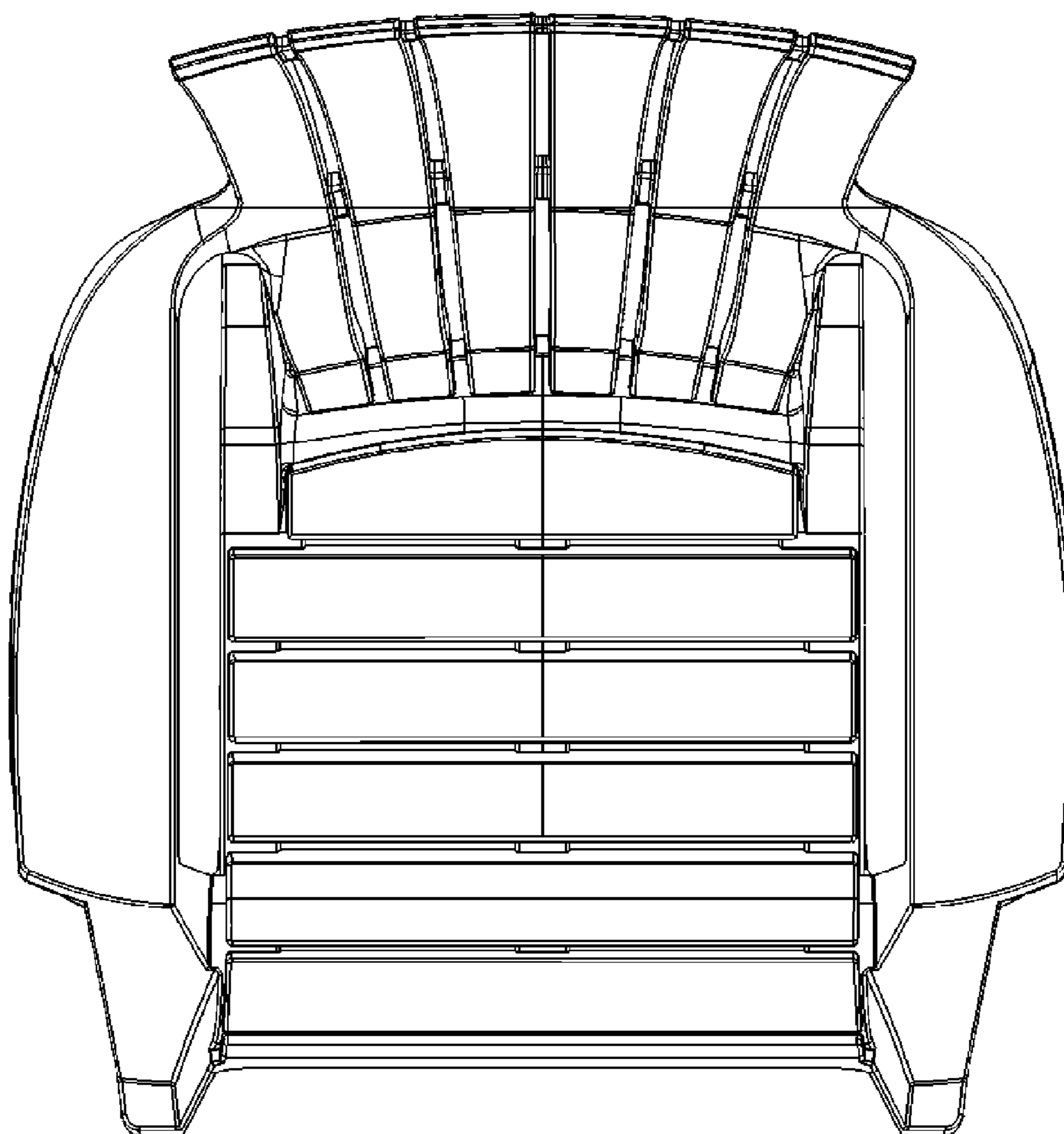


FIG. 5

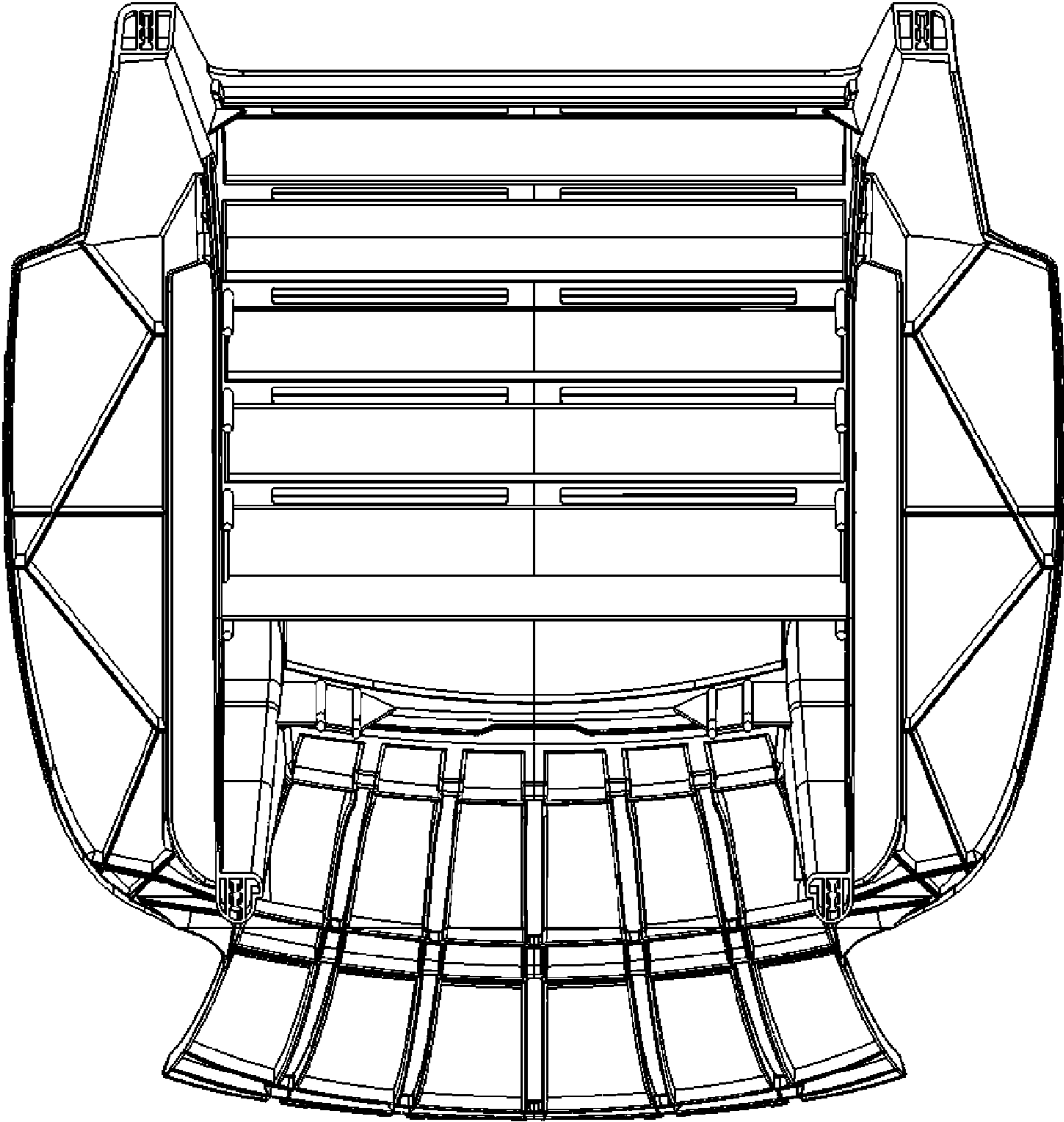


FIG. 6

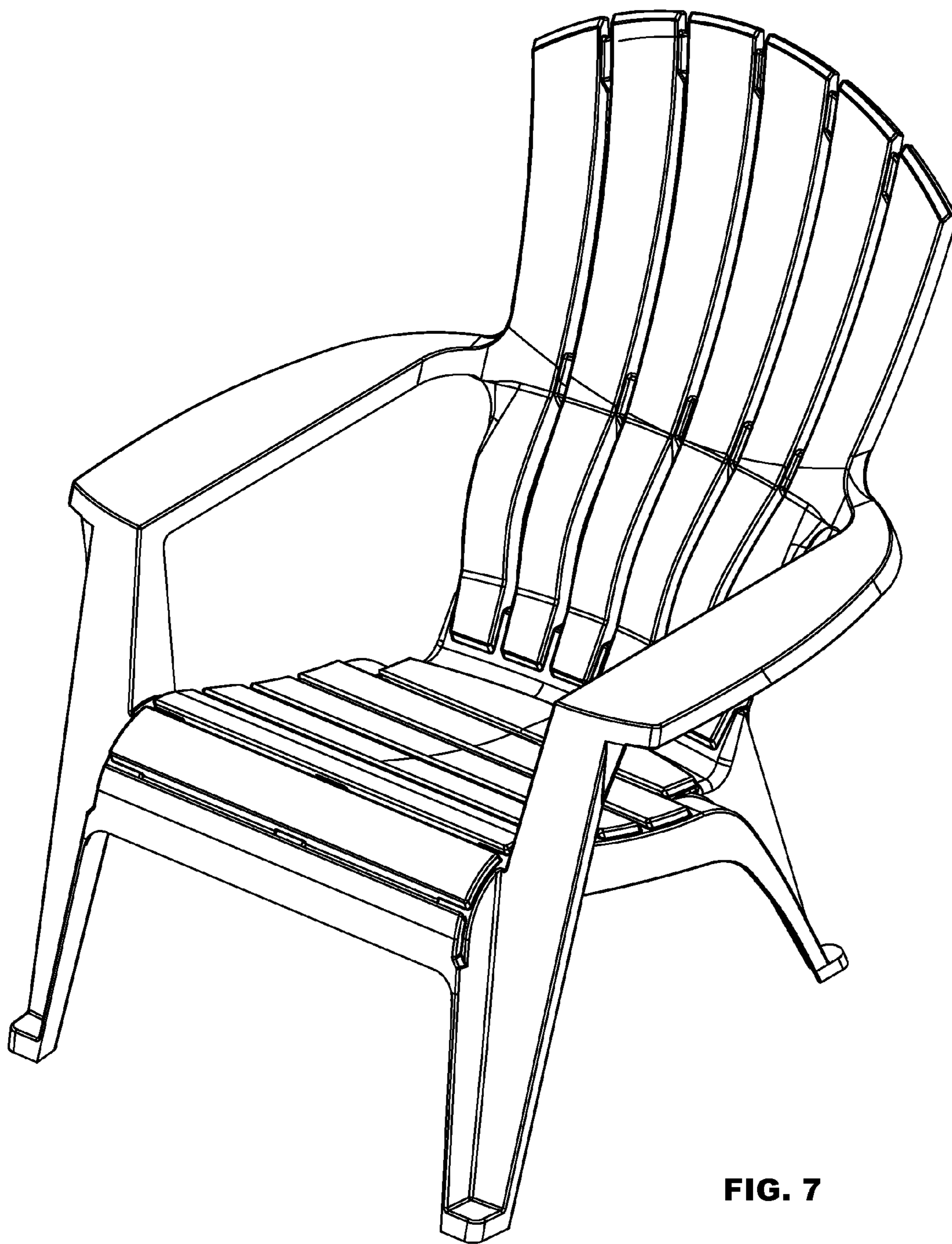


FIG. 7