

US00D607218S

(12) **United States Design Patent**
Warren

(10) **Patent No.:** **US D607,218 S**
(45) **Date of Patent:** **** Jan. 5, 2010**

(54) **CLOTHES HANGER**

D498,936 S * 11/2004 Gouldson D6/326
D531,418 S * 11/2006 Williams D6/326
D583,573 S * 12/2008 Thomson et al. D6/319

(75) Inventor: **Michael James Warren**, London (GB)

(73) Assignee: **Braitrim (UK) Limited**, London (GB)

(**) Term: **14 Years**

(21) Appl. No.: **29/327,390**

(22) Filed: **Nov. 5, 2008**

(30) **Foreign Application Priority Data**

May 7, 2008 (EM) 000933502-0020
Oct. 8, 2008 (EM) 001018394-0002

(51) **LOC (9) Cl.** **06-08**

(52) **U.S. Cl.** **D6/319**

(58) **Field of Classification Search** D6/315,
D6/317, 318, 319, 326; 211/1, 13.1, 85.3;
223/85-98

See application file for complete search history.

(56) **References Cited**

U.S. PATENT DOCUMENTS

2,596,745 A * 5/1952 Waldman 223/88
D202,846 S * 11/1965 Gross D6/319
D204,175 S * 3/1966 Zuckerman D6/319
D207,515 S * 4/1967 Phillips D6/319
D271,552 S * 11/1983 Samuels D6/319
D301,187 S * 5/1989 Lohnis D6/319

* cited by examiner

Primary Examiner—Stella M Reid

Assistant Examiner—Shanda C Hill

(74) *Attorney, Agent, or Firm*—Scully, Scott, Murphy & Presser, P.C.

(57) **CLAIM**

The ornamental design for a clothes hanger, as shown and described.

DESCRIPTION

FIG. 1 is a front view of a clothes hanger showing my new design;

FIG. 2 is a right side view thereof;

FIG. 3 is a left side view thereof;

FIG. 4 is a rear view thereof;

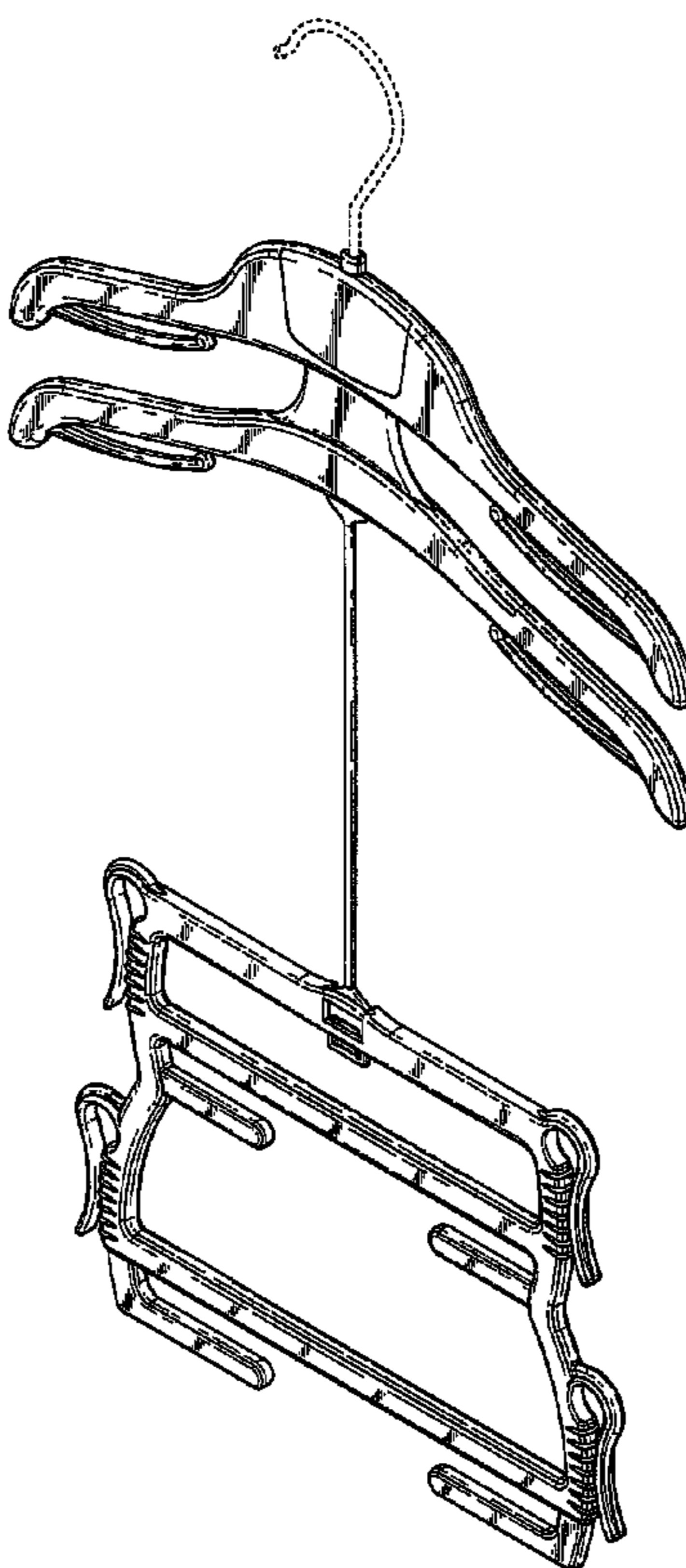
FIG. 5 is a top plan view thereof;

FIG. 6 is a bottom plan view thereof; and,

FIG. 7 is a front perspective view thereof.

The broken lines shown in the drawing disclosure are for illustrative purposes only and form no part of the claimed design.

1 Claim, 7 Drawing Sheets



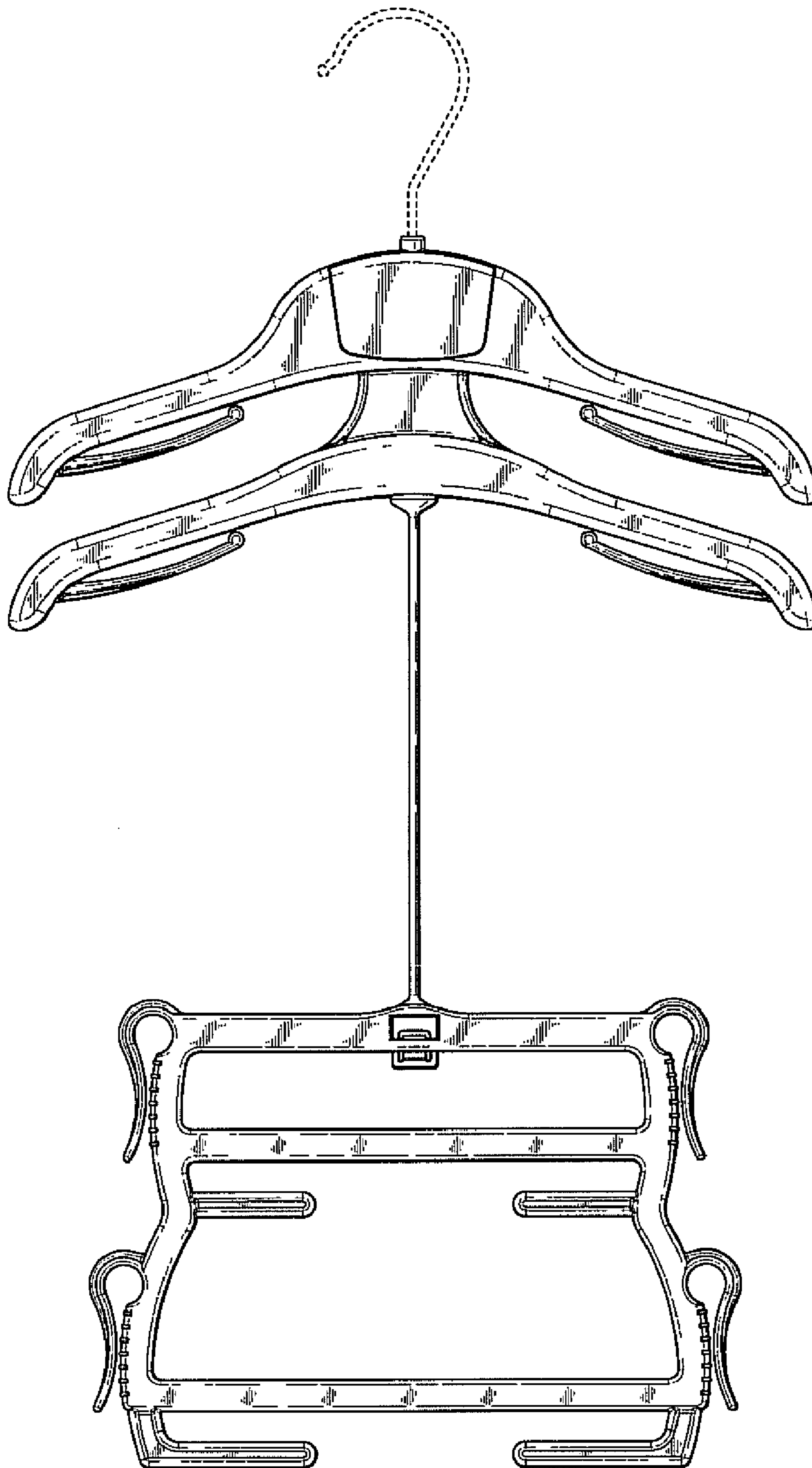


FIG. 1



FIG. 2



FIG. 3

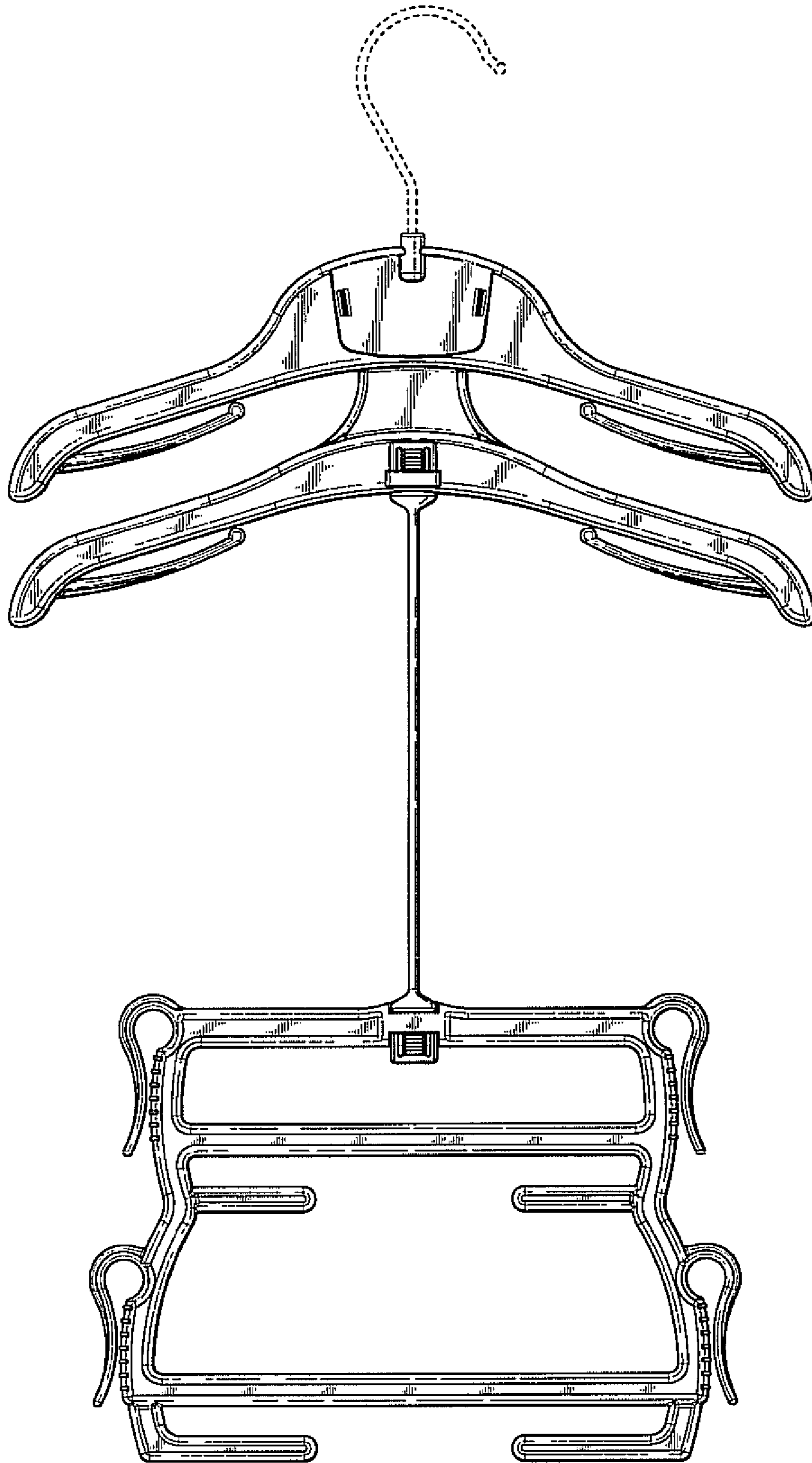


FIG. 4



FIG. 5



FIG. 6

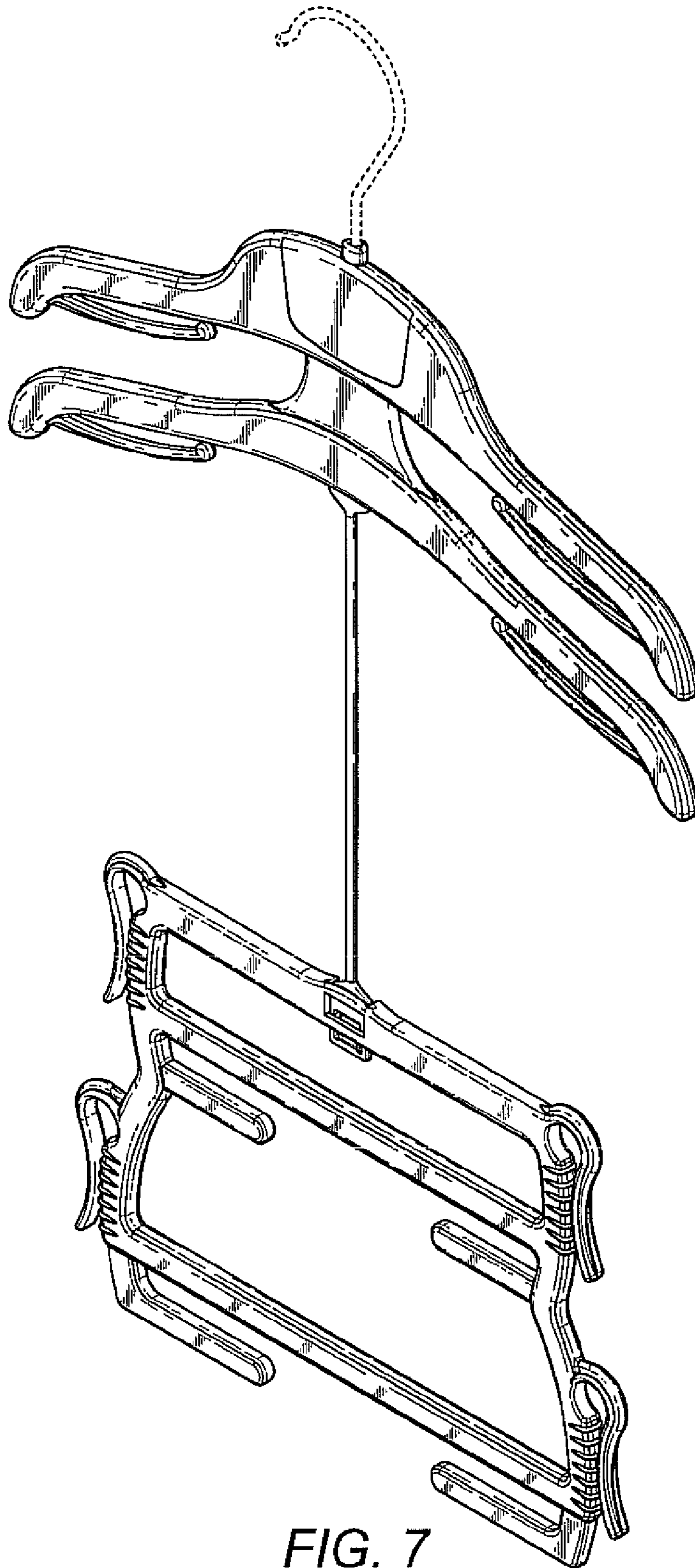


FIG. 7