



US00D607217S

(12) **United States Design Patent**
Warren

(10) **Patent No.:** **US D607,217 S**
(45) **Date of Patent:** **** Jan. 5, 2010**

(54) **CLOTHES HANGER**

D528,806 S * 9/2006 Jones D6/318

(75) Inventor: **Michael James Warren**, London (GB)

* cited by examiner

(73) Assignee: **Braitrim (UK) Ltd.**, London (GB)

Primary Examiner—Stella M Reid

Assistant Examiner—Shanda C Hill

(**) Term: **14 Years**

(74) *Attorney, Agent, or Firm*—Scully, Scott, Murphy & Presser, P.C.

(21) Appl. No.: **29/327,468**

(22) Filed: **Nov. 6, 2008**

(57) **CLAIM**

The ornamental design for a clothes hanger, as shown and described.

(30) **Foreign Application Priority Data**

Oct. 8, 2008 (EM) 001018394-0018

DESCRIPTION

(51) **LOC (9) Cl.** **06-08**

FIG. 1 is a front view of a clothes hanger showing my new design;

(52) **U.S. Cl.** **D6/318**

FIG. 2 is a right side view thereof;

(58) **Field of Classification Search** D6/315,

D6/317, 318, 319, 326; 211/1, 13.1, 85.3;

223/85-98

FIG. 3 is a left side view thereof;

See application file for complete search history.

FIG. 4 is a top plan view thereof;

FIG. 5 is a bottom plan view thereof;

(56) **References Cited**

U.S. PATENT DOCUMENTS

D441,548 S * 5/2001 Giustini D6/318

D502,007 S * 2/2005 Schultz et al. D6/318

D506,619 S * 6/2005 Mainetti D6/318

D507,418 S * 7/2005 Mainetti D6/318

D511,049 S * 11/2005 Gouldson D6/318

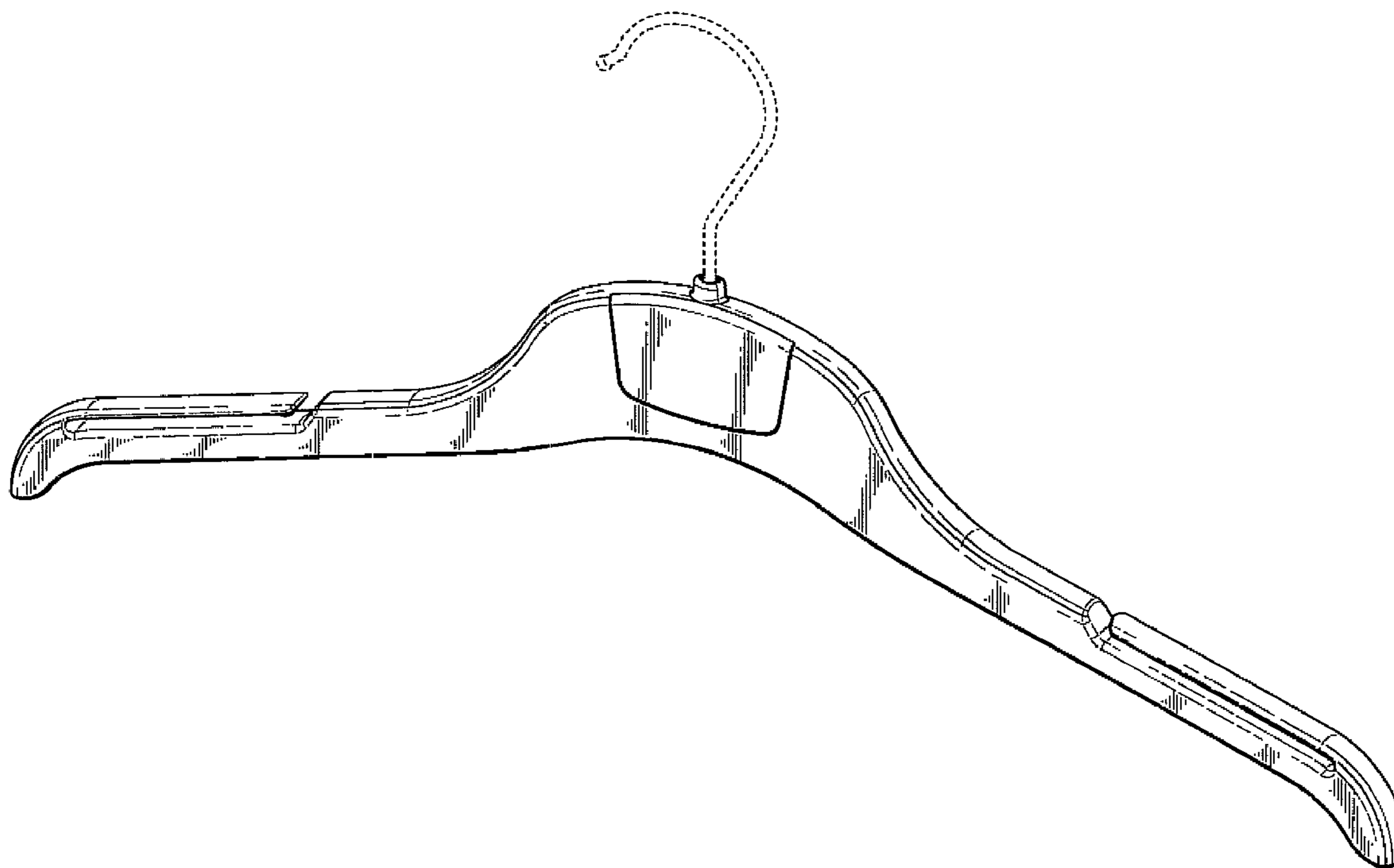
D520,541 S * 5/2006 Singleton D6/318

FIG. 6 is a rear view thereof; and,

FIG. 7 is a front perspective view thereof.

The broken lines shown in the drawing disclosure are for illustrative purposes only and form no part of the claimed design.

1 Claim, 7 Drawing Sheets



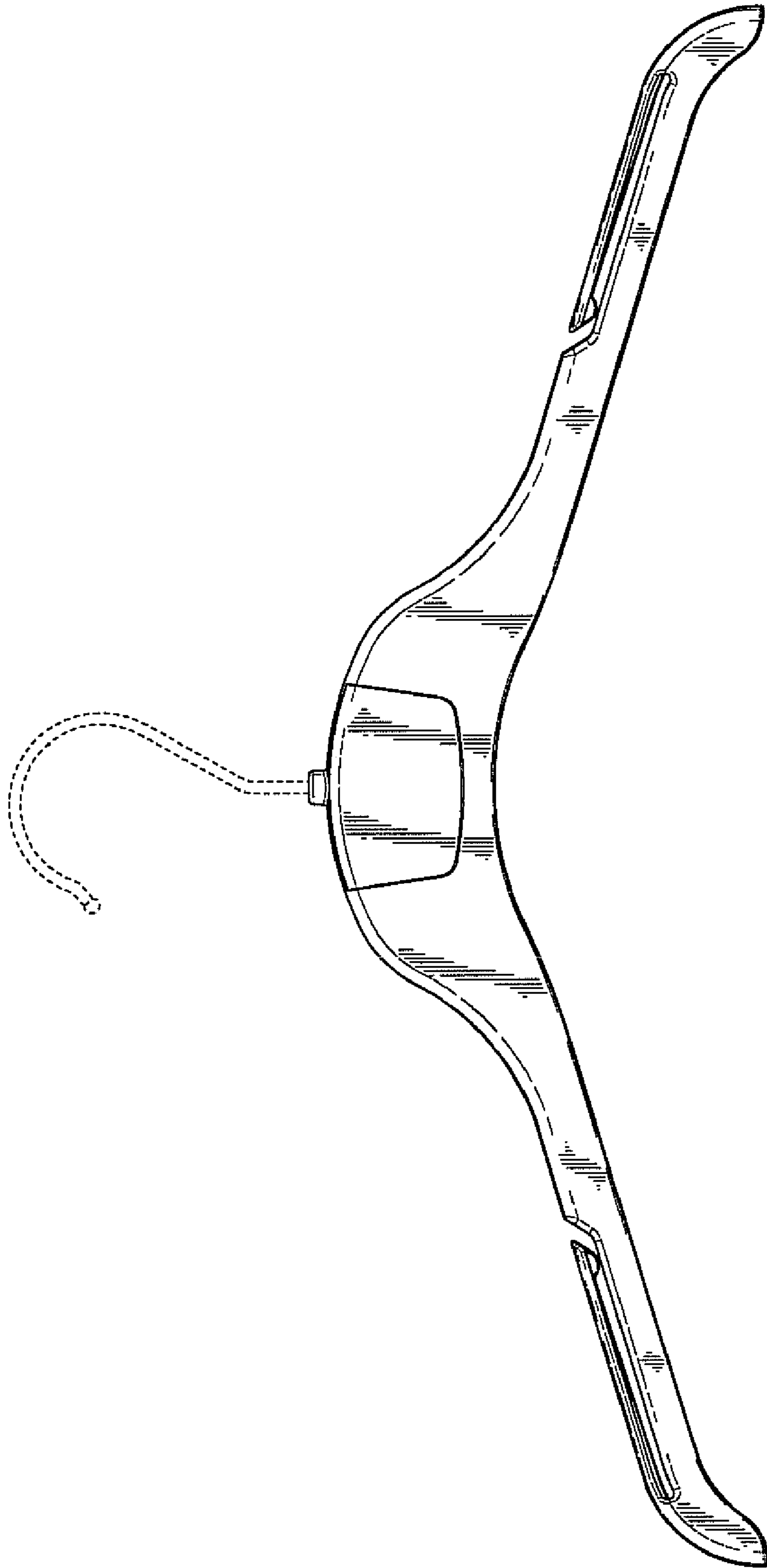


FIG. 1

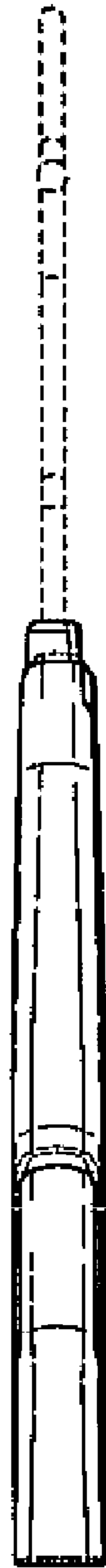


FIG. 2



FIG. 3



FIG. 4



FIG. 5

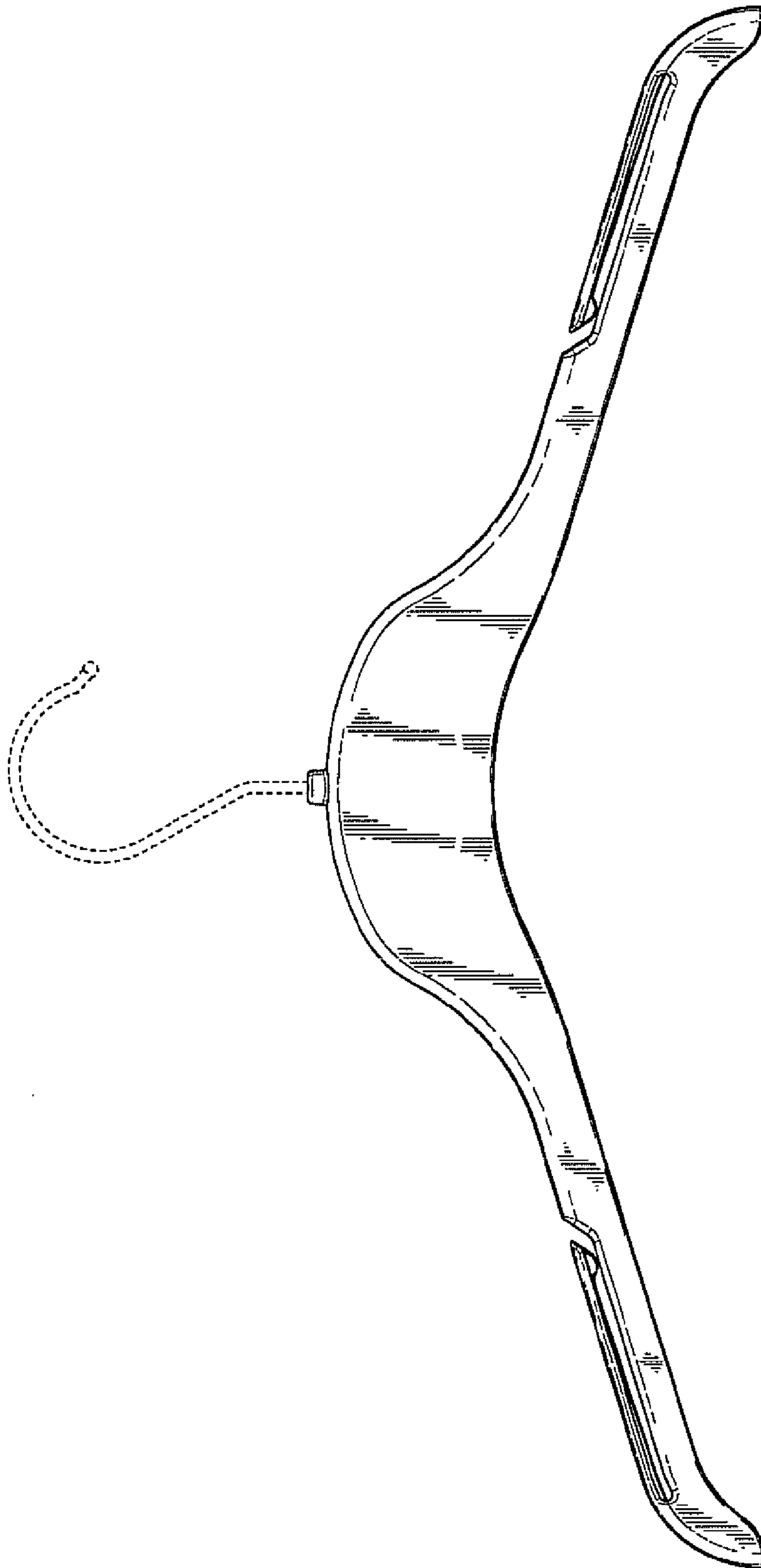


FIG. 6

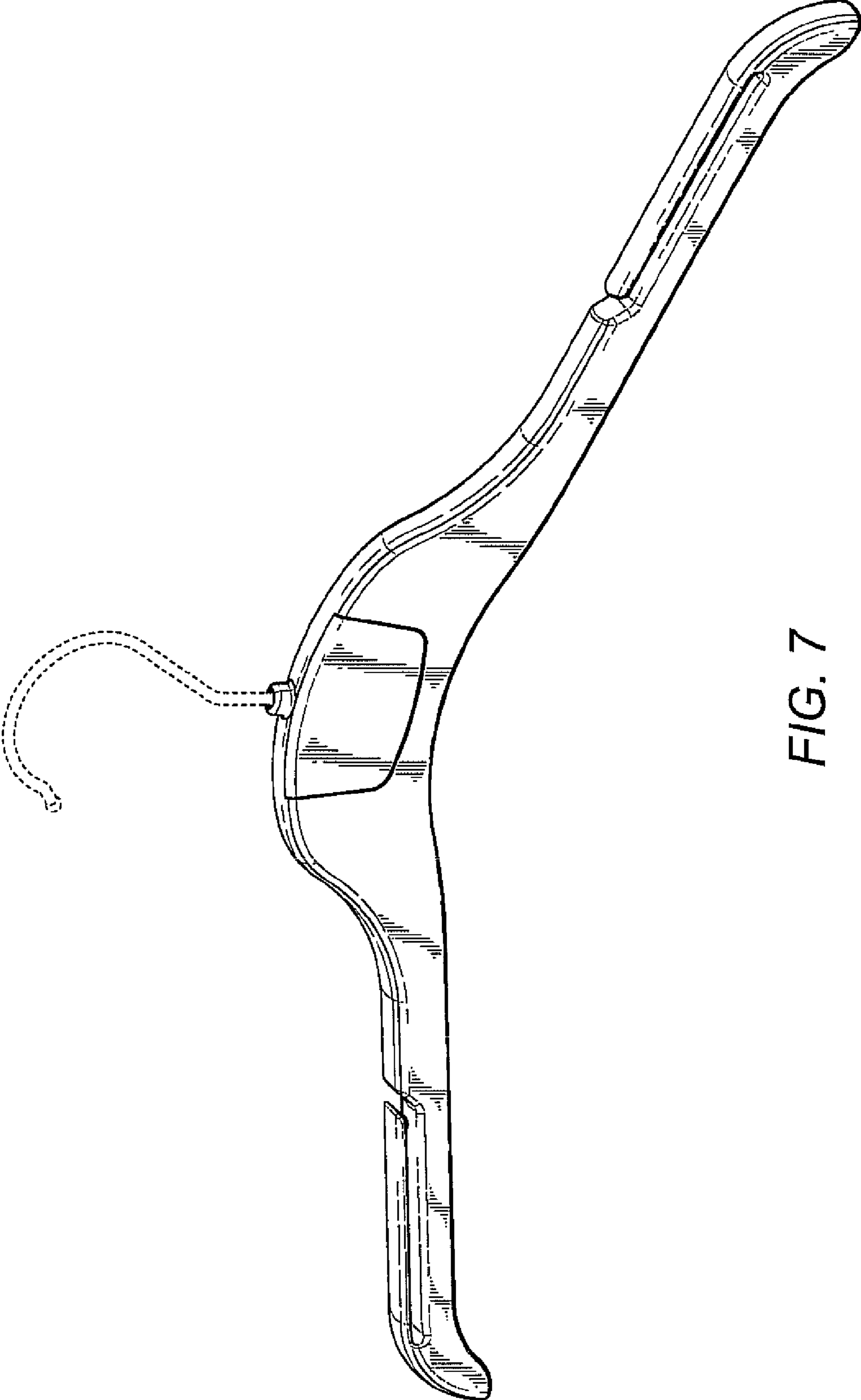


FIG. 7