



US00D607200S

(12) **United States Design Patent**  
**Prater**

(10) **Patent No.:** **US D607,200 S**  
(45) **Date of Patent:** **\*\* Jan. 5, 2010**

(54) **SADDLEBAG WITH APPLIED DIAMOND-PLATE PATTERN**

D593,321 S \* 6/2009 Wente ..... D3/247

(76) **Inventor:** **Kelly Ray Prater**, 80 Brunett La., Palm Coast, FL (US) 32137

**OTHER PUBLICATIONS**  
ChoppersCycle.com web page descriptive bulletin of Lid Cover by Ride Tek, Jan. 22, 2009.

(\*\*) **Term:** **14 Years**

\* cited by examiner

(21) **Appl. No.:** **29/313,669**

*Primary Examiner*—Holly H Baynham  
(74) *Attorney, Agent, or Firm*—Paul S. Rooy

(22) **Filed:** **Feb. 2, 2009**

(57) **CLAIM**

(51) **LOC (9) Cl.** ..... **03-01**

The ornamental design for a saddlebag with applied diamond-plate pattern, as shown and described.

(52) **U.S. Cl.** ..... **D3/231**

(58) **Field of Classification Search** ..... D3/231–233,  
D3/240–246, 318, 324, 270; D12/410; D6/510;  
150/100, 103–104, 106–110, 113–114, 118–119  
See application file for complete search history.

**DESCRIPTION**

(56) **References Cited**

**U.S. PATENT DOCUMENTS**

D63,496 S *	12/1923	Schacht	.....	D3/243
D107,595 S *	12/1937	Felmann	.....	D3/226
D122,632 S *	9/1940	Brody	.....	D3/245
D124,937 S *	1/1941	Kaplan	.....	D3/245
D126,000 S *	3/1941	Kaplan	.....	D3/245
D199,479 S *	10/1964	Davidson	.....	D12/410
D262,103 S *	12/1981	Beaubien et al.	.....	D12/410
6,070,908 A	6/2000	Skrzypchak		
6,223,960 B1 *	5/2001	Powell et al.	.....	224/429
6,793,110 B2 *	9/2004	Hamilton	.....	224/413
D546,597 S *	7/2007	Schmidt et al.	.....	D6/510
D561,506 S *	2/2008	Gaska et al.	.....	D6/510
D562,735 S	2/2008	Morse		
D563,699 S *	3/2008	Schmidt et al.	.....	D6/510

FIG. 1 is a front quarter isometric view of a saddlebag with applied diamond-plate pattern.

FIG. 2 is a rear quarter view of a saddlebag with applied diamond-plate pattern.

FIG. 3 is a top view of a saddlebag with applied diamond-plate pattern.

FIG. 4 is a right side view a saddlebag with applied diamond-plate pattern.

FIG. 5 is a left side view of a saddlebag with applied diamond-plate pattern.

FIG. 6 is a front view of a saddlebag with applied diamond-plate pattern.

FIG. 7 is a rear side view of a saddlebag with applied diamond-plate pattern; and,

FIG. 8 is a bottom view of a saddlebag with applied diamond-plate pattern.

**1 Claim, 7 Drawing Sheets**

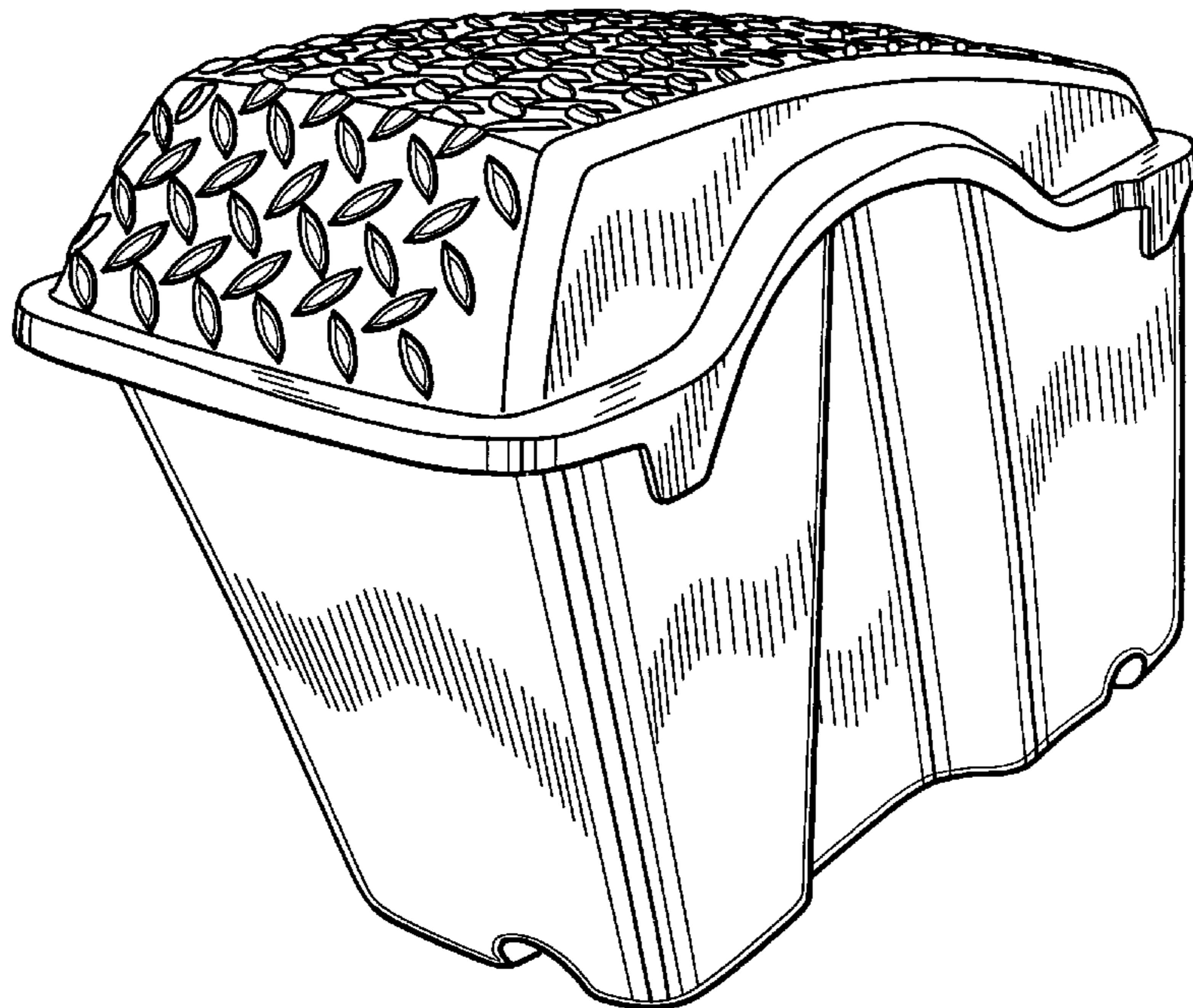


Fig. 1

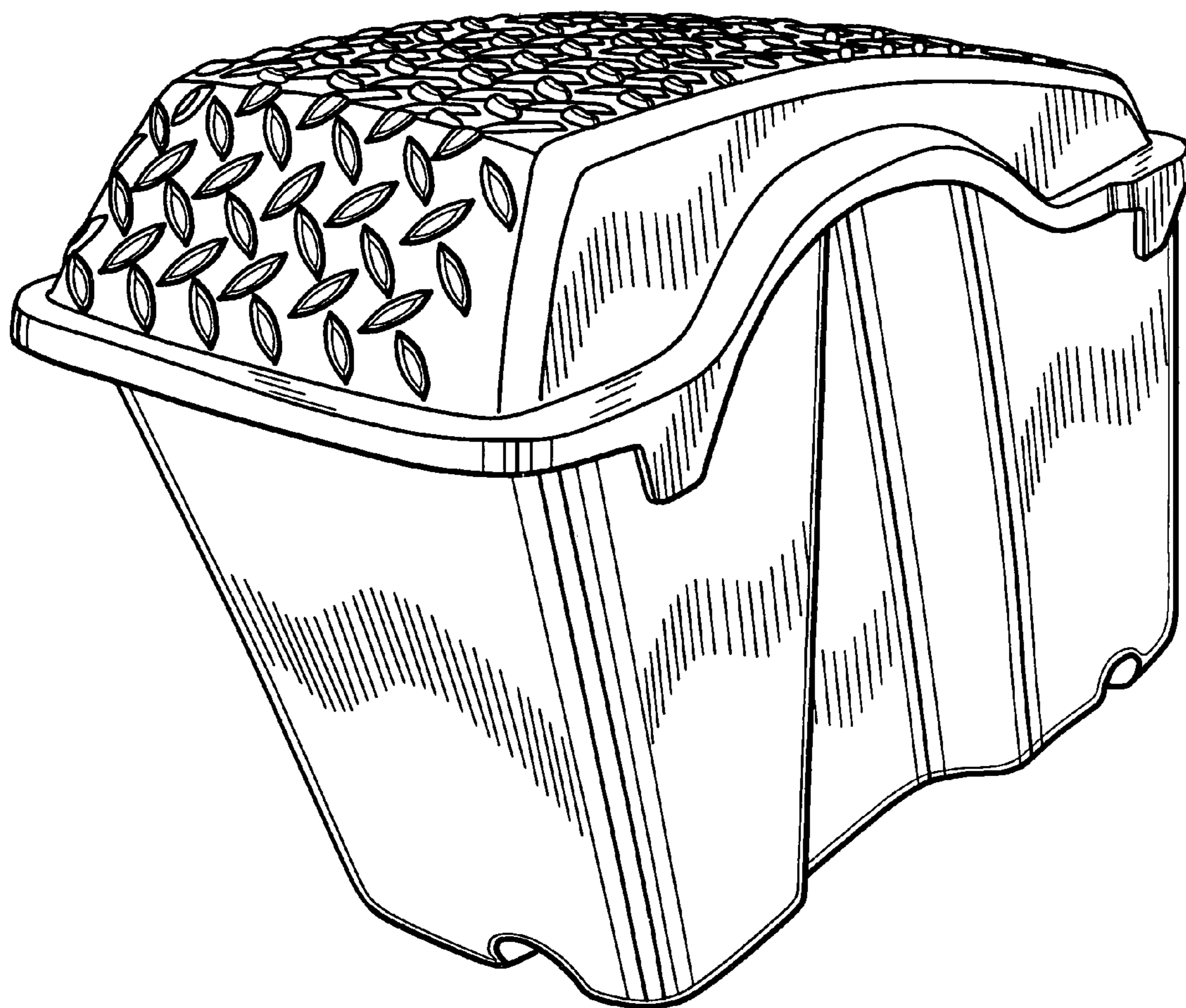


Fig. 2

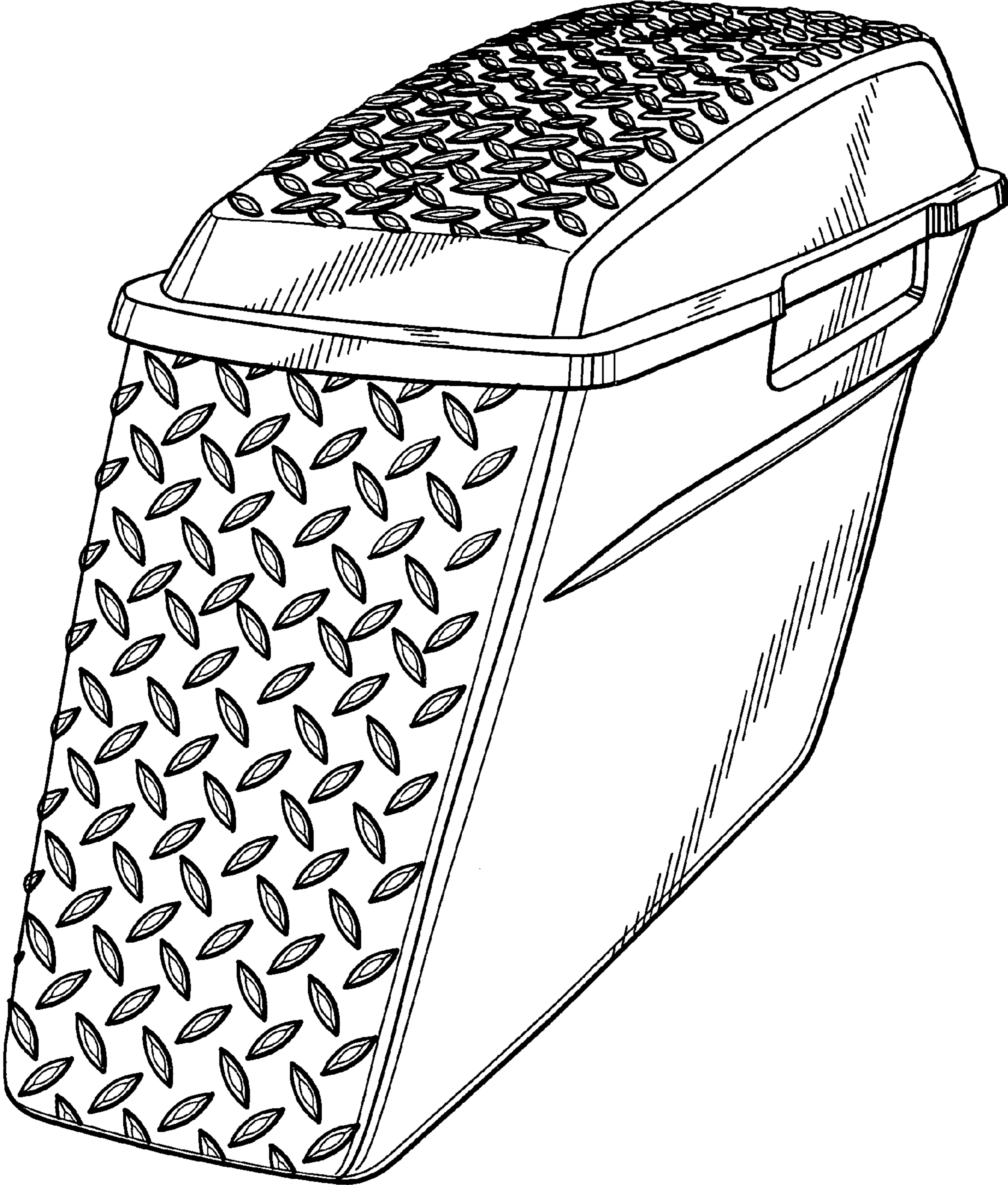


Fig. 3

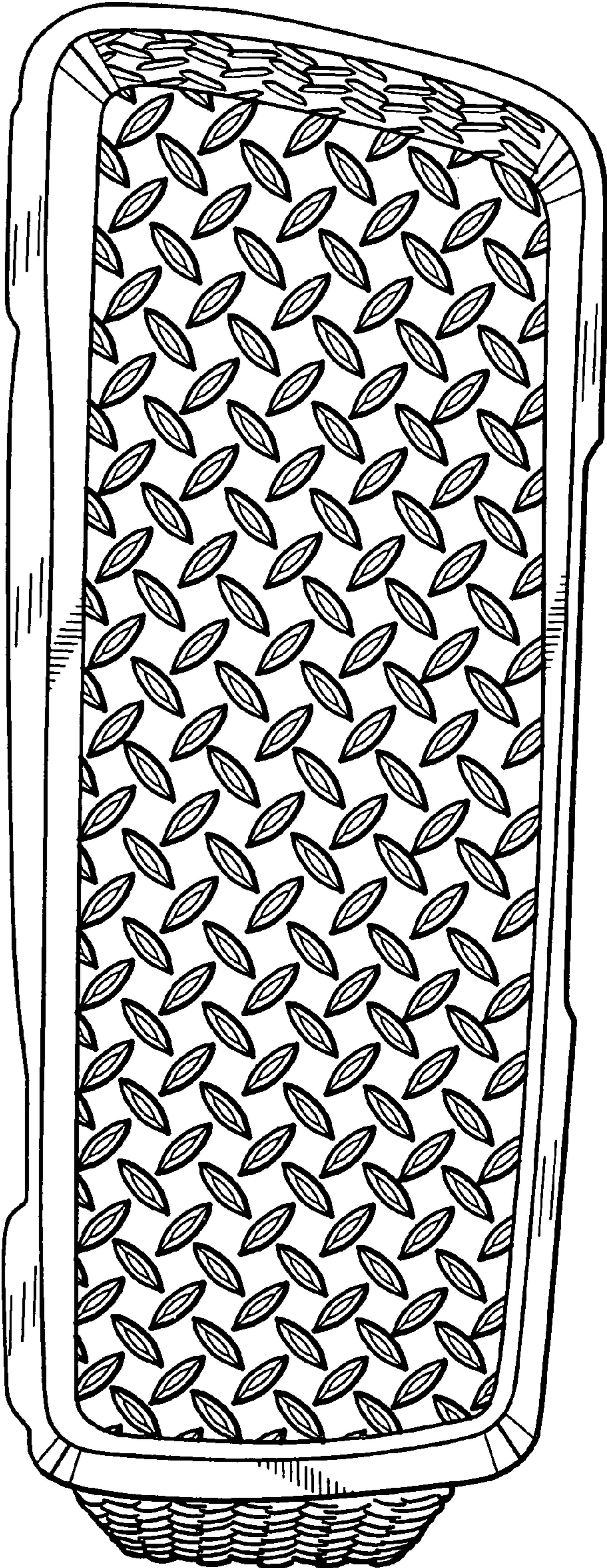


Fig. 4

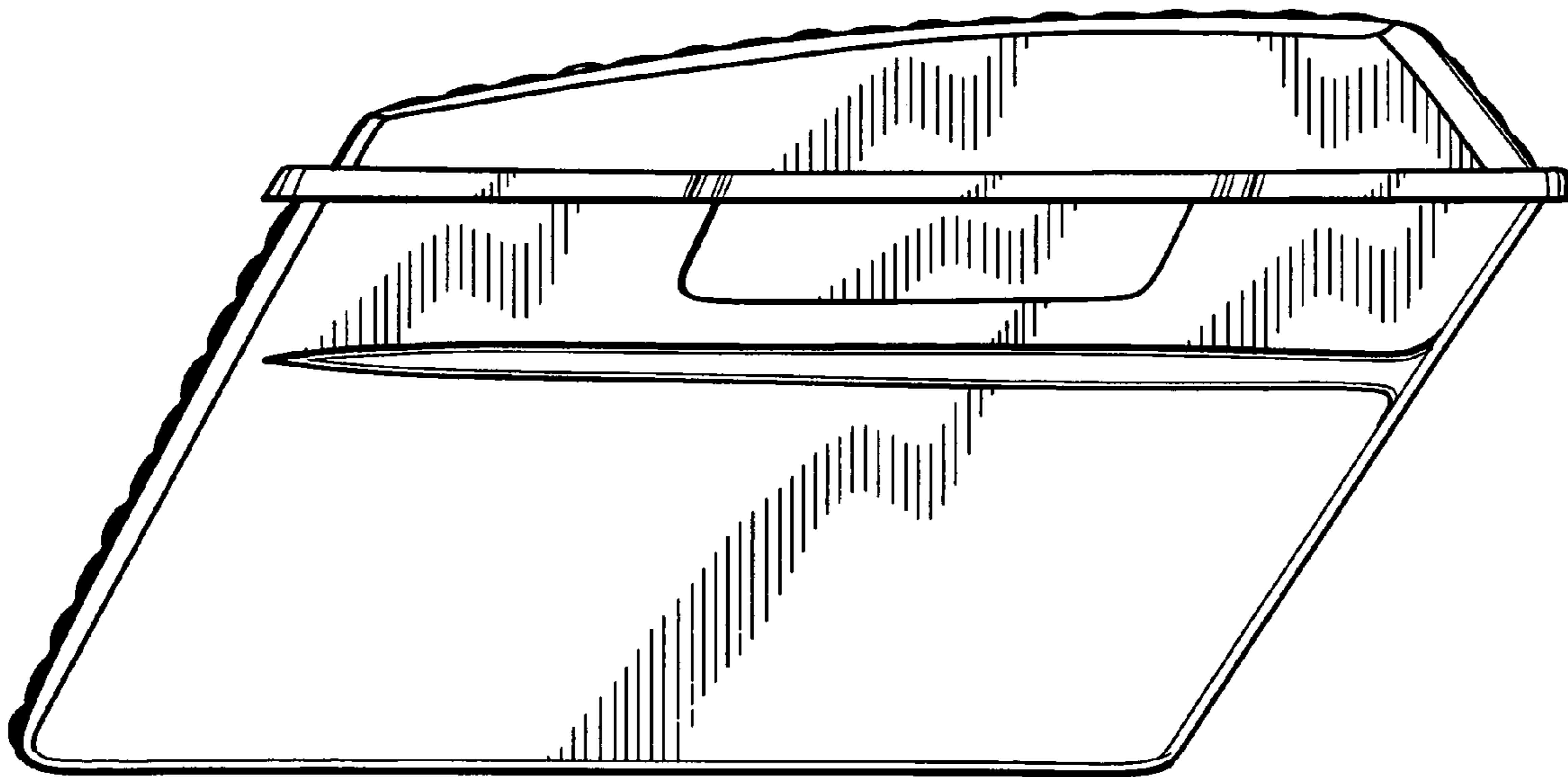


Fig. 5

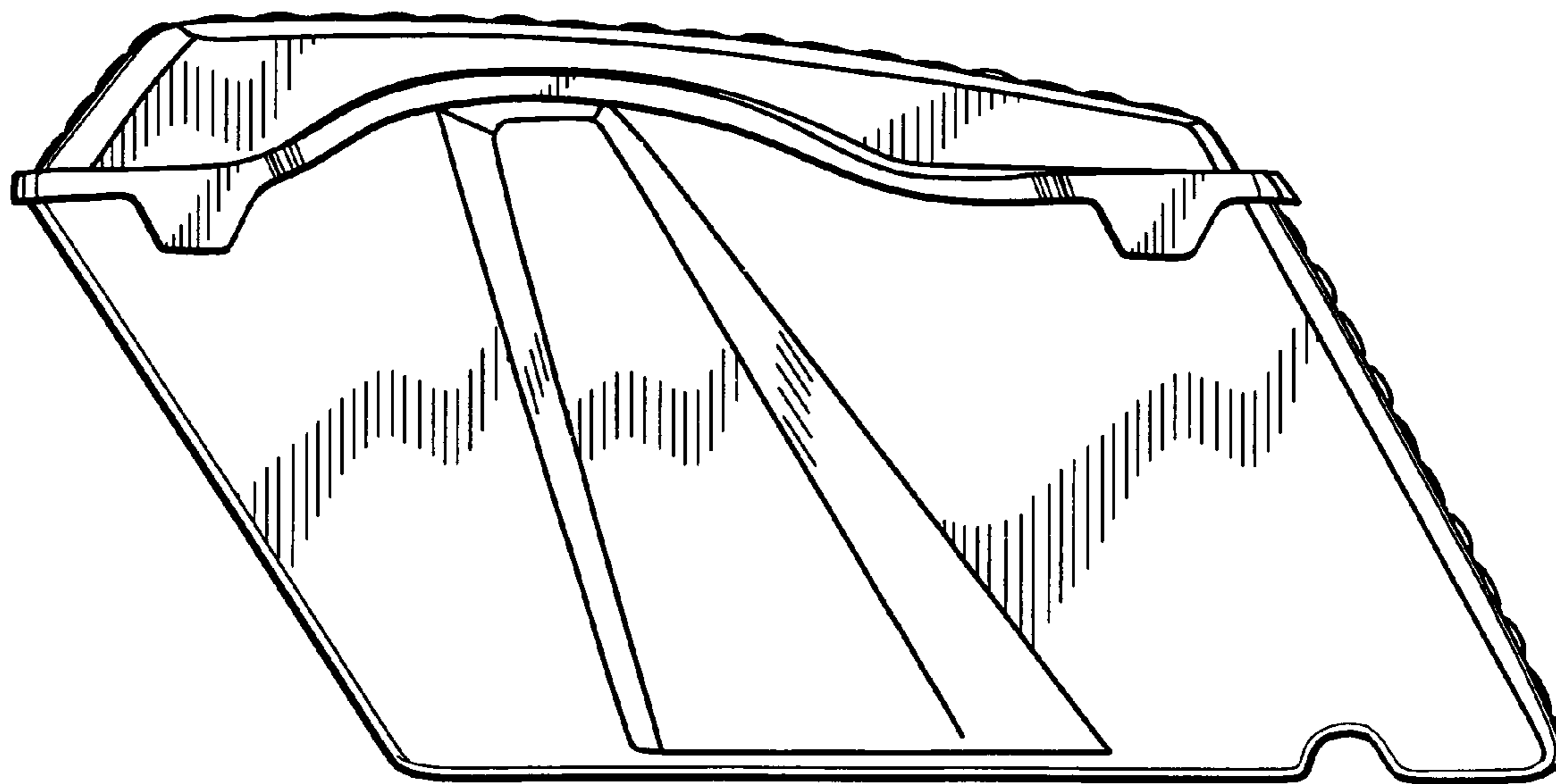


Fig. 6




Fig. 7

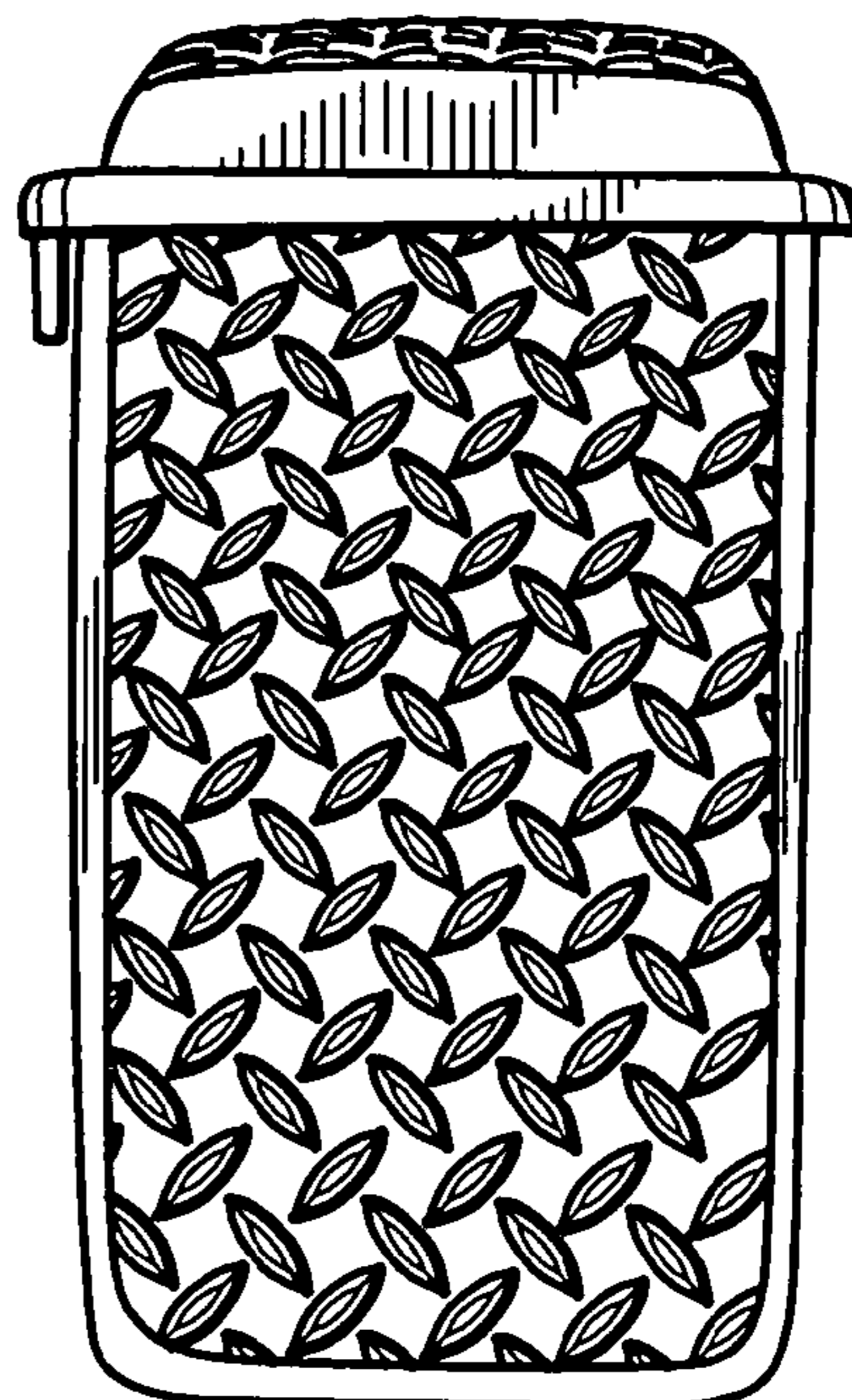


Fig. 8

