



US00D607197S

(12) **United States Design Patent**  
**Chapman, Jr.**

(10) **Patent No.:** **US D607,197 S**  
(45) **Date of Patent:** **\*\* Jan. 5, 2010**

(54) **SIDE ELEMENT OF A SHOE UPPER**

(75) Inventor: **Bobby Leroy Chapman, Jr.**, Los Angeles, CA (US)

(73) Assignee: **ACI International**, Los Angeles, CA (US)

(\*\*) Term: **14 Years**

(21) Appl. No.: **29/325,509**

(22) Filed: **Oct. 1, 2008**

(51) **LOC (9) Cl.** ..... **02-99**

(52) **U.S. Cl.** ..... **D2/972**

(58) **Field of Classification Search** ..... D2/896,  
D2/902, 906-90, 943, 944, 969, 972-974,  
D2/8; 36/45-49, 50.1, 77 M, 77 R, 83, 88,  
36/113, 114, 126-131

See application file for complete search history.

(56) **References Cited**

**U.S. PATENT DOCUMENTS**

D235,700 S *	7/1975	Senter	.....	D2/906
D458,741 S *	6/2002	Rogers	.....	D2/969
D465,910 S *	11/2002	Shepper	.....	D2/972
D486,300 S *	2/2004	Goldman	.....	D2/972
D487,187 S *	3/2004	Goldman	.....	D2/972
D487,340 S *	3/2004	Costantini	.....	D2/972
D487,625 S *	3/2004	Bandini et al.	.....	D2/969
D487,965 S *	4/2004	Hardy	.....	D2/972
D490,973 S *	6/2004	Link	.....	D2/972
D493,956 S *	8/2004	Costantini	.....	D2/972
D495,126 S *	8/2004	Patt	.....	D2/972
D519,272 S *	4/2006	Robinson	.....	D2/972

D519,273 S *	4/2006	Costantini	.....	D2/972
D520,225 S *	5/2006	Choi	.....	D2/972
D520,727 S *	5/2006	Sabounjian	.....	D2/972
D520,728 S *	5/2006	Sabounjian	.....	D2/972
D520,729 S *	5/2006	Hamel	.....	D2/972
D521,225 S *	5/2006	Sabounjian	.....	D2/972
D522,224 S *	6/2006	Costantini	.....	D2/972
D523,219 S *	6/2006	Borje	.....	D2/972
D549,436 S *	8/2007	Choi	.....	D2/972
D549,437 S *	8/2007	Costantini	.....	D2/972

\* cited by examiner

*Primary Examiner*—Dominic Simone

(74) *Attorney, Agent, or Firm*—Greenberg Traurig LLP

(57) **CLAIM**

The ornamental design for an side element of a shoe upper, as shown and described.

**DESCRIPTION**

FIG. 1 is a perspective view of a first embodiment of an side element of a shoe upper showing the new design;

FIG. 2 is a perspective view of an alternate embodiment of the shoe upper showing the new design;

FIG. 3 is a side elevational view of the first embodiment of the shoe upper of the new design; and,

FIG. 4 is a side elevational of the alternative embodiment.

The even broken lines in FIGS. 2 and 4 represent design elements. The uneven broken lines in all figures showing the remainder of the shoe are for illustrative purposes only and form no part of the claimed design.

**1 Claim, 2 Drawing Sheets**





Fig 1




Fig 2

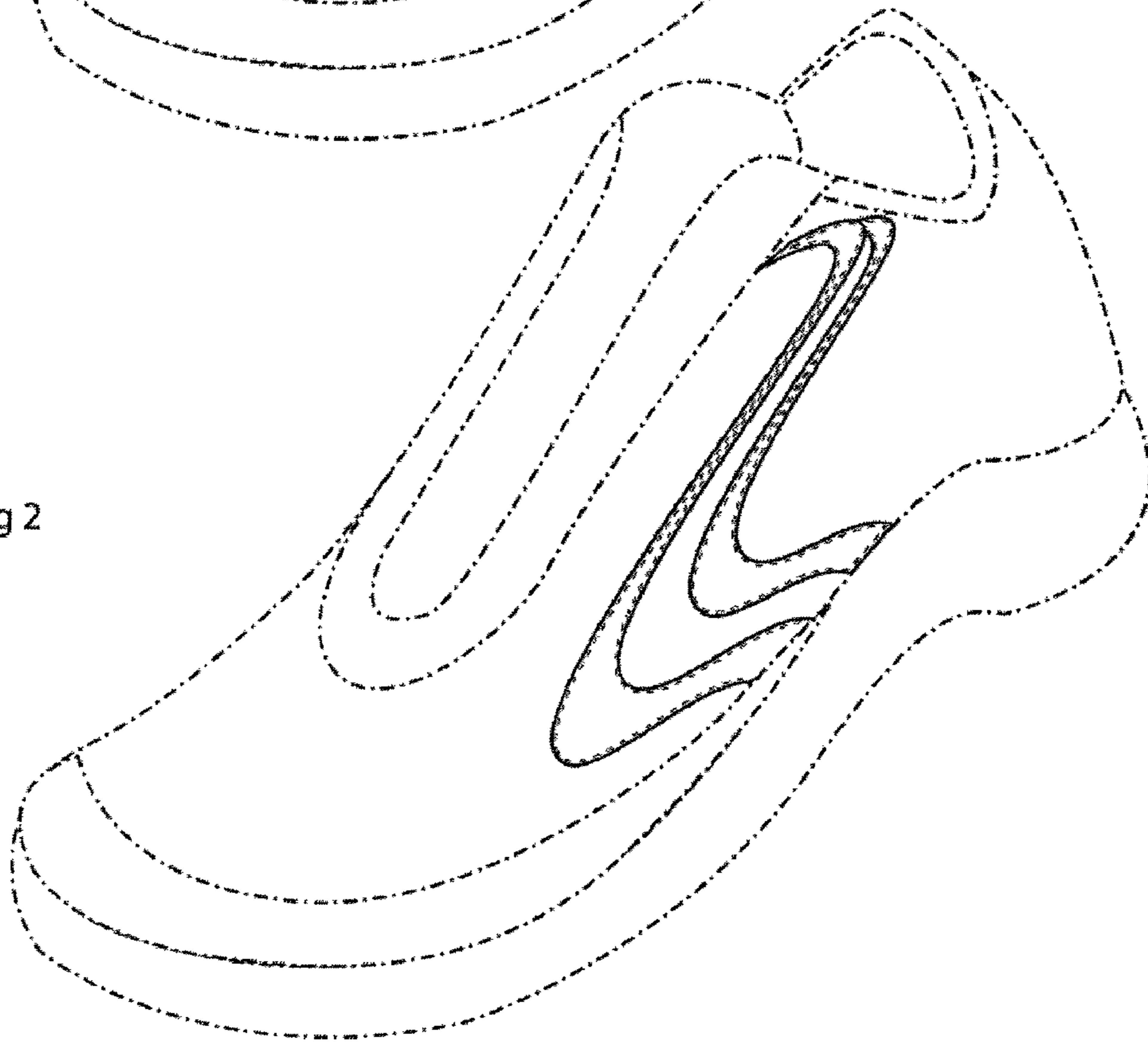


Fig 3




Fig 4

