



US00D607193S

(12) **United States Design Patent**  
**Recchi**

(10) **Patent No.:** **US D607,193 S**

(45) **Date of Patent:** **\*\* Jan. 5, 2010**

(54) **SHOE SOLE**

(75) Inventor: **Mark Recchi**, Lancaster, OH (US)

(73) Assignee: **Rocky Brands, Inc.**, Nelsonville, OH (US)

(\*\*) Term: **14 Years**

(21) Appl. No.: **29/335,793**

(22) Filed: **Apr. 22, 2009**

(51) **LOC (9) Cl.** ..... **02-04**

(52) **U.S. Cl.** ..... **D2/959; D2/951; D2/953;**  
D2/957; D2/960

(58) **Field of Classification Search** ..... D2/947,  
D2/951, 952, 953, 957, 959, 960; 36/3 B,  
36/22 R, 24.5, 25 R, 67 A, 59 C, 103  
See application file for complete search history.

(56) **References Cited**

**U.S. PATENT DOCUMENTS**

D65,744 S *	10/1924	Kuhn	.....	D2/954
D107,400 S *	12/1937	Bannister	.....	D2/959
D287,302 S *	12/1986	Peterson	.....	D2/961
D298,483 S *	11/1988	Liggett et al.	.....	D2/954
D299,984 S *	2/1989	Liggett et al.	.....	D2/955
D379,862 S *	6/1997	Morgan	.....	D2/953
D441,176 S *	5/2001	Dean	.....	D2/959
D449,428 S *	10/2001	McClaskie	.....	D2/957
D474,584 S *	5/2003	Matis	.....	D2/953
D496,778 S *	10/2004	Le	.....	D2/959
D499,239 S *	12/2004	Burg et al.	.....	D2/959
D513,842 S *	1/2006	Paytovi	.....	D2/957
D543,679 S *	6/2007	Edwards	.....	D2/959
D545,035 S *	6/2007	Roulo	.....	D2/959

D545,534 S *	7/2007	McClaskie	.....	D2/959
D553,835 S *	10/2007	McClaskie	.....	D2/959
D557,884 S *	12/2007	McClaskie	.....	D2/953
D557,886 S *	12/2007	McClaskie	.....	D2/957
D597,288 S *	8/2009	McClaskie	.....	D2/959
2005/0268491 A1 *	12/2005	McDonald et al.	.....	36/28

\* cited by examiner

*Primary Examiner*—Celia A Murphy

(74) *Attorney, Agent, or Firm*—Porter, Wright, Morris & Arthur, LLP

(57) **CLAIM**

The ornamental design for a shoe sole, as shown and described.

**DESCRIPTION**

FIG. 1 is a perspective view of a shoe sole according to my new design;

FIG. 2 is a bottom plan view thereof;

FIG. 3 is a right side view thereof;

FIG. 4 is a left side view thereof;

FIG. 5 is a front view thereof;

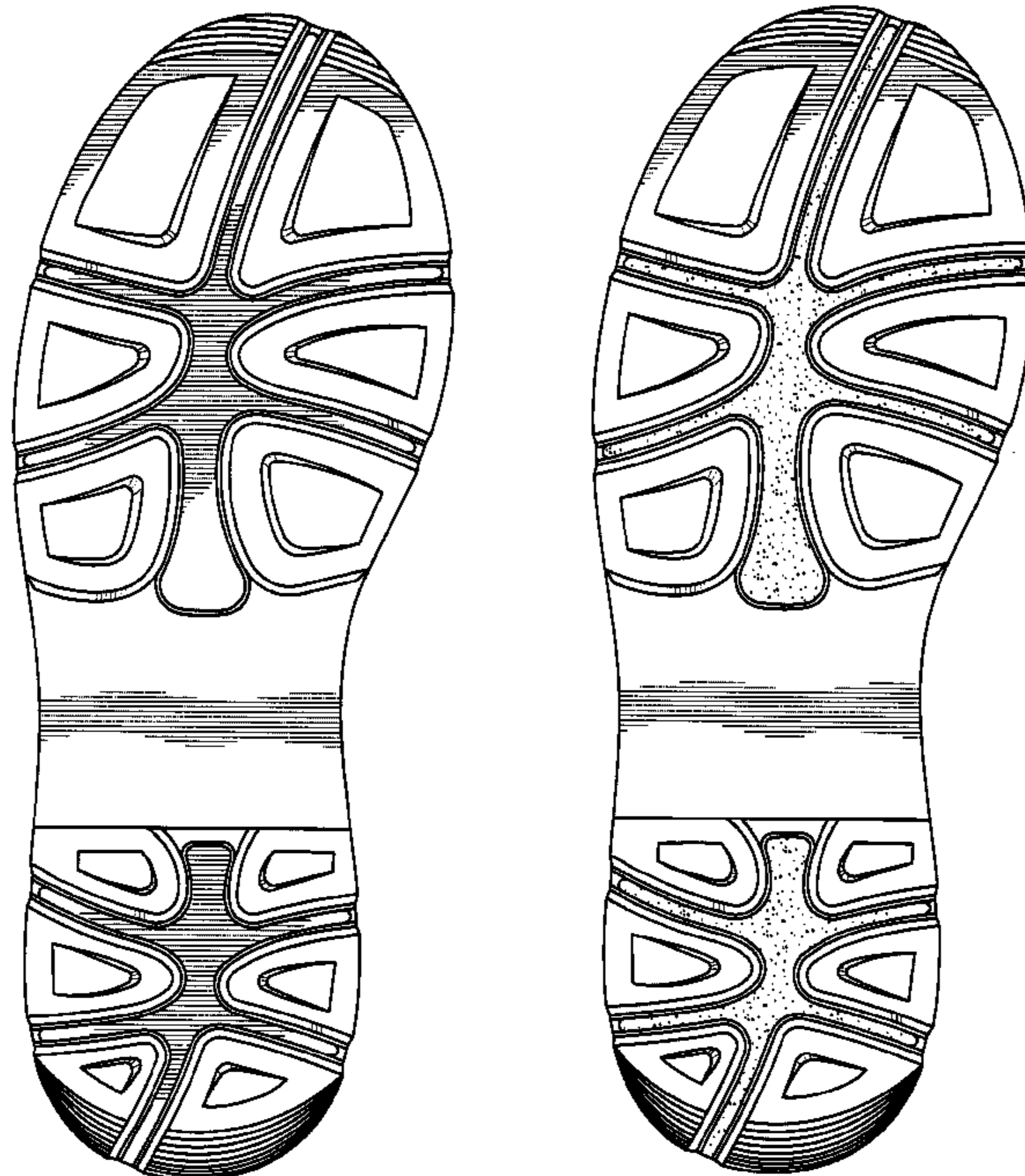
FIG. 6 is a rear view thereof;

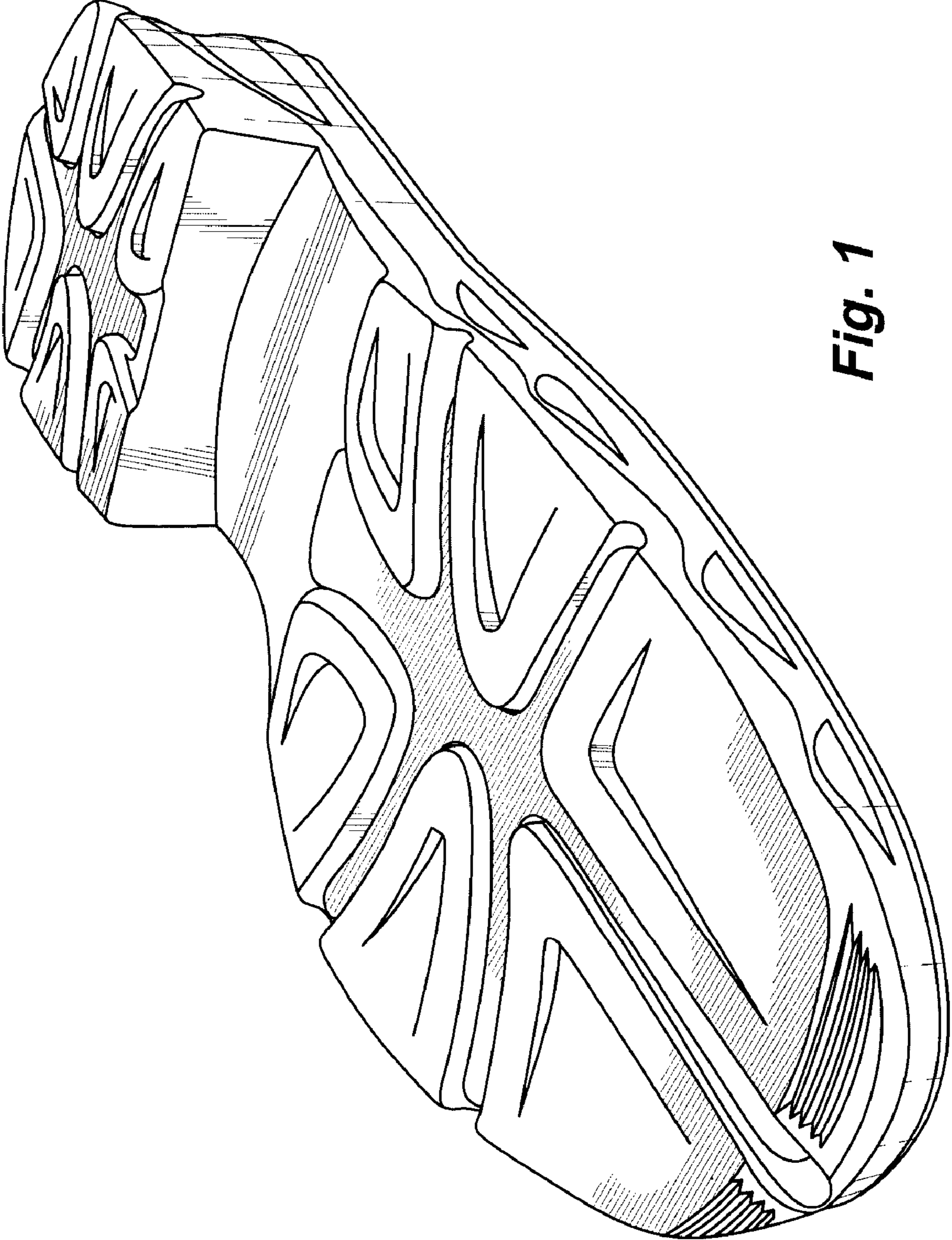
FIG. 7 is a bottom plan view of an alternative embodiment of the shoe sole according to the present invention, the appearance of the shoe sole being identical to the first embodiment except for an indication of surface contrast;

FIG. 8 is a right side view of the alternate embodiment; and,

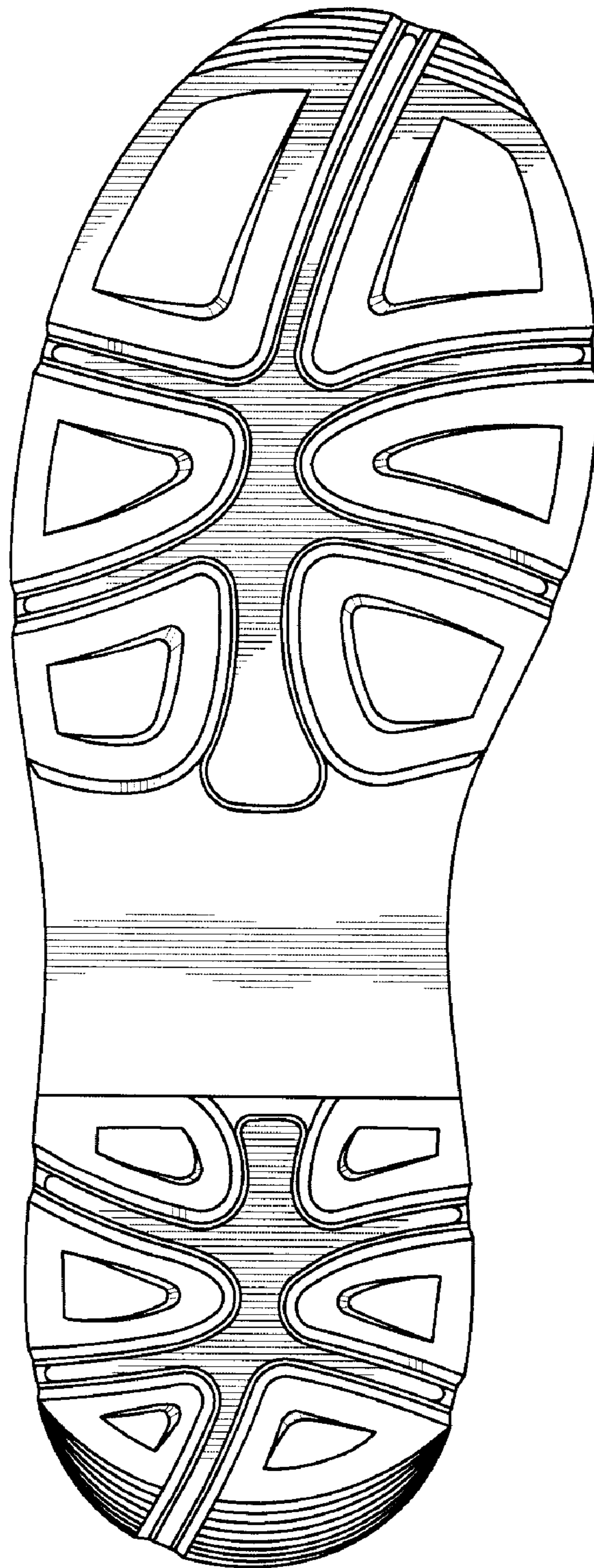
FIG. 9 is a left side view of the alternate embodiment.

**1 Claim, 6 Drawing Sheets**

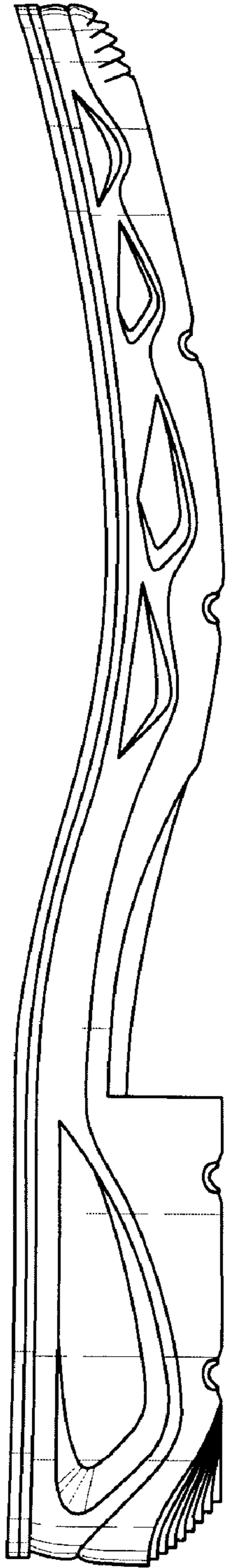




**Fig. 1**



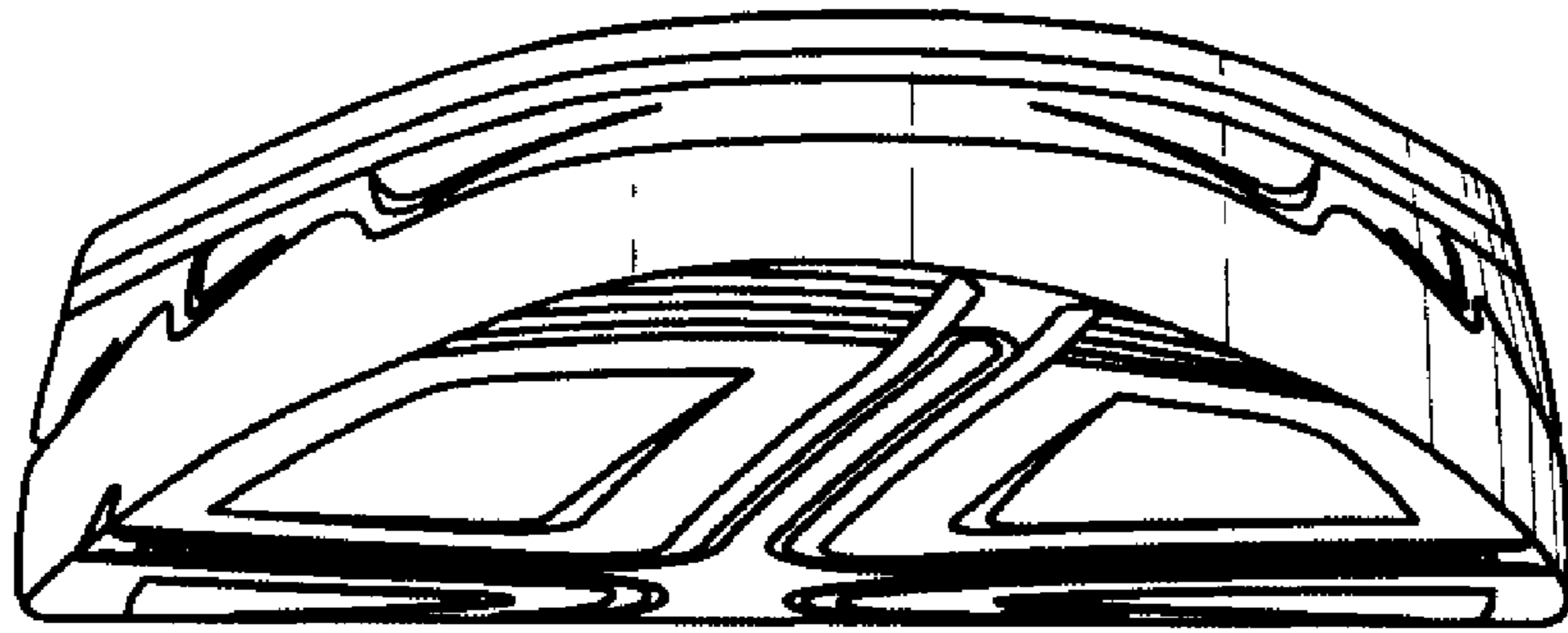
**Fig. 2**



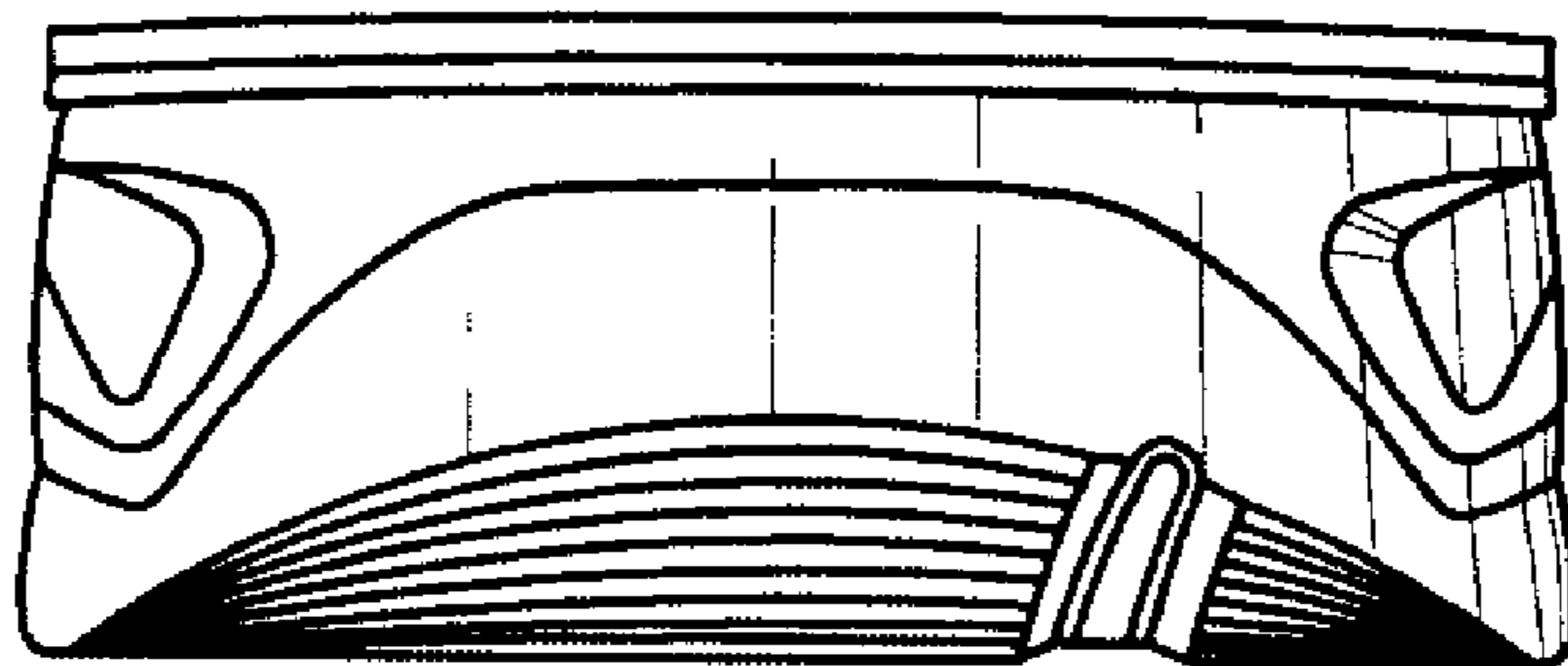
*Fig. 3*



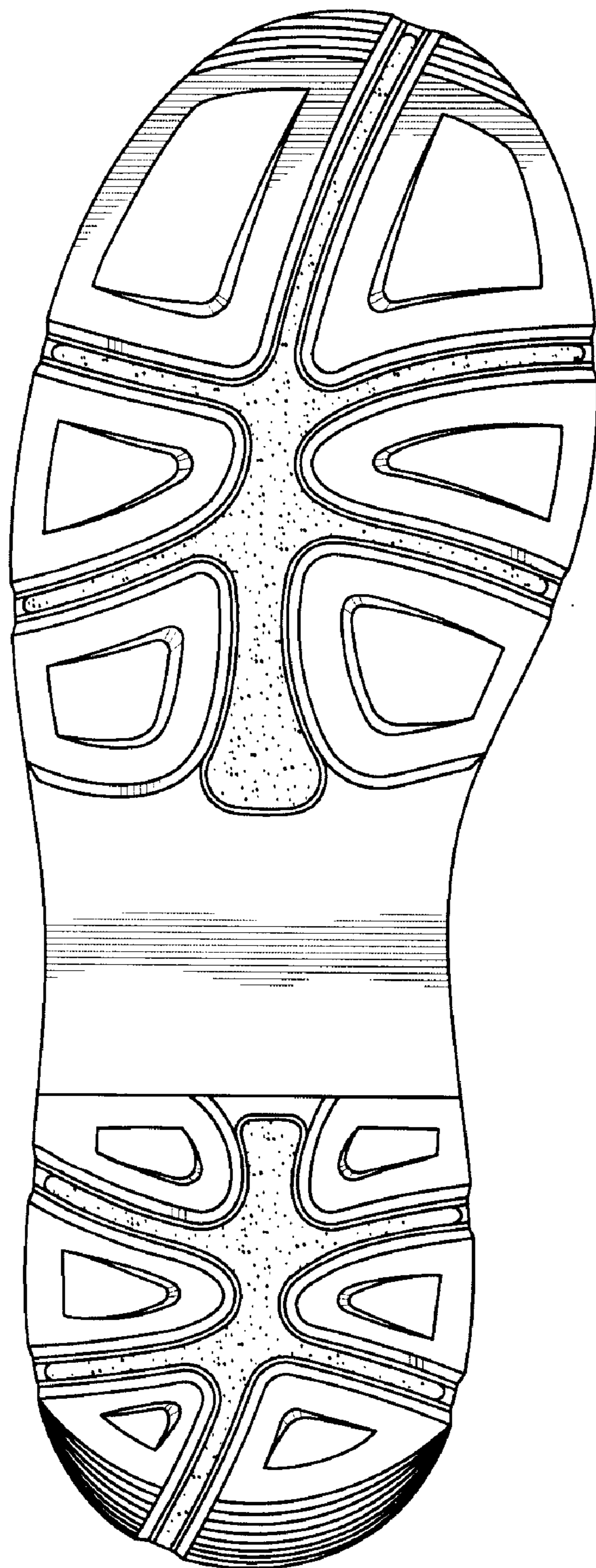
*Fig. 4*



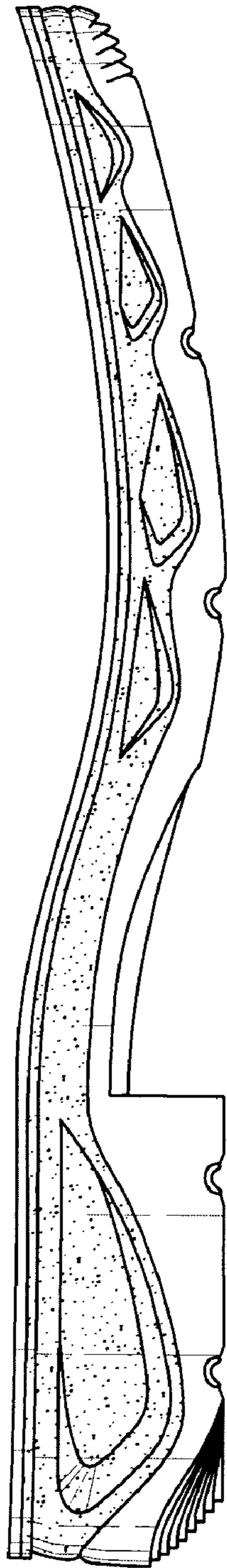
***Fig. 5***



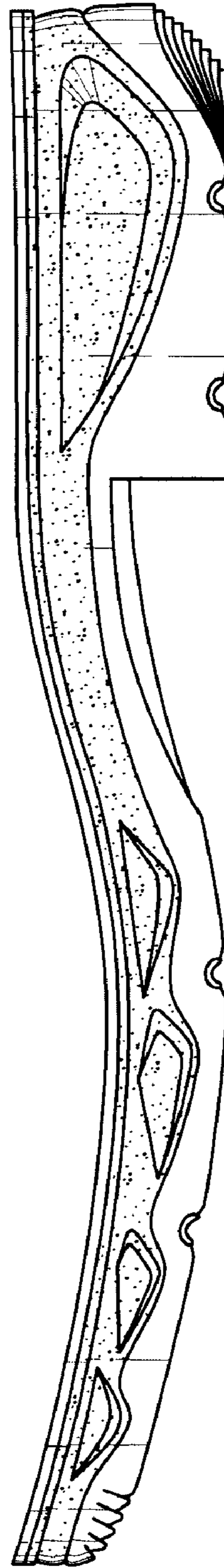
***Fig. 6***



**Fig. 7**



**Fig. 8**



**Fig. 9**