

US00D607192S

(12) **United States Design Patent**
McClaskie

(10) **Patent No.:** **US D607,192 S**

(45) **Date of Patent:** **** Jan. 5, 2010**

(54) **SHOE**

(75) **Inventor:** **Thomas E. McClaskie**, Bethlehem, PA
(US)

(73) **Assignee:** **Columbia Insurance Company**,
Omaha, NE (US)

(**) **Term:** **14 Years**

(21) **Appl. No.:** **29/335,466**

(22) **Filed:** **Apr. 16, 2009**

(51) **LOC (9) Cl.** **02-04**

(52) **U.S. Cl.** **D2/959; D2/951; D2/953;**
D2/957

(58) **Field of Classification Search** D2/947,
D2/951, 952, 953, 957, 959, 960; 36/3 B,
36/22 R, 24.5, 25 R, 67 A, 59 C, 103
See application file for complete search history.

(56) **References Cited**

U.S. PATENT DOCUMENTS

1,663,587	A *	3/1928	Dunbar	264/236
D81,136	S *	5/1930	Klein	D2/949
D90,057	S *	5/1933	Van Cleef	D2/949
4,349,970	A *	9/1982	Silver	36/3 B
D287,302	S *	12/1986	Peterson	D2/961
D302,901	S *	8/1989	Mitsui	D2/959
D335,953	S	6/1993	Tyng		
D370,993	S	6/1996	Mangee		
D413,714	S *	9/1999	Challant	D2/959
D433,558	S *	11/2000	Matis et al.	D2/959
D441,176	S *	5/2001	Dean	D2/959
D449,428	S *	10/2001	McClaskie	D2/957
D468,083	S	1/2003	Morais		
D474,584	S	5/2003	Matis		
D498,351	S *	11/2004	Morgan	D2/959
D499,239	S *	12/2004	Burg et al.	D2/959
D501,707	S	2/2005	Nakano		
D511,609	S	11/2005	Magro et al.		

D543,679	S *	6/2007	Edwards	D2/959
D545,035	S *	6/2007	Roulo	D2/959
D545,036	S *	6/2007	Roulo	D2/959
D547,933	S	8/2007	Loverin		
D551,832	S	10/2007	Scott		
D553,835	S *	10/2007	McClaskie	D2/959
D566,381	S *	4/2008	Nakano et al.	D2/959
D568,035	S	5/2008	McClaskie		
D577,183	S *	9/2008	Link	D2/959
D577,883	S *	10/2008	Link	D2/959
D595,036	S *	6/2009	Link	D2/957
2001/0016993	A1 *	8/2001	Cagner	36/102
2005/0268491	A1 *	12/2005	McDonald et al.	36/28

* cited by examiner

Primary Examiner—Celia A Murphy

(74) *Attorney, Agent, or Firm*—St. Onge Steward Johnston & Reens LLC

(57) **CLAIM**

The ornamental design for a shoe, as shown and described.

DESCRIPTION

FIG. 1 is a bottom perspective view of a shoe in accordance with my new design;

FIG. 2 is a bottom view thereof;

FIG. 3 is a top view thereof;

FIG. 4 is a left side view thereof;

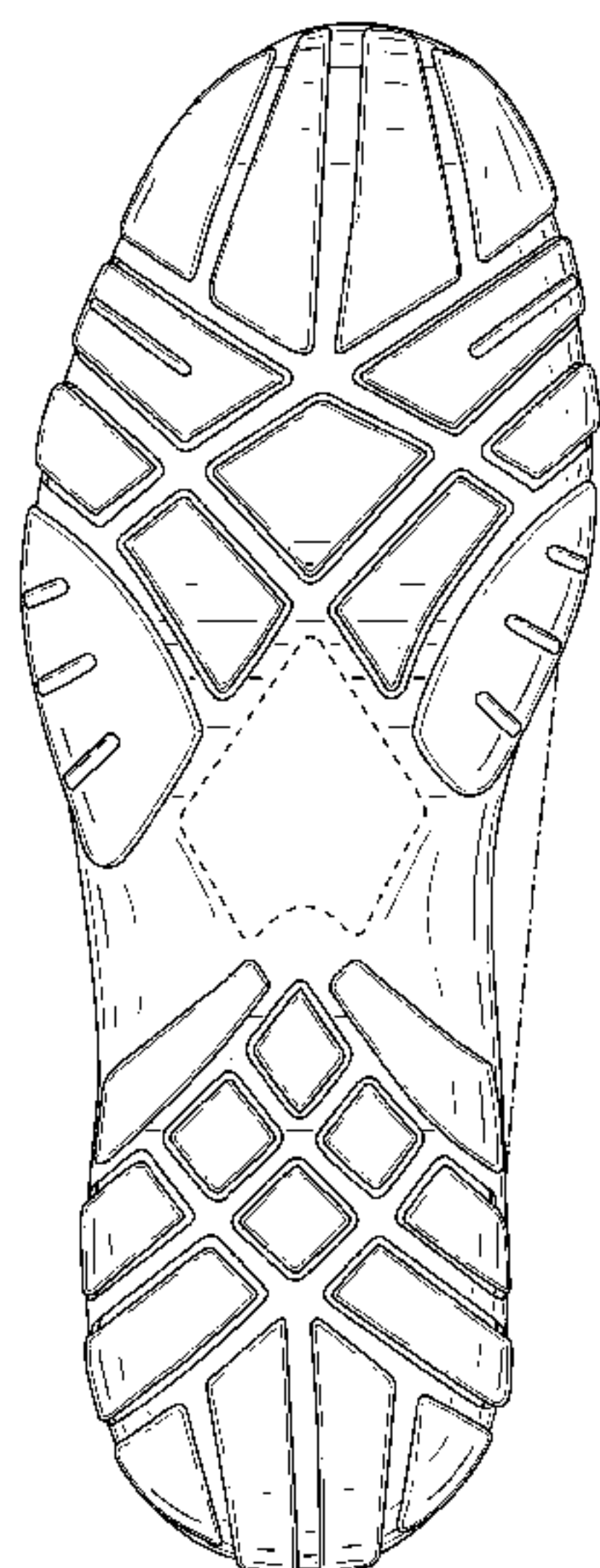
FIG. 5 is a right side view thereof;

FIG. 6 is a front view thereof; and,

FIG. 7 is a rear view thereof.

The shoe upper shown in broken lines in FIGS. 1–7 is for environmental purposes only and forms no part of the claimed design. The broken lines shown in each arch area of FIGS. 1 and 2 represent boundaries of the design with the lines themselves and the areas within them forming no part of the claim.

1 Claim, 7 Drawing Sheets



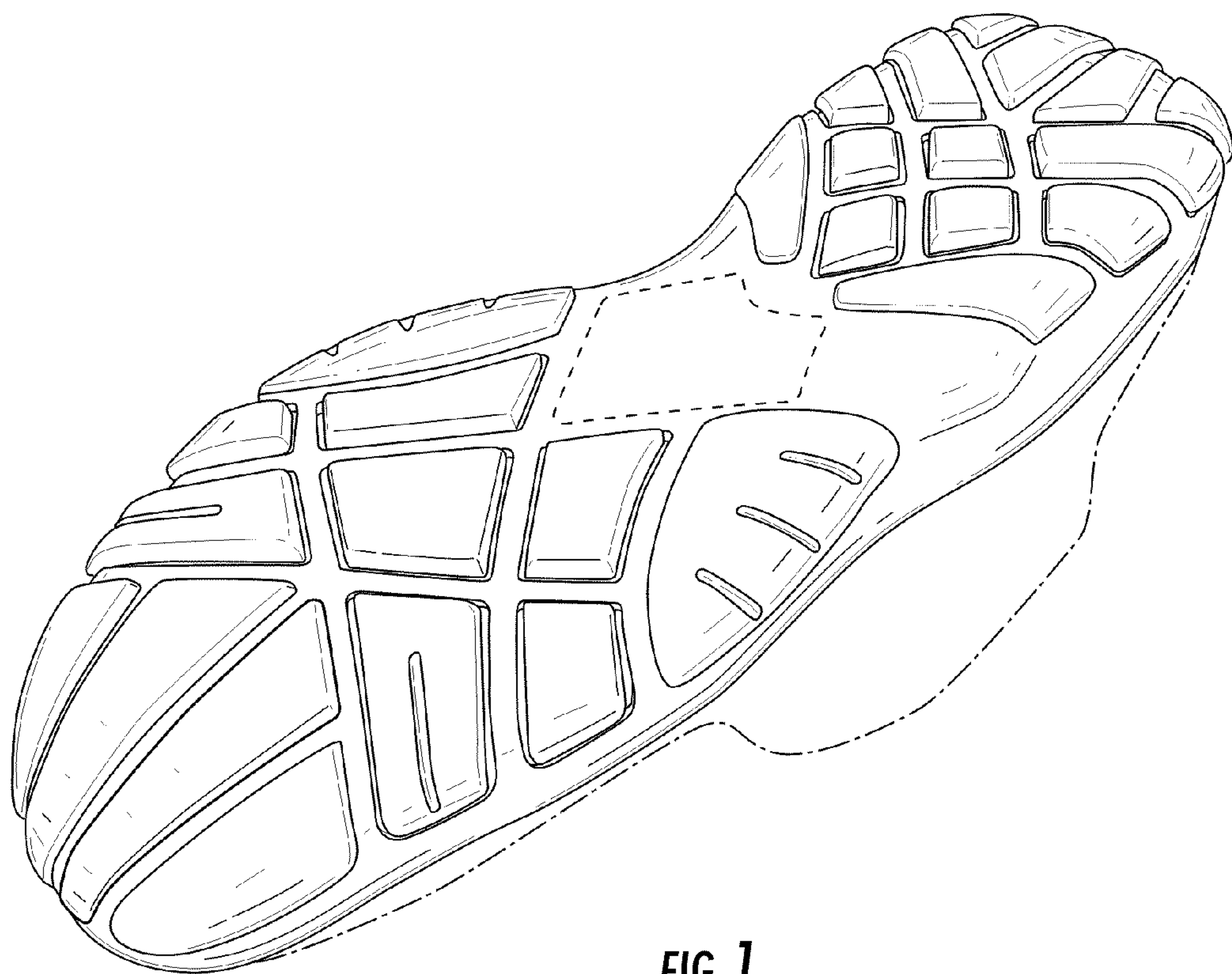


FIG. 1

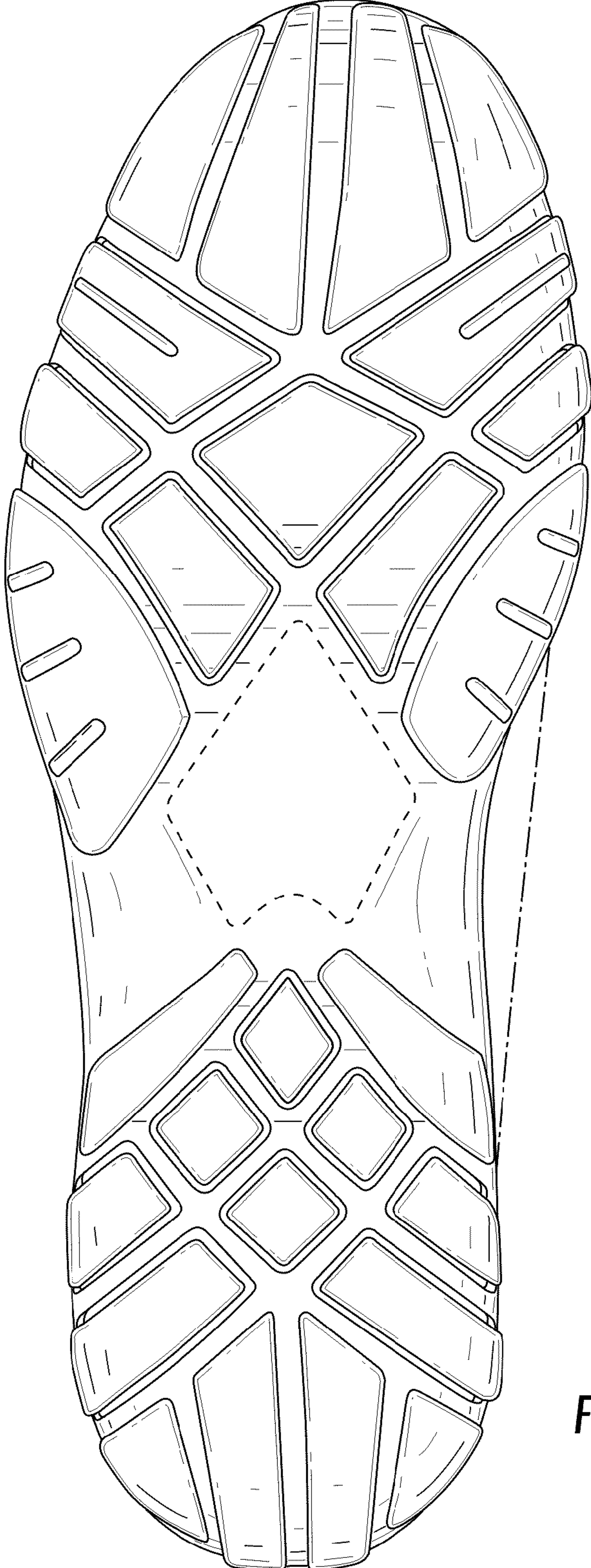


FIG. 2

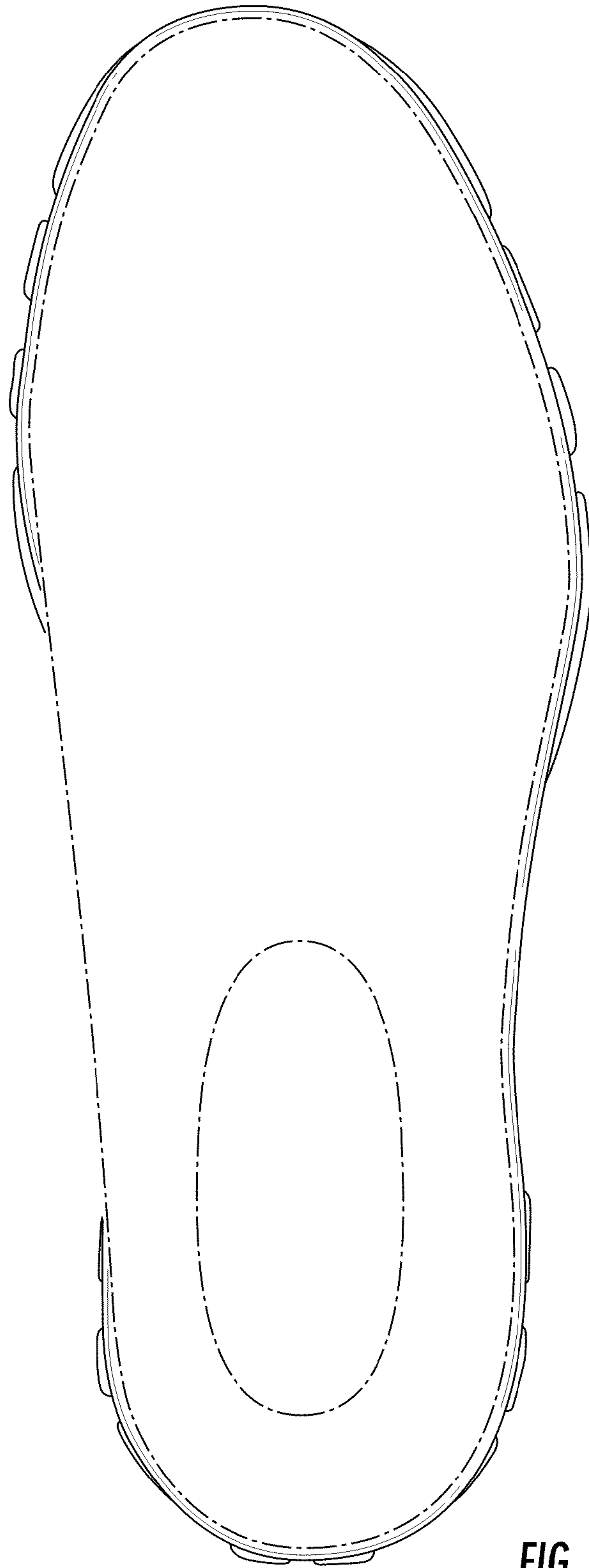


FIG. 3



FIG. 4



FIG. 5

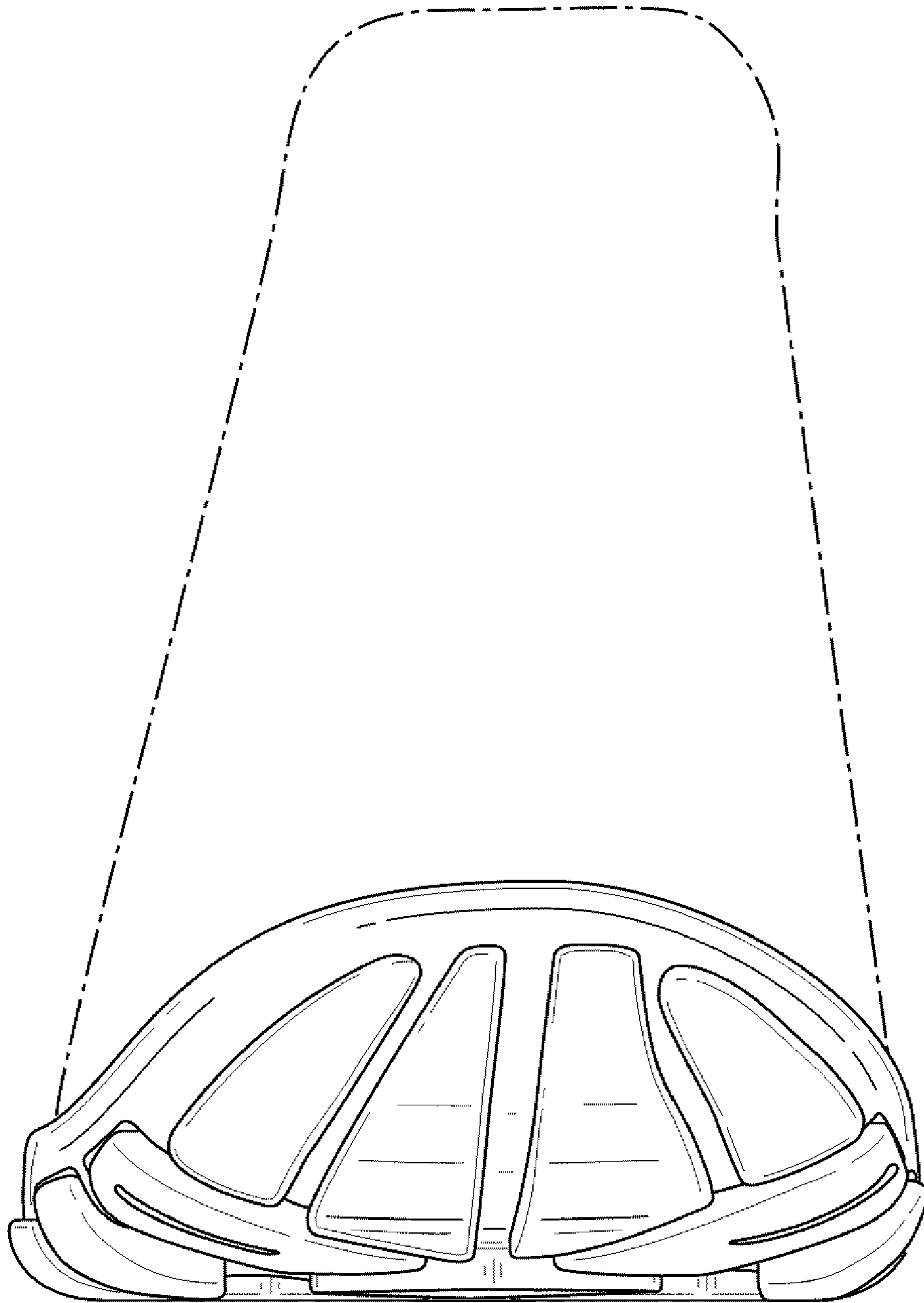


FIG. 6

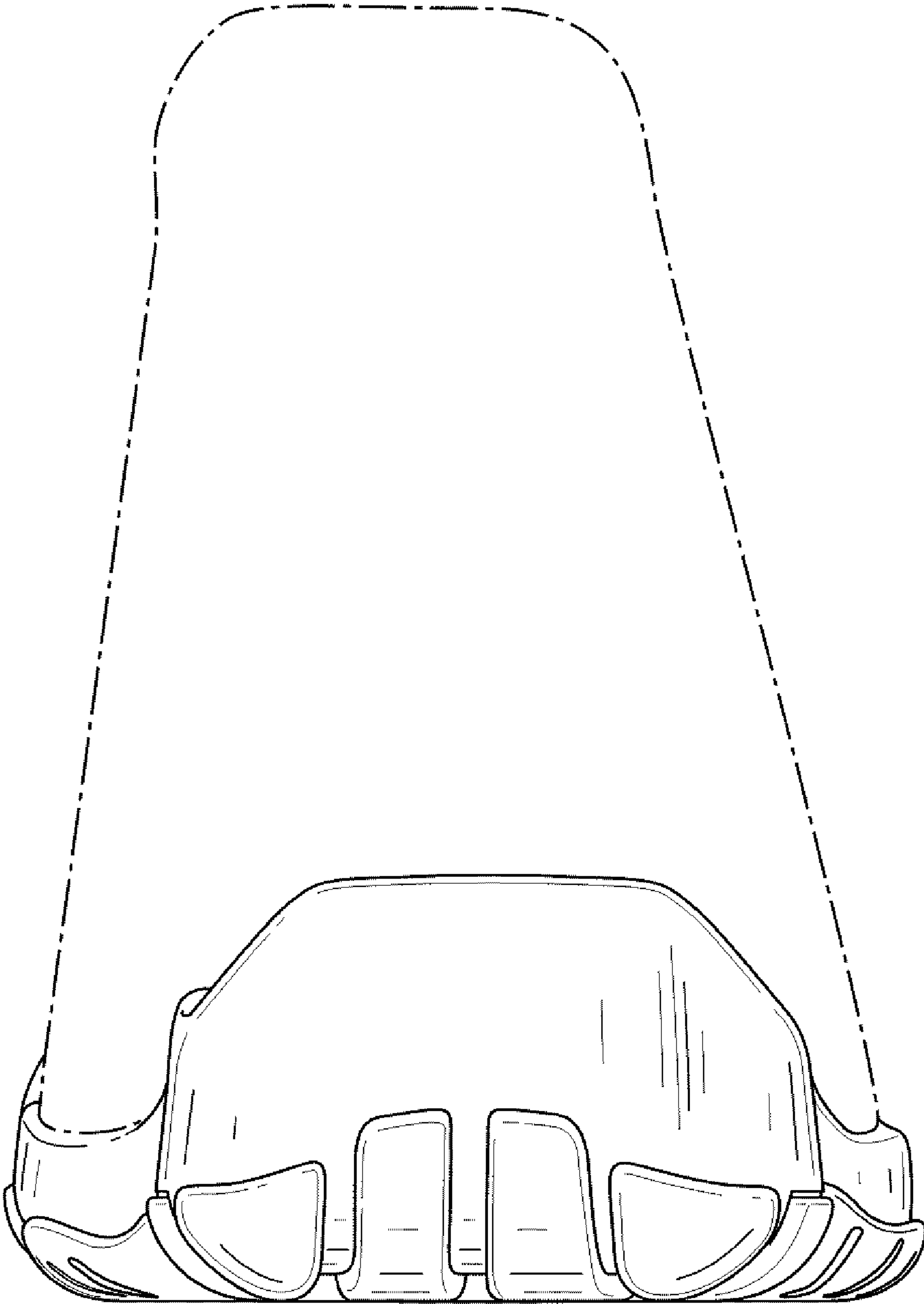


FIG. 7