



US00D607188S

(12) **United States Design Patent**
Teteriatnikov

(10) **Patent No.:** **US D607,188 S**
(45) **Date of Patent:** **** Jan. 5, 2010**

- (54) **PERIPHERY OF AN OUTSOLE**
- (75) Inventor: **Savva Teteriatnikov**, Venice, CA (US)
- (73) Assignee: **Skechers U.S.A., Inc. II**, Manhattan Beach, CA (US)
- (**) Term: **14 Years**
- (21) Appl. No.: **29/338,285**
- (22) Filed: **Jun. 8, 2009**
- (51) **LOC (9) Cl.** **02-99**
- (52) **U.S. Cl.** **D2/946; D2/977**
- (58) **Field of Classification Search** D2/896, D2/902, 903, 906-908, 946, 947, 951-960, D2/967, 977; 36/25 R-25 A
See application file for complete search history.

(56) **References Cited**
U.S. PATENT DOCUMENTS

D328,968 S	9/1992	Hatfield	
D339,222 S	9/1993	Hatfield et al.	
D341,709 S	11/1993	Hatfield et al.	
D402,795 S	12/1998	Moll	
D411,242 S	6/1999	Link	
D426,372 S	6/2000	Price	
D437,675 S	2/2001	Dahlsten	
D473,040 S	4/2003	Hawker et al.	
D473,047 S	4/2003	Wilson	
D492,472 S	7/2004	Santa	
D495,129 S	8/2004	Allen	
D498,905 S *	11/2004	Wilson D2/977
D516,786 S	3/2006	Besanceney, III	
D518,285 S	4/2006	Schoenborn et al.	

D524,016 S	7/2006	Robinson, Jr. et al.	
D543,677 S	6/2007	Andrews et al.	
D544,199 S	6/2007	Chen	
D544,701 S	6/2007	Chen	
D547,939 S *	8/2007	Link D2/977
D555,891 S *	11/2007	Bettencourt D2/977
D558,971 S	1/2008	Wu	
D559,509 S *	1/2008	Hayes D2/977
D575,944 S	9/2008	Pauk	
D578,744 S *	10/2008	Earle D2/946
D588,346 S	3/2009	McCarthy	
D590,139 S	4/2009	Carlucci	
D599,102 S *	9/2009	Purdom et al. D2/977

* cited by examiner

Primary Examiner—Dominic Simone
(74) *Attorney, Agent, or Firm*—Marshall A. Lerner; Marvin H. Kleinberg; Kleinberg & Lerner, LLP

(57) **CLAIM**

The ornamental design for a periphery of an outsole, as shown and described.

DESCRIPTION

FIG. 1 is a left side view of a periphery of an outsole embodying my new design;
FIG. 2 is a right side view thereof;
FIG. 3 is a front view thereof; and,
FIG. 4 is a rear view thereof.
The broken line showing of the portion of the shoe sole and the shoe upper are for illustrative purposes only and form no part of the claim design.

1 Claim, 3 Drawing Sheets


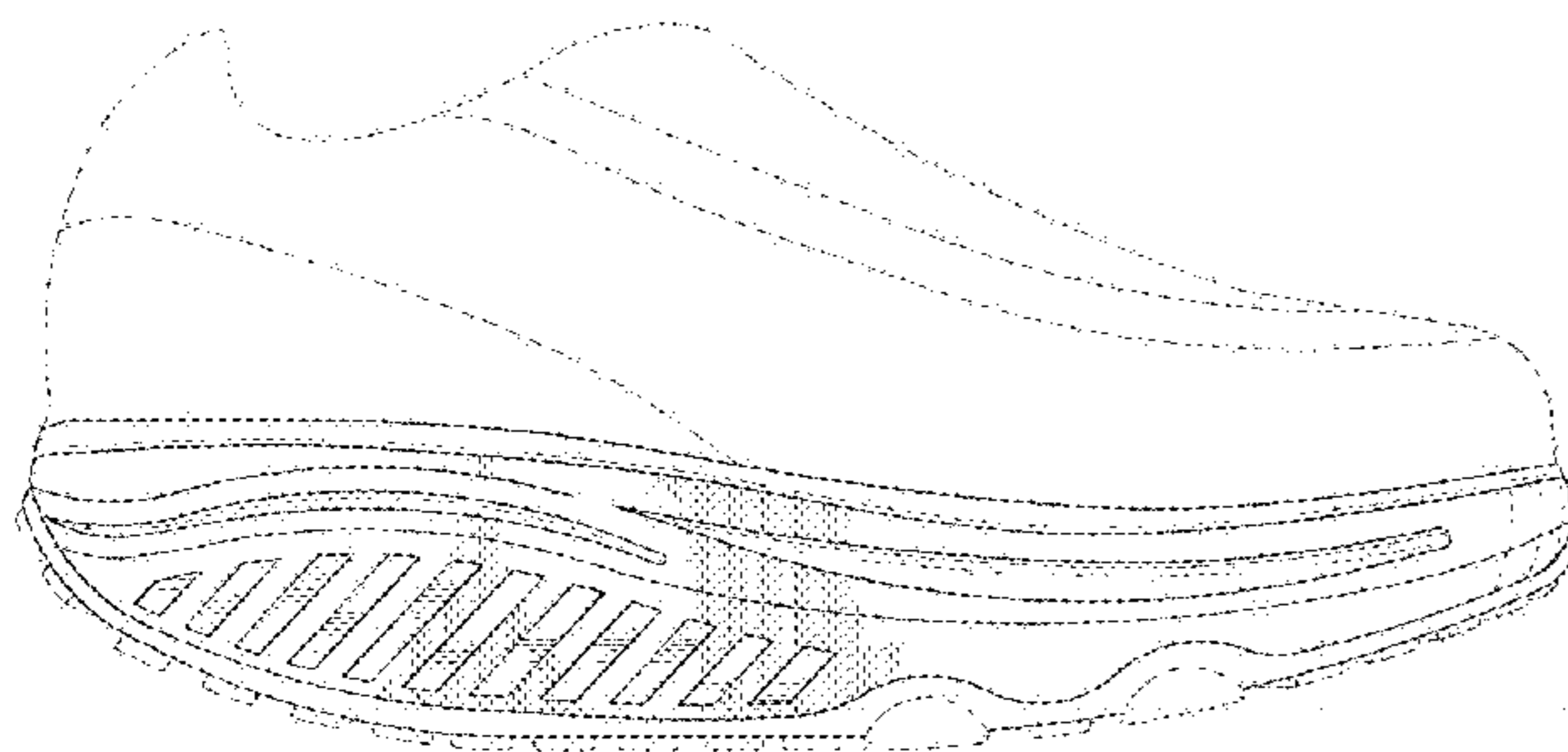


FIG. 1

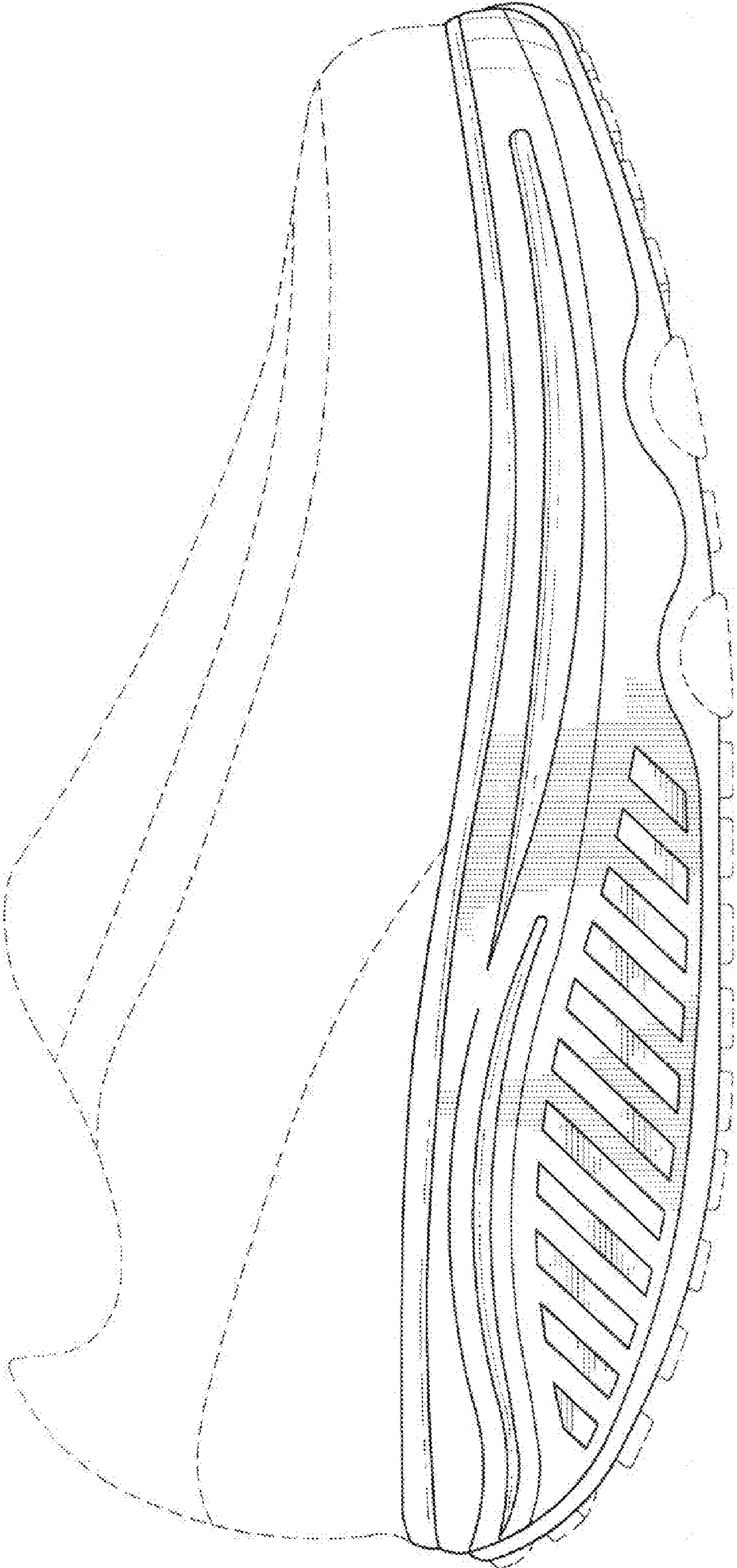


FIG. 2

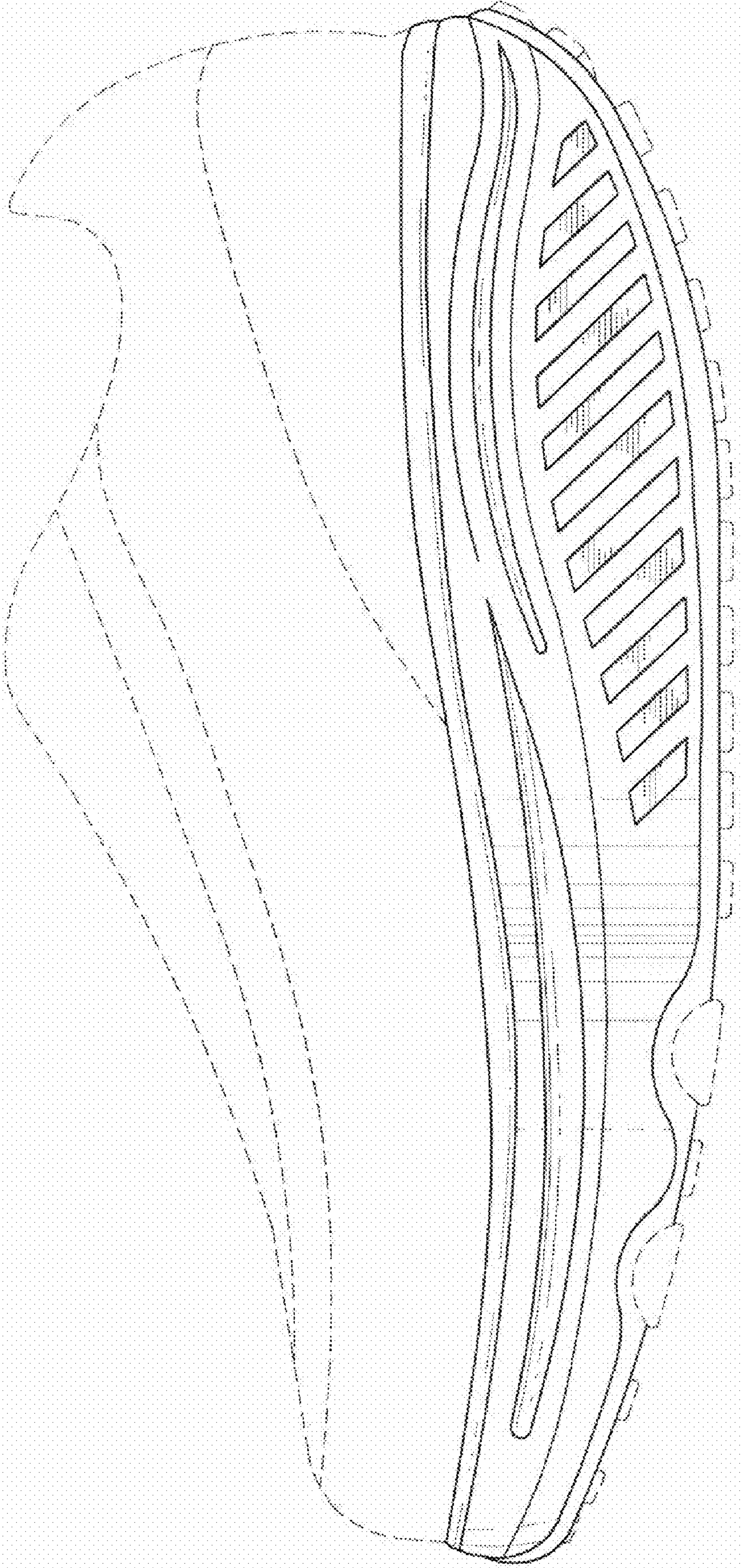


FIG. 4

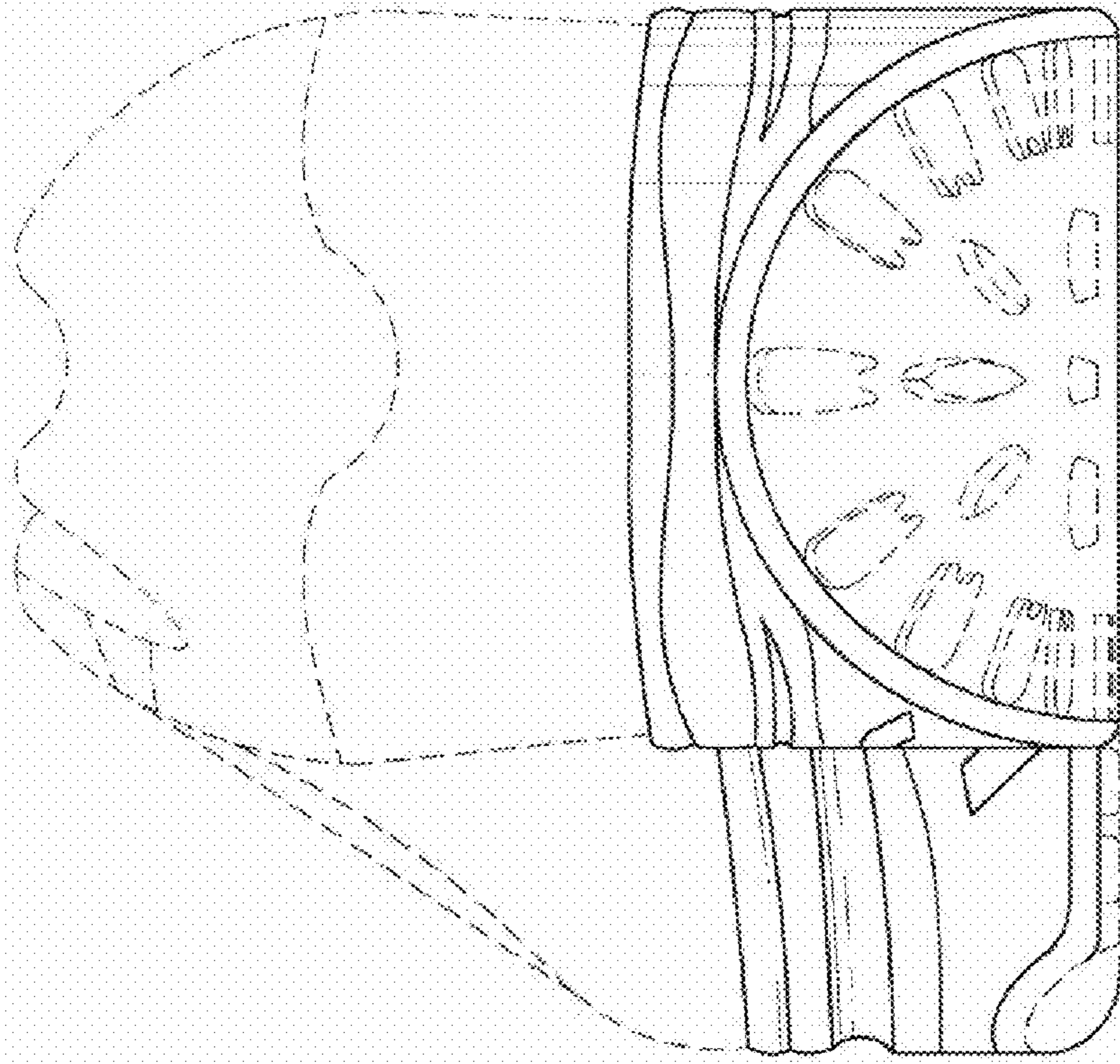


FIG. 3

