



US00D607186S

(12) **United States Design Patent**
McDonald

(10) **Patent No.:** **US D607,186 S**
(45) **Date of Patent:** **** Jan. 5, 2010**

- (54) **SHOE**
- (75) Inventor: **Steven C. McDonald**, Heber, UT (US)
- (73) Assignee: **Nike, Inc.**, Beaverton, OR (US)
- (**) Term: **14 Years**
- (21) Appl. No.: **29/322,807**
- (22) Filed: **Aug. 12, 2008**
- (51) **LOC (9) Cl.** **02-04**
- (52) **U.S. Cl.** **D2/923; D2/896; D2/902;**
D2/903; D2/908; D2/925
- (58) **Field of Classification Search** D2/896,
D2/902, 903, 907, 908, 923, 925, 926, 944,
D2/969, 971; 36/1, 83, 43, 44
See application file for complete search history.

(56) **References Cited**

U.S. PATENT DOCUMENTS

D169,717 S *	5/1953	White et al.	D2/925
D247,136 S *	2/1978	Mizoguchi	D2/907
D293,964 S *	2/1988	Baungratz	D2/944
D350,432 S *	9/1994	Saez	D2/961
6,973,743 B1 *	12/2005	Mowery	36/43

D545,532 S *	7/2007	Sawtelle et al.	D2/961
7,337,562 B2 *	3/2008	Kim	36/43
D571,541 S *	6/2008	Kingsberry	D2/923
7,380,353 B2 *	6/2008	Feller et al.	36/44

* cited by examiner

Primary Examiner—Dominic Simone

(74) *Attorney, Agent, or Firm*—TraskBritt

(57) **CLAIM**

The ornamental design for a shoe, as shown and described.

DESCRIPTION

FIG. 1 is a side view of a shoe showing my new design;
 FIG. 2 is another side view of the shoe shown in FIG. 1;
 FIG. 3 is a front view of the shoe shown in FIG. 1;
 FIG. 4 is a rear view of the shoe shown in FIG. 1;
 FIG. 5 is a top view of the shoe shown in FIG. 1;
 FIG. 6 is a bottom view of the shoe shown in FIG. 1;
 FIG. 7 is a perspective view of the shoe shown in FIG. 1; and,
 FIG. 8 is another perspective view of the shoe shown in FIG. 1.

1 Claim, 6 Drawing Sheets







FIG. 1



FIG 2.



FIG. 3



FIG. 4



FIG. 5




FIG. 6



FIG. 7



FIG. 8