

US00D607174S

(12) **United States Design Patent**
Schulte et al.

(10) **Patent No.:** **US D607,174 S**

(45) **Date of Patent:** **** Dec. 29, 2009**

(54) **PALLET**

(75) Inventors: **Matthias Schulte**, Oberstenfeld (DE);
Heinz Lebherz, Oberstenfeld (DE)

(73) Assignee: **Werzalit GmbH + Co. KG**,
Oberstenfeld (DE)

(**) Term: **14 Years**

(21) Appl. No.: **29/333,577**

(22) Filed: **Mar. 12, 2009**

(30) **Foreign Application Priority Data**

Sep. 29, 2008 (EM) 001011522

(51) **LOC (9) Cl.** **09-08**

(52) **U.S. Cl.** **D34/38**

(58) **Field of Classification Search** D34/38;
108/51.1, 52.1, 53.1, 53.3, 54.1; D9/456
See application file for complete search history.

(56) **References Cited**

U.S. PATENT DOCUMENTS

2,738,564 A * 3/1956 Guinane 432/259
3,430,586 A * 3/1969 Oswald 108/55.3
D228,896 S * 10/1973 Melnick et al. D34/38
3,776,435 A * 12/1973 Smith 222/566
5,307,931 A * 5/1994 Gillispie et al. 206/386

D371,670 S * 7/1996 Carlsson D34/38
D374,536 S * 10/1996 Elder et al. D34/38
D381,180 S * 7/1997 Schueneman et al. D34/38
D385,080 S * 10/1997 Schueneman et al. D34/38
D393,518 S * 4/1998 Hampel D34/38
D590,124 S * 4/2009 Hermans D34/38

* cited by examiner

Primary Examiner—Cynthia E Ramirez

(74) *Attorney, Agent, or Firm*—Michael J. Striker

(57) **CLAIM**

The ornamental design for a pallet, as shown and described.

DESCRIPTION

FIG. 1 is a perspective view of a pallet showing our new design;

FIG. 2 is a top plan view thereof;

FIG. 3 is a side view which is a mirror image of the opposite side view thereof;

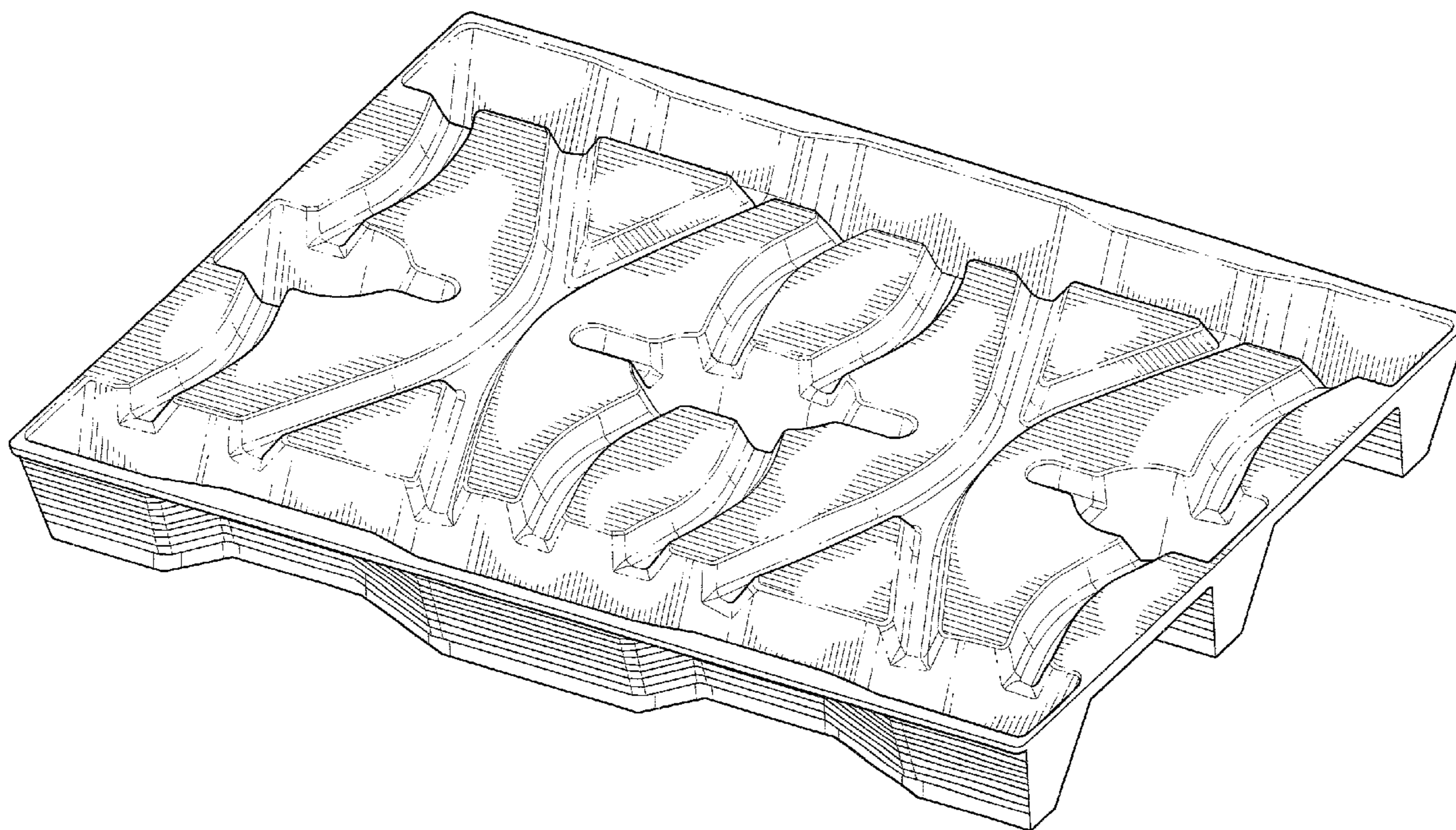
FIG. 4 is a front view thereof which is a mirror image of the opposite rear view thereof;

FIG. 5 is a sectional view taken at area 5—5 in FIG. 2;

FIG. 6 is a sectional view taken at area 6—6 in FIG. 2; and,

FIG. 7 is a bottom view thereof.

1 Claim, 7 Drawing Sheets



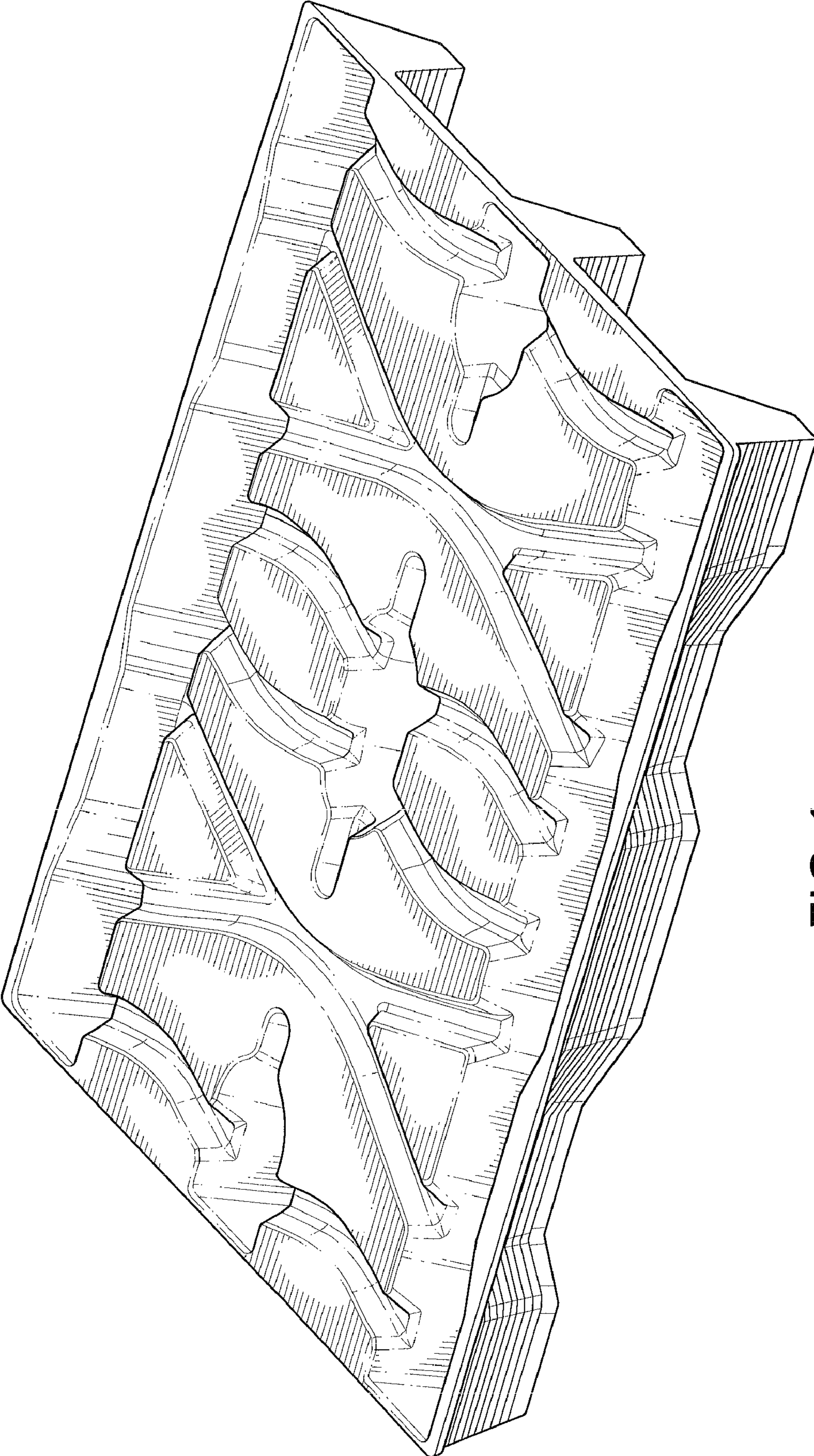


FIG.1

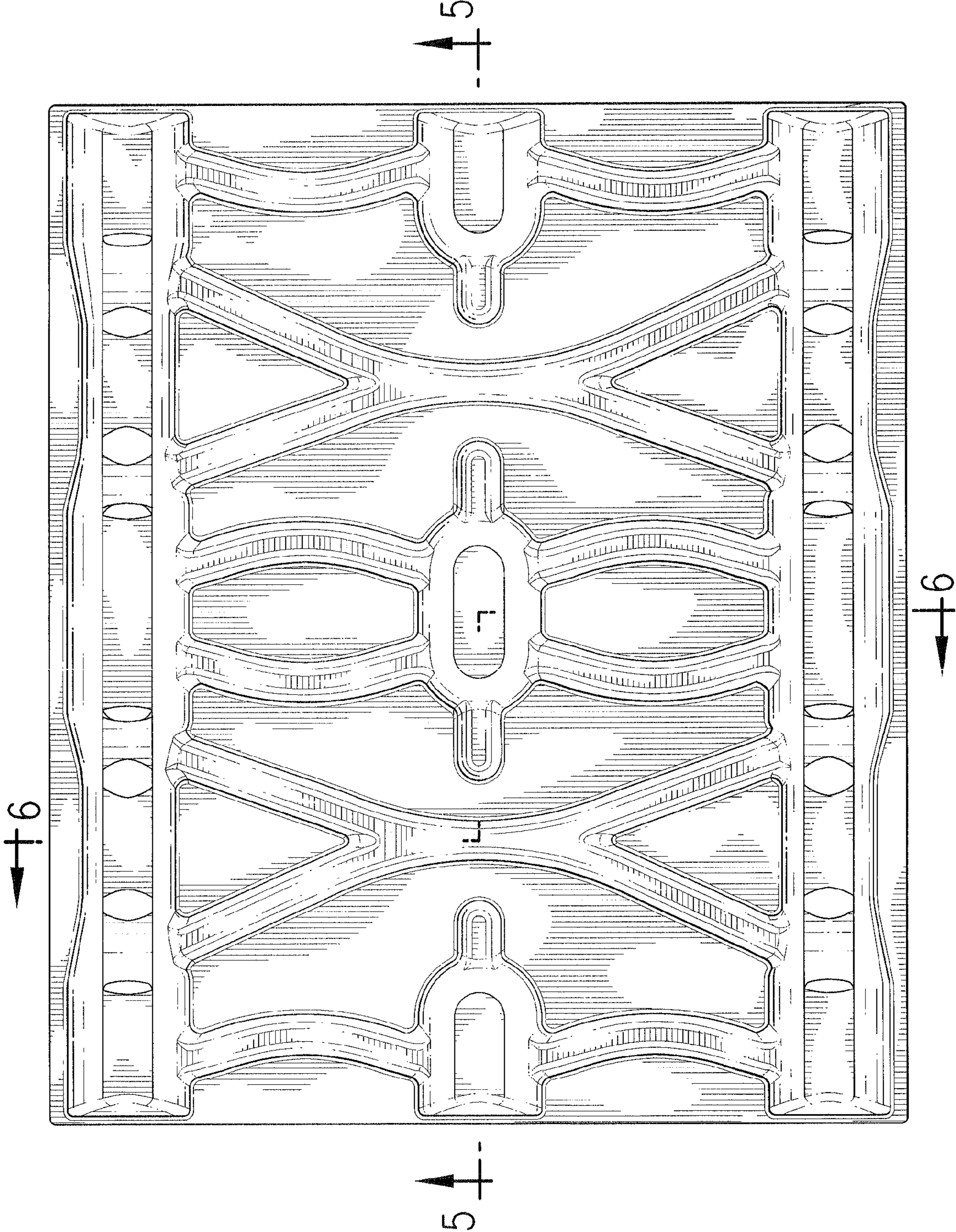


FIG. 2




FIG. 3

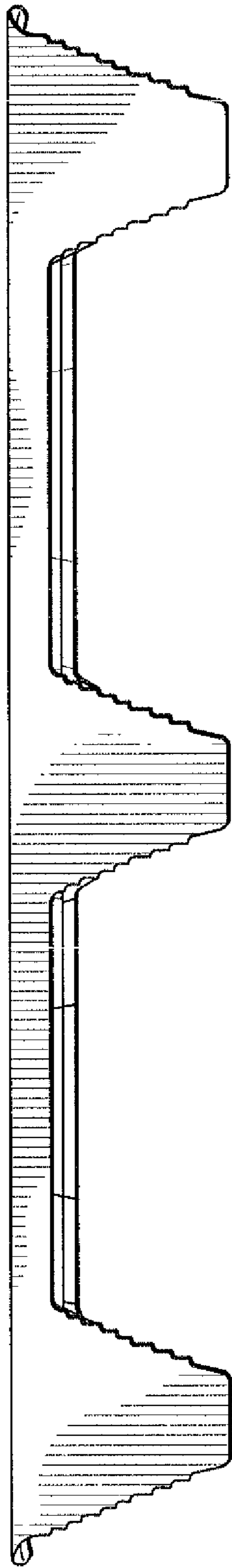


FIG. 4

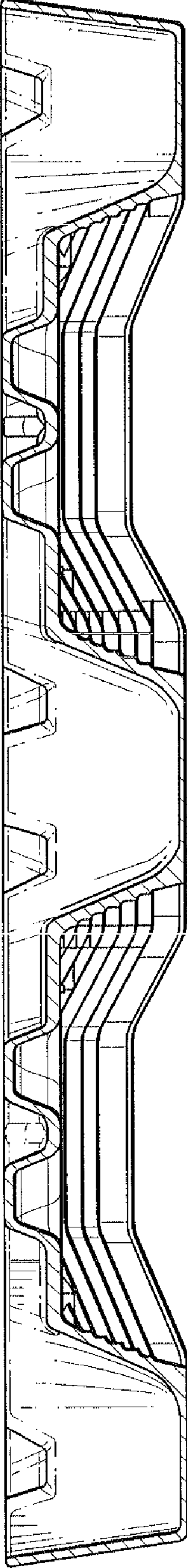


FIG. 5

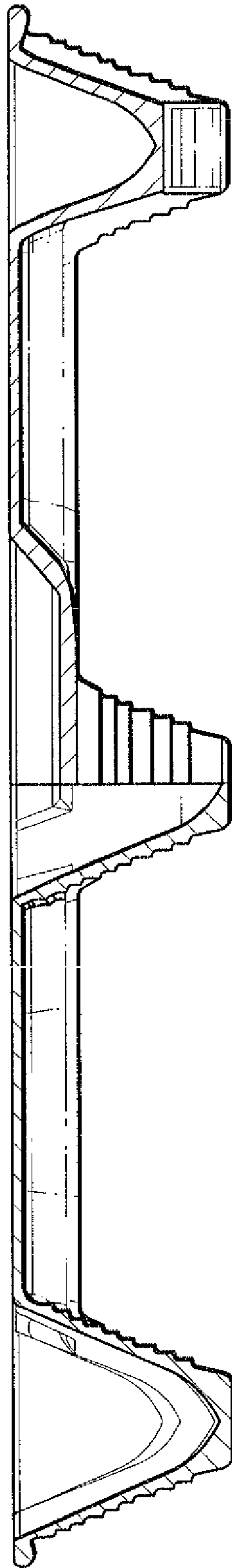


FIG. 6

FIG. 7

