



US00D607167S

(12) **United States Design Patent**
Libman et al.

(10) **Patent No.:** **US D607,167 S**

(45) **Date of Patent:** **** Dec. 29, 2009**

(54) **MOP**

(75) Inventors: **Robert J. Libman**, Arcola, IL (US);
Enzo Berti, Pianiga (IT); **Marco Bizzotto**, Padua (IT)

(73) Assignee: **The Libman Company**, Arcola, IL (US)

(**) Term: **14 Years**

(21) Appl. No.: **29/332,054**

(22) Filed: **Feb. 6, 2009**

(51) **LOC (9) Cl.** **14-01**

(52) **U.S. Cl.** **D32/45; D32/50**

(58) **Field of Classification Search** D32/35,
D32/40, 45, 50, 51, 30; D9/521, 526, 530,
D9/537, 539, 549, 550, 551; 15/143.1, 147.1,
15/147.2, 209.1, 210.1, 228, 231, 233; 401/137-140,
401/15, 188 R, 268, 270, 278-279
See application file for complete search history.

(56) **References Cited**

U.S. PATENT DOCUMENTS

D21,382 S *	3/1892	Hannold	D9/520
D143,421 S *	1/1946	Gasner	D32/30
5,888,006 A *	3/1999	Ping et al.	401/139
D446,725 S *	8/2001	Lloyd	D9/521
D458,427 S *	6/2002	Kunkler et al.	D32/45
D474,408 S *	5/2003	Rennie et al.	D9/521
D482,829 S *	11/2003	Vosbikian et al.	D32/45
D485,954 S *	1/2004	Hall et al.	D32/45
D486,949 S *	2/2004	Hall et al.	D32/45
D487,174 S *	2/2004	Colman et al.	D32/45
D490,714 S *	6/2004	Snyder	D9/551

D497,699 S *	10/2004	Chi-Hsiang et al.	D32/45
D509,148 S *	9/2005	Wilson et al.	D9/741
D531,509 S *	11/2006	Mongeon et al.	D9/522
D547,190 S *	7/2007	Kuzma et al.	D9/521
D558,576 S *	1/2008	Zigmans	D9/522
D580,767 S *	11/2008	Okin et al.	D9/521
D583,118 S *	12/2008	Snyder	D32/51
D585,289 S *	1/2009	Toh	D9/529
D591,921 S *	5/2009	Rosenzweig et al.	D32/45
D592,819 S *	5/2009	Crawford et al.	D32/45
D599,209 S *	9/2009	Snyder	D9/521
D601,425 S *	10/2009	Miller et al.	D9/522

* cited by examiner

Primary Examiner—Cathron C Brooks

Assistant Examiner—Austin Murphy

(74) *Attorney, Agent, or Firm*—Banner & Witcoff, Ltd.

(57) **CLAIM**

The ornamental design for a mop, as shown and described.

DESCRIPTION

FIG. 1 is a rear left perspective view of a mop, wherein the remainder of the mop is unclaimed and omitted for clarity;

FIG. 2 is a front view thereof;

FIG. 3 is a right view thereof;

FIG. 4 is a left view thereof;

FIG. 5 is a rear view thereof; and,

FIG. 6 is a top view thereof.

The dot-dot broken line showing represents environmental structure and forms no part of the claimed design.

1 Claim, 6 Drawing Sheets

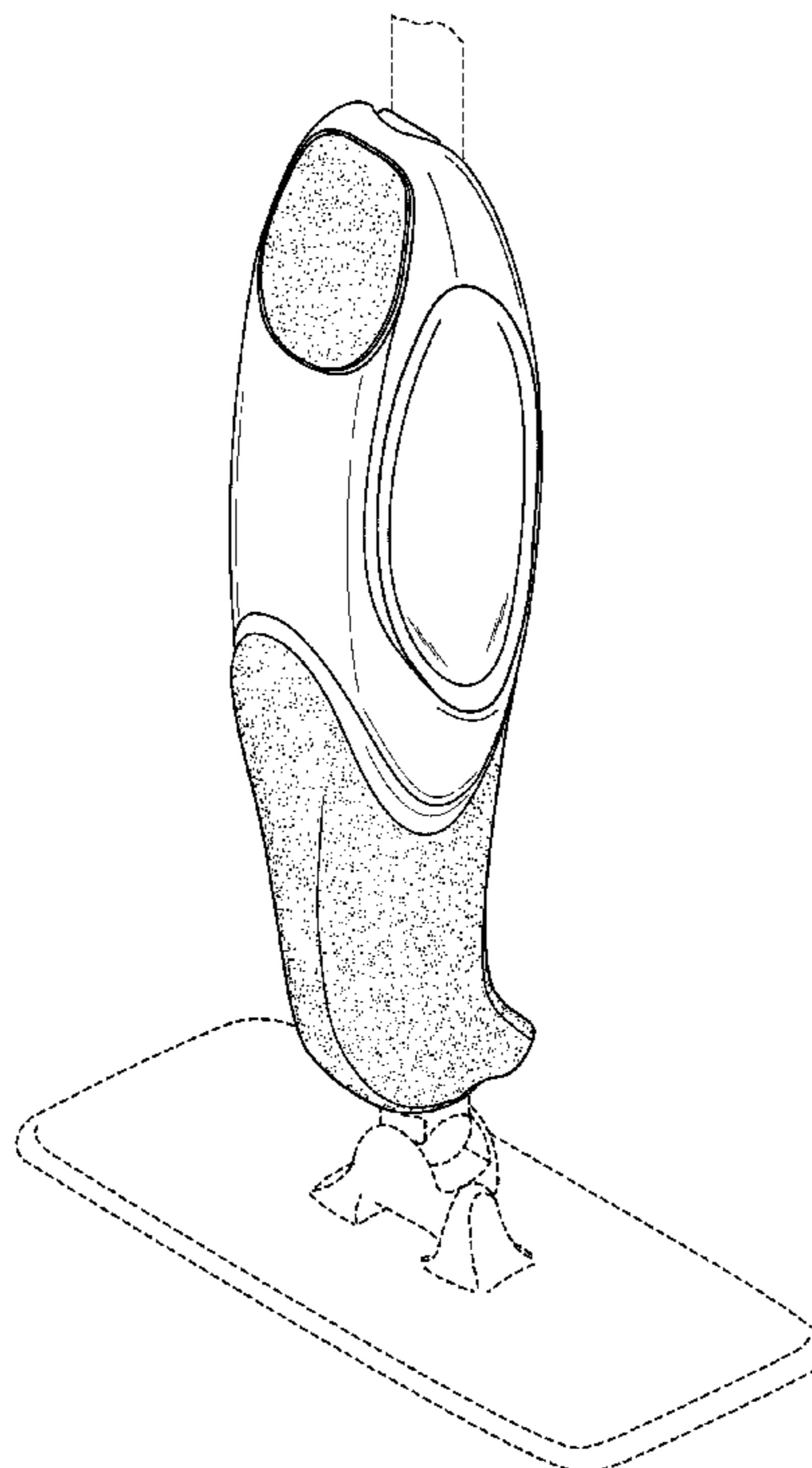


Fig. 1

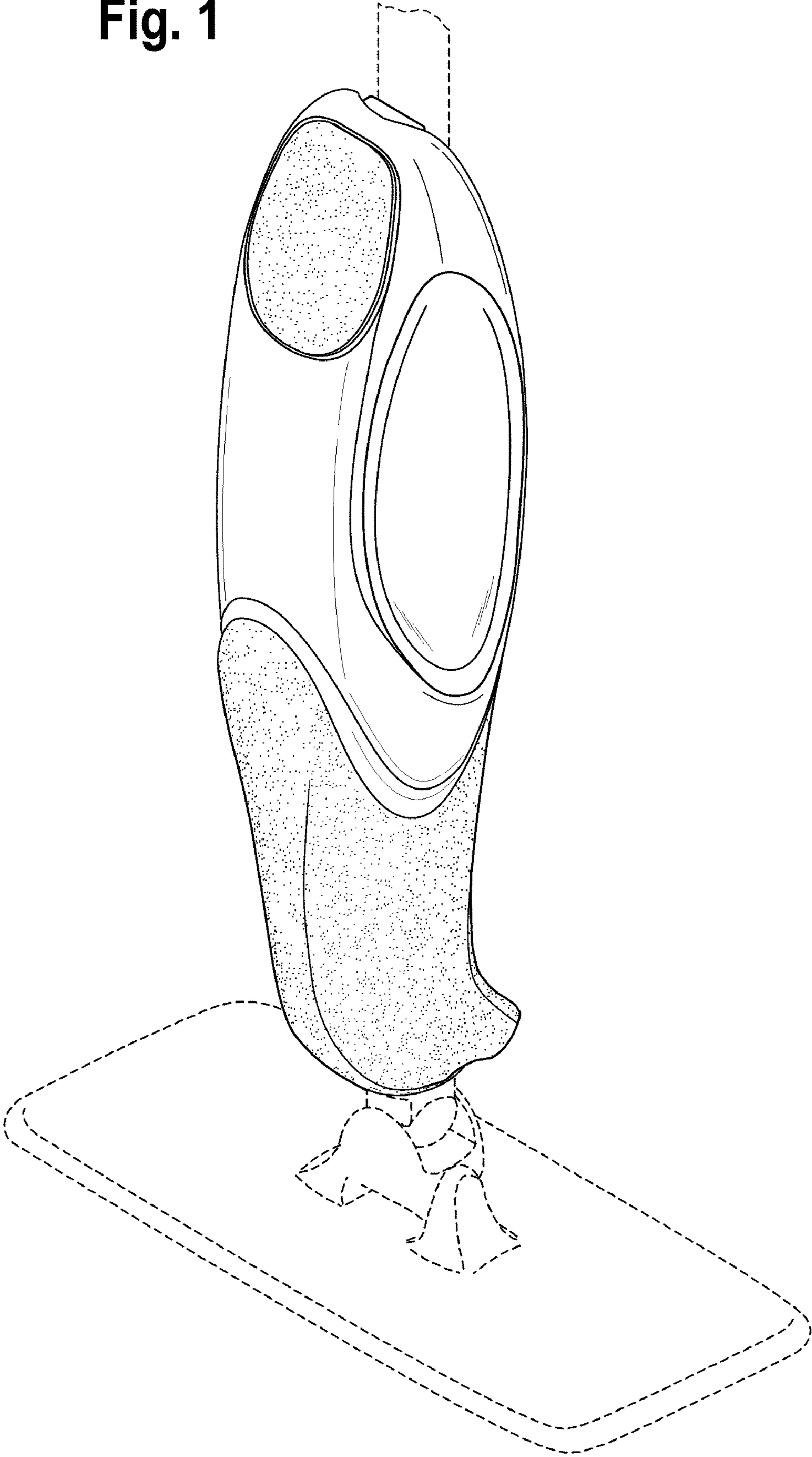


Fig. 2

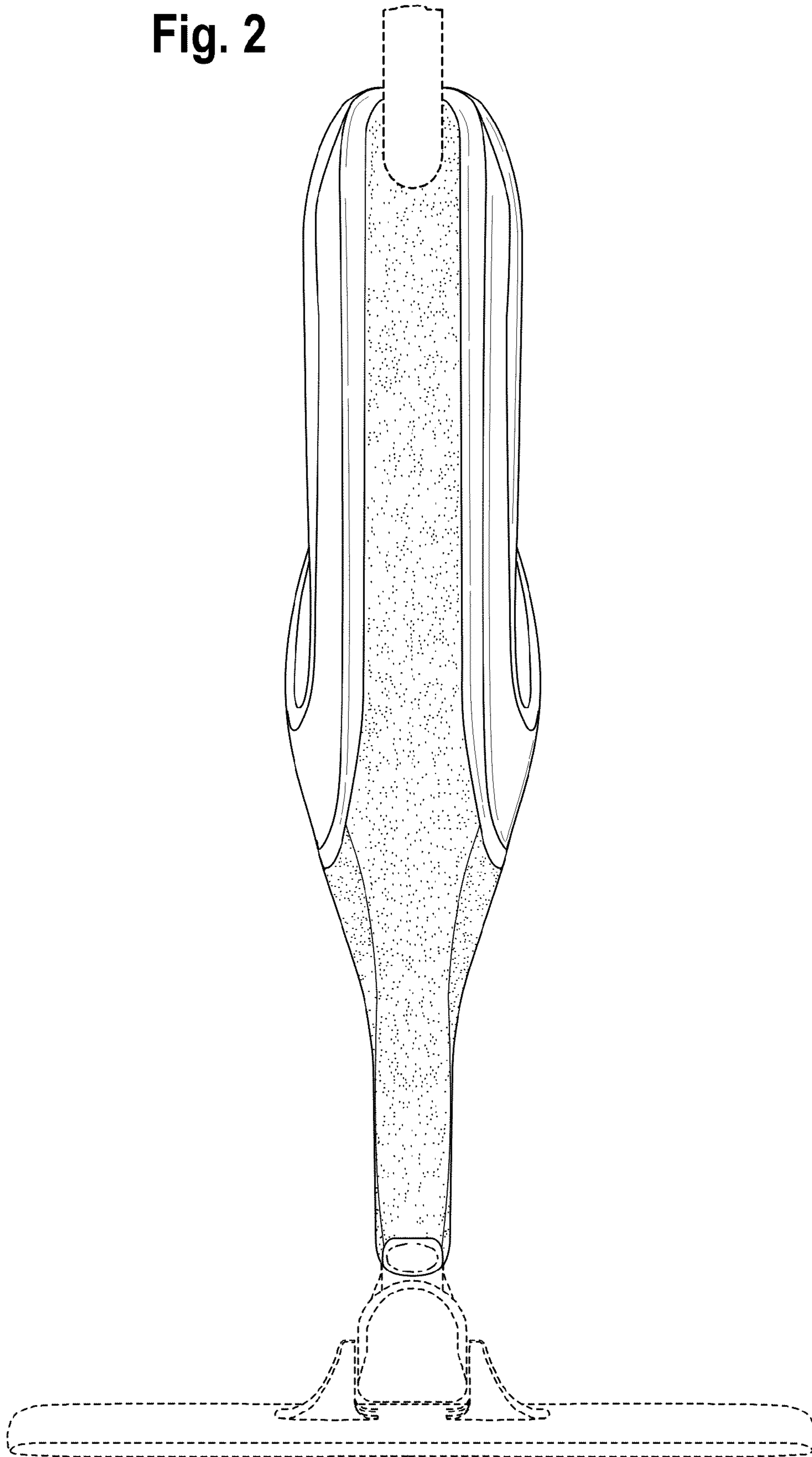


Fig. 3

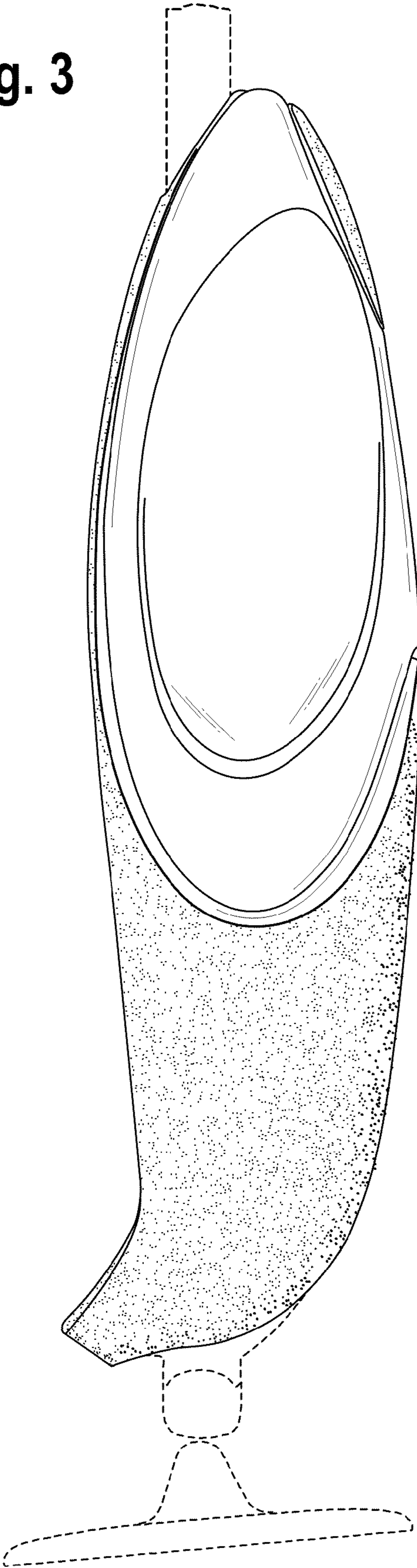


Fig. 4

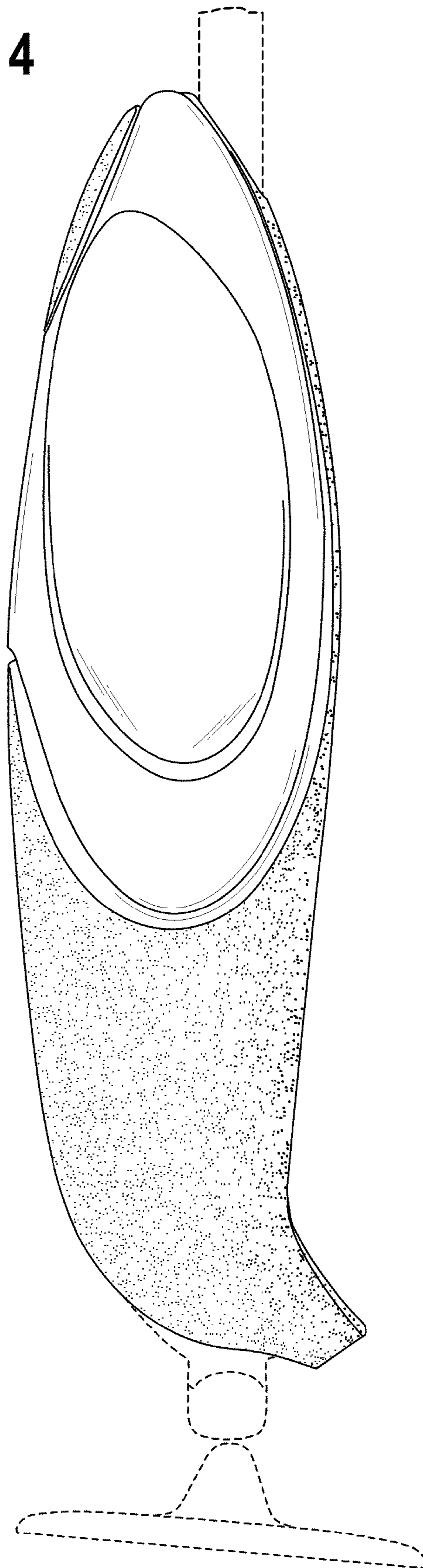


Fig. 5

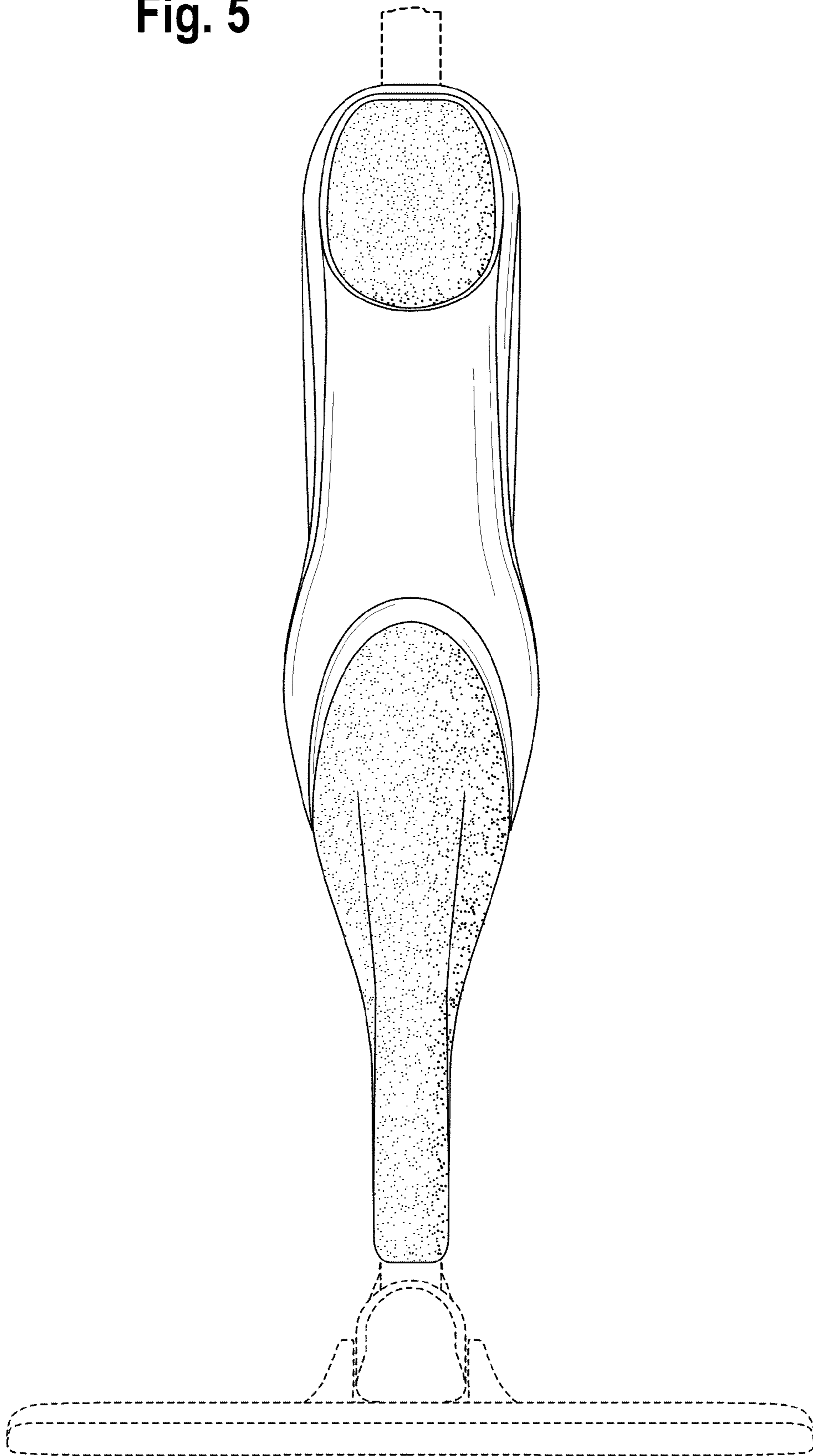


Fig. 6

